

# Somalia

Population 2016

14 million

Estimates of TB burden*, 2016	Number (thousands)	Rate (per 100 000 population)
Mortality (excludes HIV+TB)	11 (6.3–16)	75 (44–115)
Mortality (HIV+TB only)	0.31 (0.19–0.46)	2.1 (1.3–3.2)
Incidence (includes HIV+TB)	39 (25–55)	270 (175–385)
Incidence (HIV+TB only)	0.59 (0.37–0.86)	4.1 (2.6–6)
Incidence (MDR/RR-TB)**	3.9 (2.2–5.6)	27 (16–39)

Estimated TB incidence by age and sex (thousands)\*, 2016

	0-14 years	> 14 years	Total
Females	2.4 (1.5–3.3)	14 (8.3–19)	16 (9.7–22)
Males	2.7 (1.7–3.8)	20 (12–28)	23 (14–31)
Total	5.1 (3.1–7.2)	33 (20–47)	39 (25–55)

TB case notifications, 2016

Total cases notified	14 381
Total new and relapse	14 170
- % tested with rapid diagnostics at time of diagnosis	
- % with known HIV status	82%
- % pulmonary	75%
- % bacteriologically confirmed among pulmonary	61%

Universal health coverage and social protection

TB treatment coverage (notified/estimated incidence), 2016	37% (26–57)
TB patients facing catastrophic total costs	
TB case fatality ratio (estimated mortality/estimated incidence), 2016	0.3 (0.14–0.48)

TB/HIV care in new and relapse TB patients, 2016

	Number	(%)
Patients with known HIV-status who are HIV-positive	176	2%
- on antiretroviral therapy	105	60%

Drug-resistant TB care, 2016	New cases	Previously treated cases	Total number***
Estimated MDR/RR-TB cases among notified pulmonary TB cases			1 200 (890–1 600)
Estimated % of TB cases with MDR/RR-TB	8.7% (5.9–11)	47% (23–71)	
% notified tested for rifampicin resistance	<1%	106%	794
MDR/RR-TB cases tested for resistance to second-line drugs			26
Laboratory-confirmed cases		MDR/RR-TB: 243, XDR-TB: 0	
Patients started on treatment ****		MDR/RR-TB: 243, XDR-TB: 0	

Treatment success rate and cohort size	Success	Cohort
New and relapse cases registered in 2015	84%	13 982
Previously treated cases, excluding relapse, registered in 2015	57%	221
HIV-positive TB cases registered in 2015		
MDR/RR-TB cases started on second-line treatment in 2014	76%	76
XDR-TB cases started on second-line treatment in 2014		0

TB preventive treatment, 2016

% of HIV-positive people (newly enrolled in care) on preventive treatment	21%
% of children (aged < 5) household contacts of bacteriologically-confirmed TB cases on preventive treatment	

TB financing, 2017

National TB budget (US\$ millions)	15
Funding source: 0% domestic, 100% international, 0% unfunded	

\* Ranges represent uncertainty intervals

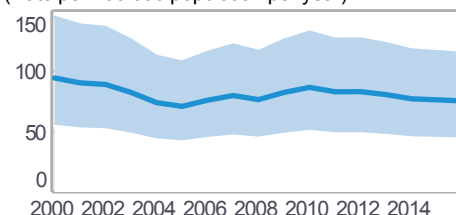
\*\* MDR is TB resistant to rifampicin and isoniazid; RR is TB resistant to rifampicin

\*\*\* Includes cases with unknown previous TB treatment history

\*\*\*\* Includes patients diagnosed before 2016 and patients who were not laboratory-confirmed

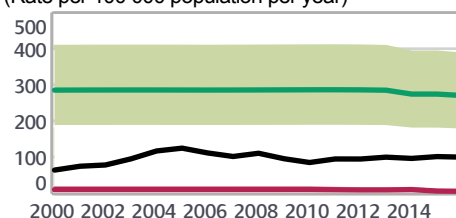
## Tuberculosis profile

(Rate per 100 000 population per year)



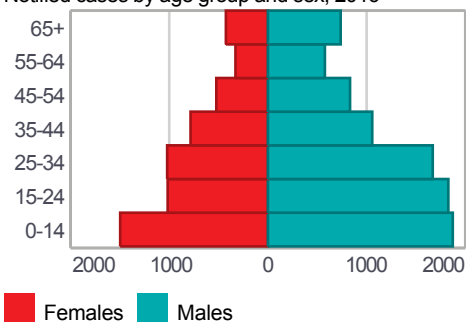
— Mortality (excludes HIV+TB)

(Rate per 100 000 population per year)



— Incidence  
— Notified (new and relapse)  
— Incidence (HIV+TB only)

Notified cases by age group and sex, 2016

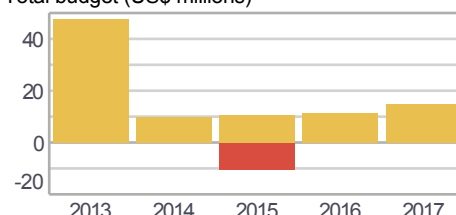


Treatment success rate (%)



— New and relapse  
— Retreatment, excluding relapse  
— HIV-positive — MDR/RR-TB — XDR-TB

Total budget (US\$ millions)



— Unfunded  
— Funded internationally  
— Funded domestically