

# Slovakia

## Tuberculosis profile

Population 2015

5.4 million

Estimates of TB burden*, 2015	Number (thousands)	Rate (per 100 000 population)
Mortality (excludes HIV+TB)	0.032 (0.031–0.032)	0.59 (0.58–0.59)
Mortality (HIV+TB only)	<0.01 (<0.01–<0.01)	0 (0–0)
Incidence (includes HIV+TB)	0.35 (0.3–0.41)	6.5 (5.6–7.5)
Incidence (HIV+TB only)	0 (0–0)	0.01 (0–0.01)
Incidence (MDR/RR-TB)**	<0.01 (<0.01–<0.01)	0.02 (0.01–0.04)

Estimated TB incidence by age and sex (thousands)\*, 2015

	0-14 years	> 14 years	Total
Females	0.015 (0.01–0.019)	0.13 (0.091–0.16)	0.14 (0.1–0.18)
Males	<0.01 (<0.01–0.012)	0.2 (0.16–0.25)	0.21 (0.16–0.26)
Total	0.024 (0.017–0.03)	0.33 (0.3–0.36)	0.35 (0.3–0.41)

TB case notifications, 2015

Total cases notified	317
Total new and relapse	308
- % tested with rapid diagnostics at time of diagnosis	22%
- % with known HIV status	
- % pulmonary	83%
- % bacteriologically confirmed among pulmonary	66%

Universal health coverage and social protection

TB treatment coverage (notified/estimated incidence), 2015	87% (75–100)
TB patients facing catastrophic total costs	
TB case fatality ratio (estimated mortality/estimated incidence), 2015	0.09 (0.08–0.1)

TB/HIV care in new and relapse TB patients, 2015

	Number	(%)
Patients with known HIV-status who are HIV-positive	0	
- on antiretroviral therapy	0	

Drug-resistant TB care, 2015	New cases	Previously treated cases	Total number***
Estimated MDR/RR-TB cases among notified pulmonary TB cases			1 (0–3)
Estimated % of TB cases with MDR/RR-TB	0% (0–2.6)	3.7% (0.09–19)	
% notified tested for rifampicin resistance	<1%	15%	7
MDR/RR-TB cases tested for resistance to second-line drugs			7
Laboratory-confirmed cases		MDR/RR-TB: 7, XDR-TB: 1	
Patients started on treatment ****		MDR/RR-TB: 2, XDR-TB: 1	

Treatment success rate and cohort size	Success	Cohort
New and relapse cases registered in 2014	88%	318
Previously treated cases, excluding relapse, registered in 2014	71%	14
HIV-positive TB cases, all types, registered in 2014		0
MDR/RR-TB cases started on second-line treatment in 2013	0%	2
XDR-TB cases started on second-line treatment in 2013		0

TB preventive treatment, 2015

% of HIV-positive people (newly enrolled in care) on preventive treatment	
% of children (aged < 5) household contacts of bacteriologically-confirmed TB cases on preventive treatment	100% (100–100)

TB financing, 2016

National TB budget (US\$ millions)	<1
------------------------------------	----

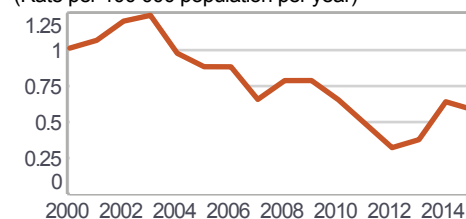
\* Ranges represent uncertainty intervals

\*\* MDR is TB resistant to rifampicin and isoniazid; RR is TB resistant to rifampicin

\*\*\* Includes cases with unknown previous TB treatment history

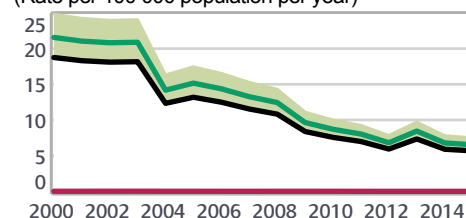
\*\*\*\* Includes patients diagnosed before 2015 and patients who were not laboratory-confirmed

(Rate per 100 000 population per year)



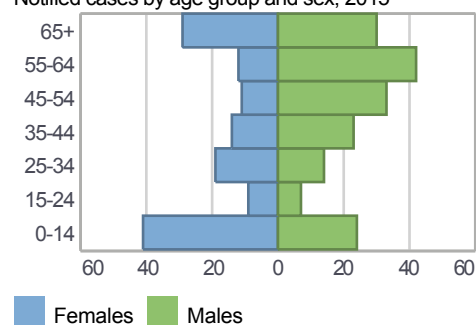
— Mortality (excludes HIV+TB)

(Rate per 100 000 population per year)

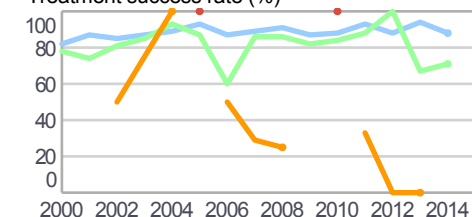


— Incidence  
— Notified (new and relapse)  
— Incidence (HIV+TB only)

Notified cases by age group and sex, 2015



Treatment success rate (%)



— New and relapse  
— Retreatment, excluding relapse  
— HIV-positive — MDR/RR-TB — XDR-TB