

Sudan

Tuberculosis profile

Population 2015

40 million

Estimates of TB burden*, 2015	Number (thousands)	Rate (per 100 000 population)
Mortality (excludes HIV+TB)	7.3 (3.8–12)	18 (9.5–30)
Mortality (HIV+TB only)	0.64 (0.52–0.76)	1.6 (1.3–1.9)
Incidence (includes HIV+TB)	35 (21–53)	88 (52–133)
Incidence (HIV+TB only)	1.6 (0.84–2.6)	4 (2.1–6.5)
Incidence (MDR/RR-TB)**	1.6 (0.089–3)	4 (0.22–7.5)

Estimated TB incidence by age and sex (thousands)*, 2015

	0-14 years	> 14 years	Total
Females	1.9 (0.56–3.2)	8.8 (0.47–17)	11 (1–20)
Males	2.5 (1.5–3.5)	22 (14–30)	25 (16–33)
Total	4.4 (2.8–5.9)	31 (22–40)	35 (21–53)

TB case notifications, 2015

Total cases notified	20 006
Total new and relapse	18 800
- % tested with rapid diagnostics at time of diagnosis	
- % with known HIV status	43%
- % pulmonary	76%
- % bacteriologically confirmed among pulmonary	46%

Universal health coverage and social protection

TB treatment coverage (notified/estimated incidence), 2015	53% (35–89)
TB patients facing catastrophic total costs	
TB case fatality ratio (estimated mortality/estimated incidence), 2015	0.24 (0.11–0.45)

TB/HIV care in new and relapse TB patients, 2015

	Number	(%)
Patients with known HIV-status who are HIV-positive	284	4%
- on antiretroviral therapy	152	54%

Drug-resistant TB care, 2015	New cases	Previously treated cases	Total number***
Estimated MDR/RR-TB cases among notified pulmonary TB cases			780 (140–1 400)
Estimated % of TB cases with MDR/RR-TB	2.8% (0.1–6.7)	21% (2.2–39)	
% notified tested for rifampicin resistance	<1%	8%	398
MDR/RR-TB cases tested for resistance to second-line drugs			
Laboratory-confirmed cases		MDR/RR-TB: 152, XDR-TB: 2	
Patients started on treatment ****		MDR/RR-TB: 77, XDR-TB: 0	

Treatment success rate and cohort size	Success	Cohort
New and relapse cases registered in 2014	82%	5 769
Previously treated cases, excluding relapse, registered in 2014		
HIV-positive TB cases, all types, registered in 2014		
MDR/RR-TB cases started on second-line treatment in 2013	64%	73
XDR-TB cases started on second-line treatment in 2013	0%	2

TB preventive treatment, 2015

% of HIV-positive people (newly enrolled in care) on preventive treatment	
% of children (aged < 5) household contacts of bacteriologically-confirmed TB cases on preventive treatment	

TB financing, 2016

National TB budget (US\$ millions)	17
Funding source: 19% domestic, 40% international, 41% unfunded	

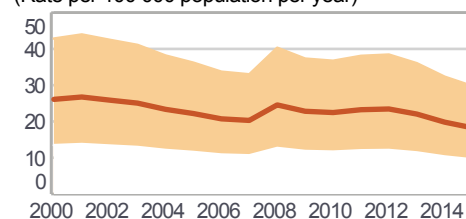
* Ranges represent uncertainty intervals

** MDR is TB resistant to rifampicin and isoniazid; RR is TB resistant to rifampicin

*** Includes cases with unknown previous TB treatment history

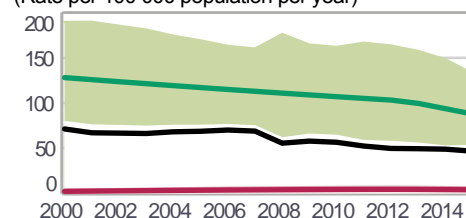
**** Includes patients diagnosed before 2015 and patients who were not laboratory-confirmed

(Rate per 100 000 population per year)



Mortality (excludes HIV+TB)

(Rate per 100 000 population per year)

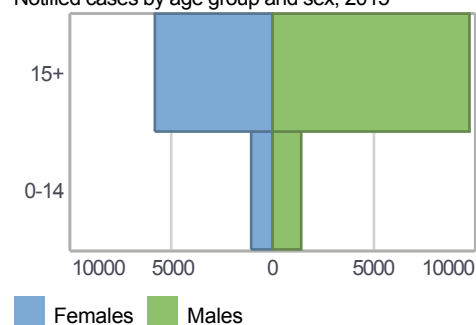


Incidence

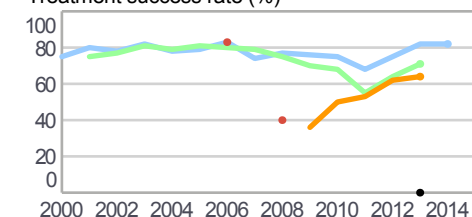
Notified (new and relapse)

Incidence (HIV+TB only)

Notified cases by age group and sex, 2015



Treatment success rate (%)



New and relapse

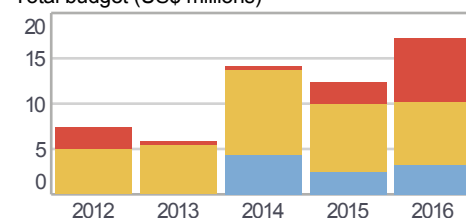
Retreatment, excluding relapse

HIV-positive

MDR/RR-TB

XDR-TB

Total budget (US\$ millions)



Unfunded

Funded internationally

Funded domestically