

Colombia

Population 2015

48 million

Estimates of TB burden*, 2015	Number (thousands)	Rate (per 100 000 population)
Mortality (excludes HIV+TB)	1 (0.99–1)	2.1 (2.1–2.1)
Mortality (HIV+TB only)	0.42 (0.13–0.88)	0.87 (0.26–1.8)
Incidence (includes HIV+TB)	15 (11–19)	31 (24–39)
Incidence (HIV+TB only)	2.1 (1.6–2.7)	4.4 (3.3–5.5)
Incidence (MDR/RR-TB)**	0.56 (0.38–0.73)	1.2 (0.79–1.5)

Estimated TB incidence by age and sex (thousands)*, 2015

	0-14 years	> 14 years	Total
Females	0.73 (0.42–1)	4.9 (2.8–7)	5.6 (3.2–8)
Males	0.58 (0.37–0.79)	8.7 (6.5–11)	9.3 (6.9–12)
Total	1.3 (0.91–1.7)	14 (12–16)	15 (11–19)

TB case notifications, 2015

Total cases notified	12 749
Total new and relapse	11 895
- % tested with rapid diagnostics at time of diagnosis	3%
- % with known HIV status	93%
- % pulmonary	81%
- % bacteriologically confirmed among pulmonary	79%

Universal health coverage and social protection

TB treatment coverage (notified/estimated incidence), 2015	80% (64–100)
TB patients facing catastrophic total costs	
TB case fatality ratio (estimated mortality/estimated incidence), 2015	0.1 (0.07–0.14)

TB/HIV care in new and relapse TB patients, 2015

	Number	(%)
Patients with known HIV-status who are HIV-positive	1 587	14%
- on antiretroviral therapy	961	61%

Drug-resistant TB care, 2015	New cases	Previously treated cases	Total number***
Estimated MDR/RR-TB cases among notified pulmonary TB cases			400 (300–510)
Estimated % of TB cases with MDR/RR-TB	2.4% (1.4–3.4)	14% (11–18)	
% notified tested for rifampicin resistance	39%	64%	6 953
MDR/RR-TB cases tested for resistance to second-line drugs			141
Laboratory-confirmed cases		MDR/RR-TB: 194, XDR-TB: 2	
Patients started on treatment ****		MDR/RR-TB: 150, XDR-TB: 1	

Treatment success rate and cohort size	Success	Cohort
New and relapse cases registered in 2014	76%	11 631
Previously treated cases, excluding relapse, registered in 2014	43%	684
HIV-positive TB cases, all types, registered in 2014	54%	1 481
MDR/RR-TB cases started on second-line treatment in 2013	62%	148
XDR-TB cases started on second-line treatment in 2013	25%	4

TB preventive treatment, 2015

% of HIV-positive people (newly enrolled in care) on preventive treatment	1%
% of children (aged < 5) household contacts of bacteriologically-confirmed TB cases on preventive treatment	100% (100–100)

TB financing, 2016

National TB budget (US\$ millions)	12
Funding source: 55% domestic, 12% international, 33% unfunded	

* Ranges represent uncertainty intervals

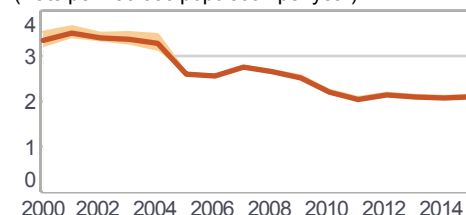
** MDR is TB resistant to rifampicin and isoniazid; RR is TB resistant to rifampicin

*** Includes cases with unknown previous TB treatment history

**** Includes patients diagnosed before 2015 and patients who were not laboratory-confirmed

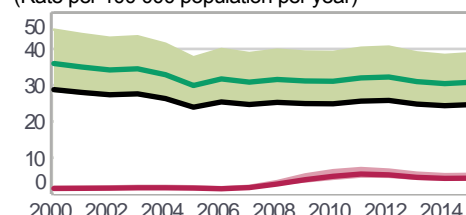
Tuberculosis profile

(Rate per 100 000 population per year)



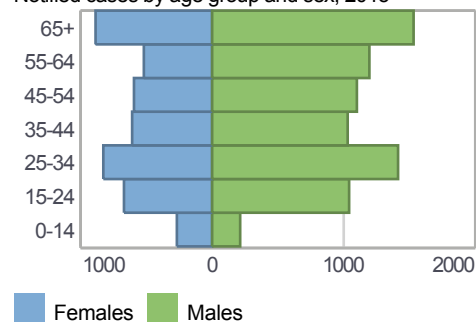
— Mortality (excludes HIV+TB)

(Rate per 100 000 population per year)

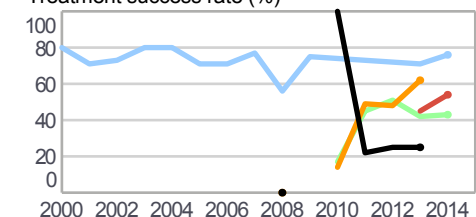


— Incidence
— Notified (new and relapse)
— Incidence (HIV+TB only)

Notified cases by age group and sex, 2015

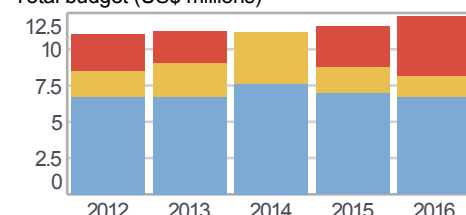


Treatment success rate (%)



— New and relapse
— Retreatment, excluding relapse
— HIV-positive — MDR/RR-TB — XDR-TB

Total budget (US\$ millions)



— Unfunded
— Funded internationally
— Funded domestically