

# Brunei Darussalam

## Tuberculosis profile

Population 2015

<1 million

Estimates of TB burden*, 2015	Number (thousands)	Rate (per 100 000 population)
Mortality (excludes HIV+TB)	0.023 (0.021–0.025)	5.3 (4.9–5.8)
Mortality (HIV+TB only)	0 (–)	0 (–)
Incidence (includes HIV+TB)	0.24 (0.21–0.28)	58 (49–66)
Incidence (HIV+TB only)	<0.01 (<0.01–<0.01)	0.15 (0.13–0.18)
Incidence (MDR/RR-TB)**	0 (0–0)	0 (0–0)

Estimated TB incidence by age and sex (thousands)*, 2015			
	0-14 years	> 14 years	Total
Females	<0.01 (<0.01–<0.01)	0.097 (0.073–0.12)	0.098 (0.074–0.12)
Males	0 (0–0)	0.15 (0.11–0.18)	0.15 (0.11–0.18)
Total	<0.01 (<0.01–<0.01)	0.24 (0.22–0.26)	0.24 (0.21–0.28)

TB case notifications, 2015	
Total cases notified	212
Total new and relapse	212
- % tested with rapid diagnostics at time of diagnosis	
- % with known HIV status	100%
- % pulmonary	83%
- % bacteriologically confirmed among pulmonary	96%

Universal health coverage and social protection	
TB treatment coverage (notified/estimated incidence), 2015	87% (75–100)
TB patients facing catastrophic total costs	
TB case fatality ratio (estimated mortality/estimated incidence), 2015	0.09 (0.08–0.11)

TB/HIV care in new and relapse TB patients, 2015		
	Number	(%)
Patients with known HIV-status who are HIV-positive	1	<1%
- on antiretroviral therapy	1	100%

Drug-resistant TB care, 2015			
	New cases	Previously treated cases	Total number***
Estimated MDR/RR-TB cases among notified pulmonary TB cases			0 (0–0)
Estimated % of TB cases with MDR/RR-TB	0% (0–2.3)	0% (0–37)	
% notified tested for rifampicin resistance	79%	100%	170
MDR/RR-TB cases tested for resistance to second-line drugs			0
Laboratory-confirmed cases		MDR/RR-TB: 0, XDR-TB: 0	
Patients started on treatment ****		MDR/RR-TB: 0, XDR-TB: 0	

Treatment success rate and cohort size		
	Success	Cohort
New and relapse cases registered in 2014	65%	198
Previously treated cases, excluding relapse, registered in 2014		0
HIV-positive TB cases, all types, registered in 2014		0
MDR/RR-TB cases started on second-line treatment in 2013	0%	1
XDR-TB cases started on second-line treatment in 2013		0

TB preventive treatment, 2015	
% of HIV-positive people (newly enrolled in care) on preventive treatment	
% of children (aged < 5) household contacts of bacteriologically-confirmed TB cases on preventive treatment	0% (0–0)

TB financing, 2016	
National TB budget (US\$ millions)	

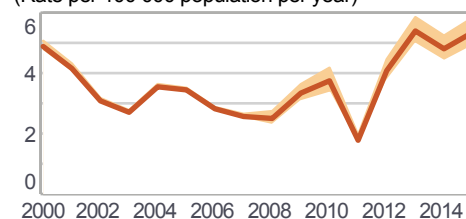
\* Ranges represent uncertainty intervals

\*\* MDR is TB resistant to rifampicin and isoniazid; RR is TB resistant to rifampicin

\*\*\* Includes cases with unknown previous TB treatment history

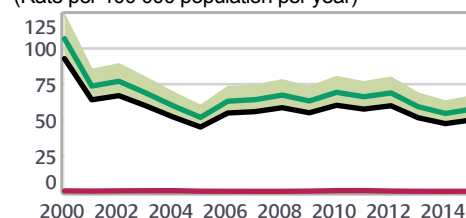
\*\*\*\* Includes patients diagnosed before 2015 and patients who were not laboratory-confirmed

(Rate per 100 000 population per year)



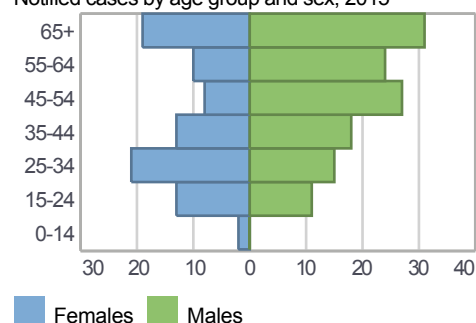
— Mortality (excludes HIV+TB)

(Rate per 100 000 population per year)



— Incidence  
— Notified (new and relapse)  
— Incidence (HIV+TB only)

Notified cases by age group and sex, 2015




Treatment success rate (%)



— New and relapse  
— Retreatment, excluding relapse  
— HIV-positive — MDR/RR-TB — XDR-TB

Total budget (US\$ millions)



— Unfunded  
— Funded internationally  
— Funded domestically