

# Philippines

Population 2017

105 million

Estimates of TB burden*, 2017	Number (thousands)	Rate (per 100 000 population)
Mortality (excludes HIV+TB)	26 (23–31)	25 (22–29)
Mortality (HIV+TB only)	0.38 (0–3.3)	0.36 (0–3.1)
Incidence (includes HIV+TB)	581 (326–909)	554 (311–866)
Incidence (HIV+TB only)	7 (2.9–13)	6.6 (2.8–12)
Incidence (MDR/RR-TB)**	27 (12–47)	26 (12–45)

Estimated TB incidence by age and sex (thousands)*, 2017			
	0-14 years	> 14 years	Total
Females	34 (9.2–59)	139 (38–241)	173 (59–287)
Males	37 (10–65)	371 (100–641)	408 (140–676)
Total	71 (31–112)	510 (222–798)	581 (326–909)

TB case notifications, 2017	
Total cases notified	328 773
Total new and relapse	317 266
- % tested with rapid diagnostics at time of diagnosis	26%
- % with known HIV status	24%
- % pulmonary	98%
- % bacteriologically confirmed among pulmonary	39%

Universal health coverage and social protection	
TB treatment coverage (notified/estimated incidence), 2017	55% (35–97)
TB patients facing catastrophic total costs, 2017	35% (33–37)
TB case fatality ratio (estimated mortality/estimated incidence), 2017	0.05 (0.03–0.08)

TB/HIV care in new and relapse TB patients, 2017		
	Number	(%)
Patients with known HIV-status who are HIV-positive	1 335	2%
- on antiretroviral therapy	1 185	89%

Drug-resistant TB care, 2017			
	New cases	Previously treated cases	Total number***
Estimated MDR/RR-TB cases among notified pulmonary TB cases			20 000 (18 000–22 000)
Estimated % of TB cases with MDR/RR-TB	2.6% (1.9–3.4)	28% (27–28)	
% notified tested for rifampicin resistance	19%	83%	93 058
MDR/RR-TB cases tested for resistance to second-line drugs			2 401
Laboratory-confirmed cases		MDR/RR-TB: 6 438, XDR-TB: 15	
Patients started on treatment ****		MDR/RR-TB: 5 623, XDR-TB: 16	

Treatment success rate and cohort size		
	Success	Cohort
New and relapse cases registered in 2016	91%	332 308
Previously treated cases, excluding relapse, registered in 2016	80%	10 097
HIV-positive TB cases registered in 2016	82%	989
MDR/RR-TB cases started on second-line treatment in 2015	54%	3 851
XDR-TB cases started on second-line treatment in 2015	33%	9

TB preventive treatment, 2017	
% of HIV-positive people (newly enrolled in care) on preventive treatment	57%
% of children (aged < 5) household contacts of bacteriologically-confirmed TB cases on preventive treatment	12% (11–13)

TB financing, 2018	
National TB budget (US\$ millions)	160
Funding source: 37% domestic, 21% international, 42% unfunded	

\* Ranges represent uncertainty intervals

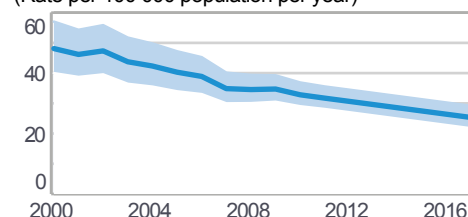
\*\* MDR is TB resistant to rifampicin and isoniazid; RR is TB resistant to rifampicin

\*\*\* Includes cases with unknown previous TB treatment history

\*\*\*\* Includes patients diagnosed before 2017 and patients who were not laboratory-confirmed

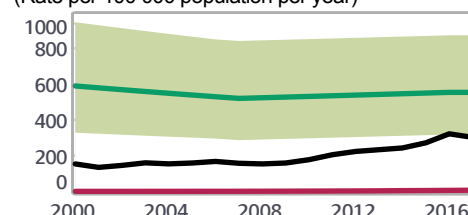
## Tuberculosis profile

(Rate per 100 000 population per year)



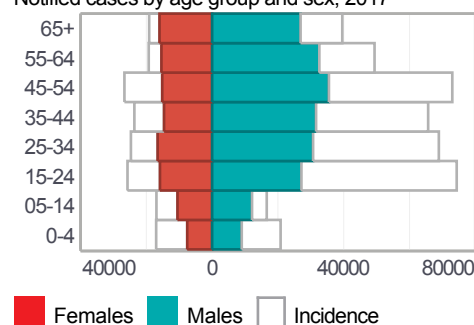
— Mortality (excludes HIV+TB)

(Rate per 100 000 population per year)

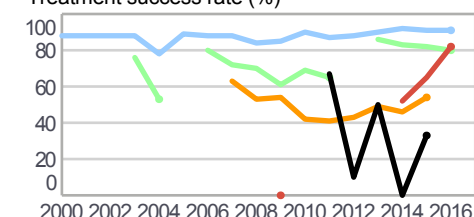


— Incidence  
— Notified (new and relapse)  
— Incidence (HIV+TB only)

Notified cases by age group and sex, 2017

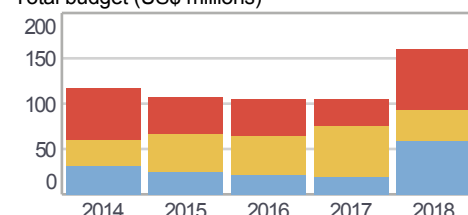


Treatment success rate (%)



— New and relapse  
— Retreatment, excluding relapse  
— HIV-positive — MDR/RR-TB — XDR-TB

Total budget (US\$ millions)



— Unfunded  
— Funded internationally  
— Funded domestically