

Austria

Population 2015

8.5 million

Estimates of TB burden*, 2015	Number (thousands)	Rate (per 100 000 population)
Mortality (excludes HIV+TB)	0.078 (0.077–0.079)	0.91 (0.9–0.92)
Mortality (HIV+TB only)	<0.01 (0–0.01)	0.02 (0–0.12)
Incidence (includes HIV+TB)	0.65 (0.56–0.75)	7.6 (6.5–8.8)
Incidence (HIV+TB only)	0.016 (0.012–0.02)	0.19 (0.14–0.23)
Incidence (MDR/RR-TB)**	0.02 (<0.01–0.032)	0.23 (0.09–0.37)

Estimated TB incidence by age and sex (thousands)*, 2015

	0-14 years	> 14 years	Total
Females	0.03 (0.023–0.037)	0.2 (0.13–0.27)	0.23 (0.16–0.31)
Males	0.011 (<0.01–0.014)	0.41 (0.32–0.49)	0.42 (0.33–0.51)
Total	0.041 (0.03–0.052)	0.61 (0.56–0.66)	0.65 (0.56–0.75)

TB case notifications, 2015

Total cases notified	583
Total new and relapse	564
- % tested with rapid diagnostics at time of diagnosis	53%
- % with known HIV status	
- % pulmonary	78%
- % bacteriologically confirmed among pulmonary	87%

Universal health coverage and social protection

TB treatment coverage (notified/estimated incidence), 2015	87% (75–100)
TB patients facing catastrophic total costs	
TB case fatality ratio (estimated mortality/estimated incidence), 2015	0.12 (0.1–0.15)

TB/HIV care in new and relapse TB patients, 2015

	Number	(%)
Patients with known HIV-status who are HIV-positive		
- on antiretroviral therapy		

Drug-resistant TB care, 2015	New cases	Previously treated cases	Total number***
Estimated MDR/RR-TB cases among notified pulmonary TB cases			14 (5–24)
Estimated % of TB cases with MDR/RR-TB	2.3% (0.84–4.9)	17% (2.1–48)	
% notified tested for rifampicin resistance	61%	42%	436
MDR/RR-TB cases tested for resistance to second-line drugs			10
Laboratory-confirmed cases		MDR/RR-TB: 13, XDR-TB: 1	
Patients started on treatment ****		MDR/RR-TB: 13, XDR-TB: 1	

Treatment success rate and cohort size	Success	Cohort
New and relapse cases registered in 2014	74%	553
Previously treated cases, excluding relapse, registered in 2014	67%	12
HIV-positive TB cases, all types, registered in 2014		
MDR/RR-TB cases started on second-line treatment in 2013	77%	13
XDR-TB cases started on second-line treatment in 2013	67%	3

TB preventive treatment, 2015

% of HIV-positive people (newly enrolled in care) on preventive treatment
% of children (aged < 5) household contacts of bacteriologically-confirmed TB cases on preventive treatment

TB financing, 2016

National TB budget (US\$ millions)

* Ranges represent uncertainty intervals

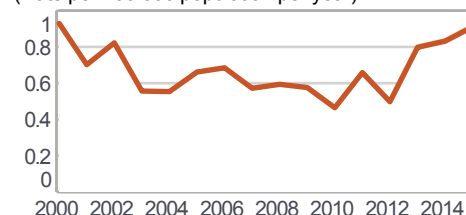
** MDR is TB resistant to rifampicin and isoniazid; RR is TB resistant to rifampicin

*** Includes cases with unknown previous TB treatment history

**** Includes patients diagnosed before 2015 and patients who were not laboratory-confirmed

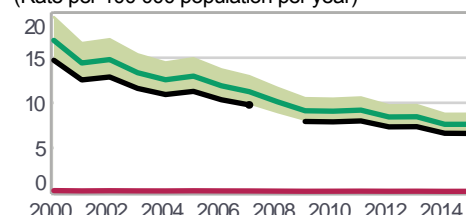
Tuberculosis profile

(Rate per 100 000 population per year)



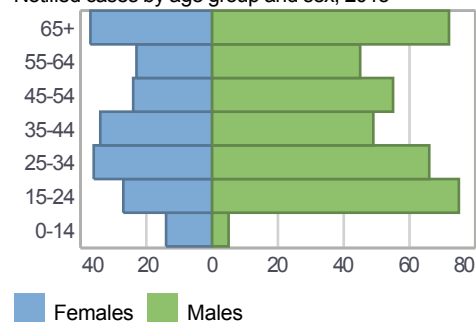
— Mortality (excludes HIV+TB)

(Rate per 100 000 population per year)

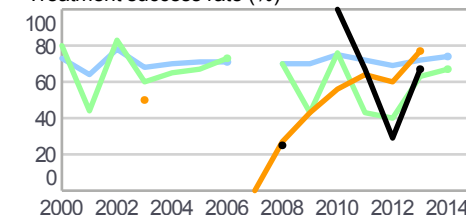


— Incidence
— Notified (new and relapse)
— Incidence (HIV+TB only)

Notified cases by age group and sex, 2015



Treatment success rate (%)



— New and relapse
— Retreatment, excluding relapse
— HIV-positive — MDR/RR-TB — XDR-TB