

India

Population 2018

1 353 million

Estimates of TB burden ^o , 2018	Number (thousands)	Rate (per 100 000 population)
Total TB incidence	2 690 (1 840–3 700)	199 (136–273)
HIV-positive TB incidence	92 (63–126)	6.8 (4.6–9.3)
MDR/RR-TB incidence ^{oo}	130 (77–198)	9.6 (5.7–15)
HIV-negative TB mortality	440 (410–470)	32 (30–35)
HIV-positive TB mortality	9.7 (5.7–15)	0.72 (0.42–1.1)

Estimated proportion of TB cases with MDR/RR-TB, 2018

New cases	2.8% (2.3–3.5)
Previously treated cases	14% (14–14)

TB case notifications, 2018

Total new and relapse	1 994 000
- % tested with rapid diagnostics at time of diagnosis	50%
- % with known HIV status	72%
- % pulmonary	82%
- % bacteriologically confirmed ^{ooo}	57%
- % children aged 0-14 years	6%
- % women	34%
- % men	60%
Total cases notified	2 155 894

Universal health coverage and social protection

TB treatment coverage (notified/estimated incidence), 2018	74% (54–110)
TB patients facing catastrophic total costs	
TB case fatality ratio (estimated mortality/estimated incidence), 2018	17% (12–24)

TB/HIV care in new and relapse TB patients, 2018

	Number	(%)
Patients with known HIV status who are HIV-positive	49 047	3%
- on antiretroviral therapy	44 080	90%

Drug-resistant TB care, 2018

% of bacteriologically confirmed TB cases tested for rifampicin resistance ^{ooo}	
- New cases	46%
- Previously treated cases	91%
Laboratory-confirmed cases*	MDR/RR-TB: 58 347, XDR-TB: 3 400
Patients started on treatment**	MDR/RR-TB: 46 569, XDR-TB: 2 724
MDR/RR-TB cases tested for resistance to second-line drugs	38 236

Treatment success rate and cohort size

	Success	Cohort
New and relapse cases registered in 2017	81%	1 568 392
Previously treated cases, excluding relapse, registered in 2017	56%	146 982
HIV-positive TB cases registered in 2017	71%	31 213
MDR/RR-TB cases started on second-line treatment in 2016	48%	33 197
XDR-TB cases started on second-line treatment in 2016	30%	2 464

TB preventive treatment, 2018

% of HIV-positive people (newly enrolled in care) on preventive treatment	17%
% of children (aged < 5) household contacts of bacteriologically-confirmed TB cases on preventive treatment	26% (24–28)

TB financing, 2019

National TB budget (US\$ millions)	583
Funding source: 77% domestic, 23% international, 0% unfunded	

^o Ranges represent uncertainty intervals

^{oo} MDR is TB resistant to rifampicin and isoniazid; RR is TB resistant to rifampicin

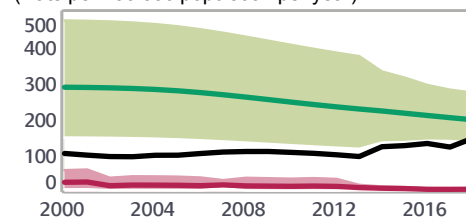
^{ooo} Calculated for pulmonary cases only

* Includes cases with unknown previous TB treatment history

** Includes patients diagnosed before 2018 and patients who were not laboratory-confirmed

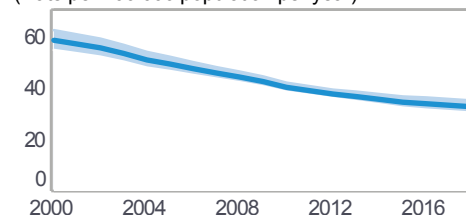
Tuberculosis profile

(Rate per 100 000 population per year)



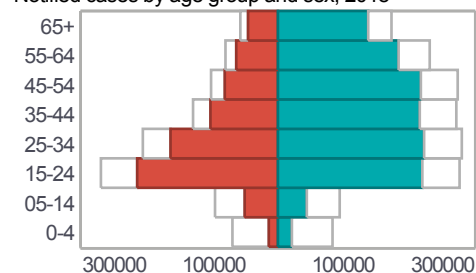
Legend:
■ Total TB incidence
■ New and relapse TB cases notified
■ HIV-positive TB incidence

(Rate per 100 000 population per year)



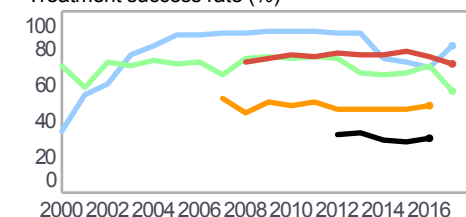
Legend:
■ HIV-negative TB mortality

Notified cases by age group and sex, 2018



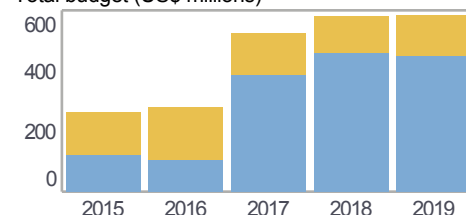
Legend:
■ Females ■ Males Incidence

Treatment success rate (%)



Legend:
■ New and relapse
■ Retreatment, excluding relapse
■ HIV-positive ■ MDR/RR-TB ■ XDR-TB

Total budget (US\$ millions)



Legend:
■ Unfunded
■ Funded internationally
■ Funded domestically