

WHO Prequalification of In Vitro Diagnostics PUBLIC ASSESSMENT REPORT

Product: First Response Malaria Antigen *P. falciparum* (HRP2) Card Test WHO reference number: PQDx 0283-010-00

First Response Malaria Antigen *P. falciparum* (HRP2) Card Test with product codes PI13FRC10s, PI13FRC25s, PI13FRC25, PI13FRC30, PI13FRC05, and PI13FRC10 manufactured by Premier Medical Corporation Private Limited, Rest-of-World regulatory version, was accepted for the WHO list of prequalified in vitro diagnostics and was listed on 04 December 2018.

Summary of the WHO prequalification assessment for the First Response Malaria Antigen *P. Falciparum* (HRP2) Card Test

	Date	Outcome
Prequalification listing	04 December 2018	listed
Dossier assessment	28 September 2018	MR
Product performance evaluation	2015	MR

MR: Meets Requirements

Report amendments and/or product changes.

This public report has since been amended. Amendments may have arisen because of changes to the prequalified product for which WHO has been notified and has undertaken a review. Amendments to the report are summarized in the following table, and details of each amendment are provided below.

Version	Summary of amendments and change request reference where applicable.	Date of report amendment
2.0	The introduction of new suppliers for Alcohol Swab and Twist Lancet resulted in the change of labels.	7 March 2025
3.0	<ol style="list-style-type: none"> 1. Change in the regulatory certification and labelling of the supplier for sterile lancet "Shandong Lianfa Medical Plastic Products Co., Ltd." 2. Change in the label of the alcohol swab supplied by Medtronic Enterprises Co., Limited. 3. Additional pack sizes 05 and 10 tests/pack for Malaria 	10 September 2025
4.0	Changes to the assay buffer bottle supplied with the IVD for the First Response product line. There are no changes to the assay buffer itself (PQC-IVD-2025-0015).	9 January 2026

Intended use

According to the claim from the manufacturer for product “*First Response Malaria Antigen P. falciparum (HRP2) Card Test is intended to be performed by trained users (in either laboratory and point of care settings) as qualitative screening in vitro diagnostic test for detection of P. falciparum specific HRP2 antigens. The test is intended for use with human whole blood specimens (capillary or venous blood). Venous blood with the anti-coagulants heparin, EDTA, or sodium citrate does not affect the test results. This kit is not intended to be used for screening of blood donors. The test is not automated and does not require any additional instrument*”.

Test kit contents

Description	Configuration	
Each single test pack contains: <ul style="list-style-type: none"> • 1 × Test device & desiccant • 1 × Specimen Transfer device • 1 × Alcohol swab • 1 × Sterile lancet • 1 × Buffer vial • 1 × Instructions for use 	10 × single test (product code PI13FRC10s)	1 × Master Instructions for Use
	25 × single test (product code PI13FRC25s)	1 × Master Instructions for Use
<ul style="list-style-type: none"> • Test device with desiccant • Specimen Transfer device • Buffer Bottle • Sterile Lancet • Alcohol swabs • Instructions for use 	25 × Bulk test (product code PI13FRC25)	n/a
	30 × Bulk test (product code PI13FRC30)	n/a
	5 × Bulk test (product code PI13FRC05)	n/a
	10 × Bulk test (product code PI13FRC10)	n/a

Items required but not provided:

- New pair of disposable gloves
- Permanent marker pen
- Timer
- Extra lancets and alcohol swabs if needed
- Sharps box
- Non-sharps disposal container
- Venipuncture blood collection materials and precision pipette plus tip (if whole blood is collected by venipuncture)
- Biohazardous waste container

Storage

The test kit must be stored between 1 to 40 °C.

Shelf-life upon manufacture¹

24 months.

Dossier assessment

Premier Medical Corporation Private Limited submitted a product dossier for First Response Malaria Antigen *P. falciparum* (HRP2) Card Test as per the “*Instructions for compilation of a product dossier*” (PQDx_018 v1). The information (data and documentation) submitted in the product dossier was reviewed by WHO staff and external technical experts (assessors) appointed by WHO.

The manufacturer's responses to the nonconformities found during dossier screening and assessment findings were accepted on 28 September 2018.

Based on the screening and assessment findings, the product dossier for the First Response Malaria Antigen *P. falciparum* (HRP2) Card Test meets WHO prequalification requirements.

Manufacturing site inspection

The inspection of the manufacturing site(s) was conducted to assess whether the manufacturer's quality management system (QMS) and manufacturing practices are in alignment with:

- (i) applicable international standards, such as ISO 13485 (Medical devices – Quality management systems – Requirements for regulatory purposes);
- (ii) the manufacturer's own documented procedures and quality requirements; and
- (iii) other relevant international standards and guidelines applicable to in vitro diagnostic (IVD) medical devices. The WHO's Public Inspection Reports are accessible at:

<https://extranet.who.int/pqweb/vitro-diagnostics/who-public-inspection-reports>

¹ The assigned device shelf-life is based on stability data generated from the date of manufacture. The finished goods shelf-life, calculated from the date of packaging completion, may be shorter depending on the time elapsed between manufacture and final packaging of the device.

Product performance evaluation

The sixth round of WHO product testing of RDTs for malaria antigen detection was completed in 2015. The product was evaluated against a *Plasmodium falciparum* cultured line panel, a *P. falciparum* wild-type parasite panel, a *P. vivax* wild-type parasite panel and a *Plasmodium spp.* negative panel. Thermal stability was assessed after 2 months of storage at elevated temperature and humidity, and a descriptive ease of use assessment was recorded.

Based on the demonstrated *P. falciparum* panel detection score (91.0% at 200 parasites/ μ l), false-positive rates (1.0% for clean negatives, 0.0% for *P. vivax* at 200 parasites/ μ l, 0.0% for *P. vivax* at 2000 to 5000 parasites/ μ l) and invalid rate (0.0%), First Response Malaria Antigen *P. falciparum* (HRP2) Card Test meets the current laboratory evaluation requirements for prequalification.

Summary performance characteristics	Panel detection score (%)		False positive rate (%)			Invalid rate (%)
	200 parasites/ μ l		200 parasites/ μ l		Clean negatives	
	Pf	Pv	Pf	Pv		
First Response Malaria Antigen <i>P. falciparum</i> (HRP2) Card Test	91.0	NA	NA	0.0	1.0	0.0

Labelling review

The labelling submitted for the First Response Malaria Antigen *P. falciparum* (HRP2) Card Test was reviewed by WHO staff and external technical experts appointed by WHO. The review evaluated the labelling for clarity and consistency with the information submitted in the product dossier, alignment with international guidance and standards, and suitability for the intended users and settings in WHO Member States, including low- and middle-income countries.

The table below provides traceability of the labelling documents reviewed during the assessment, including document titles, version numbers, approval dates, and control identifiers.

Controlled Labelling References

Document Type	Document Title	Version / Revision	Date Approved	Controlled Document No.
Outer box artwork	Carton – 10 Single Tests	AB	2024-10	FM-QA-40
	Carton – 25 Single Tests	AB	2022-10	FM-QA-40
	Carton – 25 Tests	AC	2020-11	FM-QA-40
	Carton – 30 Tests	AB	2024-10	FM-QA-40
	Carton – 5 Tests	AA	2025-01	FM-QA-40
	Carton – 10 Tests	AA	2025-01	FM-QA-40
Pouch / Device label	Aluminium Pouch	01	2024-08-23	FM-QA-40
Reagent bottle labels	Assay Buffer Bottle Label - DBS-026	01	2024-08-23	FM-QA-40
	Assay Buffer Bottle Label - DBS-039	01	2024-08-23	FM-QA-40
Accessory labeling (e.g., pipettes, buffer caps)	Alcohol Swab (Medtrue)	02	2025-11-25	FM-QA-40
	Alcohol Swab (Phoenix)	01	2024-08-23	FM-QA-40
	Sterile Twist Lancet – (LAN-007)	01	2024-08-23	FM-QA-40
	Sterile Twist Lancet – (LAN-008)	01	2024-08-23	FM-QA-40
	Sterile Twist Lancet – (LAN-012)	01	2024-08-23	FM-QA-40
	Sterile Twist Lancet – (LAN-013)	01	2024-08-23	FM-QA-40
	Specimen Transfer device - (25 Nos.) PMD-(IC-002)	02	2025-06-23	FM-QA-40
	Specimen Transfer device - (30 Nos.) PMD-(IC-003)	02	2025-06-23	FM-QA-40
	Specimen Transfer device - (5 Nos.) PMD	02	2025-06-23	FM-QA-40
	Specimen Transfer device - (10 Nos.) PMD	02	2025-06-23	FM-QA-40
	Specimen Transfer device - (25 Nos.) KPI-(IC-002)	01	2024-08-23	FM-QA-40




	Specimen Transfer device - (30 Nos.) KPI-(IC-003)	01	2024-08-23	FM-QA-40
	Specimen Transfer device - (5 Nos.) KPI	01	2025-01-02	FM-QA-40
	Specimen Transfer device - (10 Nos.) KPI	01	2025-01-02	FM-QA-40
Instructions for Use (IFU)	(S)PI13-INS-001	AD	2025-09-21	FM-QA-40
	(S)PI13-INS-002	AD	2025-09-21	FM-QA-40
	(S)PI13-INS-003	AD	2025-09-21	FM-QA-40

Labels

Carton - 10 Single Tests

For *in vitro* Diagnostic Use Only.








Malaria Antigen *P. falciparum* (HRP2) Card Test (Whole Blood)



REF P113FRC10s
10s Tests/kit



One Step Malaria Antigen *P. falciparum* (HRP2)



For Professional Use.



REF P113FRC10s
10s Tests/kit

One Step Malaria Antigen *P. falciparum* (HRP2)



Mfg. Lic. No.: MFG/MD/2018/000064

LOT :
W :
H :

Material Provided:

- 10 Single Test Pack
- Each single test pack contents: (Test device & desiccant, Specimen Transfer Device, Alcohol swab, Sterile lancet, Buffer Vial & Instructions for use.)
- Master Instruction for use : 1 No.

Rev.: AB, 2024-10



FIRST RESPONSE[®]

Malaria Antigen *P. falciparum* (HRP2) Card Test (Whole Blood)



Premier Medical Corporation Private Limited
A1 - 302, GIDC, Sarigam 396155. Dist. Valsad, Gujarat, INDIA
Customer support email : info@premiermedcorp.com
Tel.: +91 260 2780112/113, www.premiermedcorp.com



FIRST RESPONSE[®]

Malaria Antigen *P. falciparum* (HRP2) Card Test (Whole Blood)

Carton - 25 Single Tests

For *in vitro* Diagnostic Use Only.

Malaria Antigen *P. falciparum*
(HRP2) Card Test
(Whole Blood)



REF PI13FRC25s
Σ 25s Tests/kit

One Step Malaria Antigen *P. falciparum* (HRP2)



IVD



REF PI13FRC25s
Σ 25s Tests/kit

One Step Malaria Antigen *P. falciparum* (HRP2)



Mfg. Lic. No.: MFG/MD/2018/000064

LOT :

⏏ :

⌚ :

Material Provided:

- 25 Single Test Pack
- Each single test pack contents:
(Test device & desiccant, Specimen Transfer Device, Alcohol swab, Sterile lancet, Buffer Vial & Instructions for use.)
- Master Instructions for use : 1 No.

Rev.: AB, 2022-10



FIRST RESPONSE
Malaria Antigen *P. falciparum*
(HRP2) Card Test
(Whole Blood)

For Professional Use.



Premier Medical Corporation Private Limited
A1 - 302, GIDC, Sarigam 396155. Dist. Valsad, Gujarat, INDIA
Customer support email : info@premiermedcorp.com
Tel.: +91 260 2780112/113, www.premiermedcorp.com



FIRST RESPONSE
Malaria Antigen *P. falciparum*
(HRP2) Card Test
(Whole Blood)

Carton - 25 Tests

For *in vitro* Diagnostic Use Only.

Malaria Antigen *P. falciparum*
(HRP2) Card Test
(Whole Blood)



REF PI13FRC25
25 Tests/kit

One Step Malaria Antigen *P. falciparum* (HRP2)



IVD

NON STERILE



REF PI13FRC25
25 Tests/kit

One Step Malaria Antigen *P. falciparum* (HRP2)



Mfg. Lic. No.: MFG/MD/2018/000064



Contents:

- Individually pouched test devices with desiccant : 25 Nos.
- Specimen Transfer Device : 25 Nos.
- Sterile Lancets : 25 Nos.
- Alcohol Swabs : 25 Nos.
- Assay Buffer Bottle : 1 No.
- Instructions for use : 1 No.

Rev.: AC, 2020-11



FIRST RESPONSE
Malaria Antigen *P. falciparum*
(HRP2) Card Test
(Whole Blood)

For Professional Use.



Premier Medical Corporation Private Limited
A1 - 302, GIDC, Sarigam 396155. Dist. Valsad, Gujarat, INDIA
Customer support email : info@premiermedcorp.com
Tel.: +91 260 2780112/113, www.premiermedcorp.com



FIRST RESPONSE
Malaria Antigen *P. falciparum*
(HRP2) Card Test
(Whole Blood)

For *in vitro* Diagnostic Use Only.

Malaria Antigen *P. falciparum*
(HRP2) Card Test
(Whole Blood)



Carton - 30 Tests

REF PI13FRC30

30 Tests/kit

One Step Malaria Antigen *P. falciparum* (HRP2)



IVD



REF PI13FRC30

30 Tests/kit

One Step Malaria Antigen *P. falciparum* (HRP2)



Mfg. Lic. No.: MFG/MD/2018/000064



Contents:

- Individually pouched test devices with desiccant : 30 Nos.
- Specimen Transfer Device : 30 Nos.
- Sterile Lancets : 30 Nos.
- Alcohol Swabs : 30 Nos.
- Assay Buffer Bottle : 1 No.
- Instructions for use : 1 No.

Rev.: AB, 2024-10



Malaria Antigen *P. falciparum*
(HRP2) Card Test
(Whole Blood)

For Professional Use.



Premier Medical Corporation Private Limited
A1 - 302, GIDC, Sarigam 396155. Dist. Valsad, Gujarat, INDIA
Customer support email : info@premiermedcorp.com
Tel.: +91 260 2780112/113, www.premiermedcorp.com



Malaria Antigen *P. falciparum*
(HRP2) Card Test
(Whole Blood)

Carton - 5 Tests

	<p>For <i>in vitro</i> Diagnostic Use Only.</p> <p>Malaria Antigen <i>P. falciparum</i> (HRP2) Card Test (Whole Blood)</p> <p>FIRST RESPONSE</p>  		
<p>Mfg. Lic. No.: MFG/MD/2018/000064</p> <p>LOT :</p> <p> :</p> <p> :</p> <p>Contents:</p> <ul style="list-style-type: none">• Individually pouched test devices with desiccant : 05 Nos.• Specimen Transfer Device : 05 Nos.• Sterile Lancets : 05 Nos.• Alcohol Swabs : 05 Nos.• Assay Buffer Bottle : 01 No.• Instructions for use : 01 No. <p>Rev.: AA, 2025-01</p>	<p>REF P113FRC05 ▽ 05 Tests/kit</p> <p>One Step Malaria Antigen <i>P. falciparum</i> (HRP2)</p>  <p>FIRST RESPONSE</p> <p>Malaria Antigen <i>P. falciparum</i> (HRP2) Card Test (Whole Blood)</p> 	<p> IVD     </p> <p>For Professional Use.</p> <p> Premier Medical Corporation Private Limited A1 - 302, GIDC, Sarigam 396155, Dist. Valsad, Gujarat, INDIA Customer support email : info@premiermedcorp.com Tel.: +91 260 2780112/113, www.premiermedcorp.com</p>	<p>REF P113FRC05 ▽ 05 Tests/kit</p> <p>One Step Malaria Antigen <i>P. falciparum</i> (HRP2)</p>  <p>FIRST RESPONSE</p> <p>Malaria Antigen <i>P. falciparum</i> (HRP2) Card Test (Whole Blood)</p> 

Carton - 10 Tests

For *in vitro* Diagnostic Use Only.

Malaria Antigen *P. falciparum*
(HRP2) Card Test
(Whole Blood)

FIRST
RESPONSE



REF P113FRC10
10 Tests/Kit

One Step Malaria Antigen *P. falciparum* (HRP2)



IVD

NON
STERILE



REF P113FRC10
10 Tests/Kit

One Step Malaria Antigen *P. falciparum* (HRP2)



Mfg. Lic. No.: MFG/MD/2018/000064

LOT :
M :
X :

Contents:

- Individually pouched test devices with desiccant : 10 Nos.
- Specimen Transfer Device : 10 Nos.
- Sterile Lancets : 10 Nos.
- Alcohol Swabs : 10 Nos.
- Assay Buffer Bottle : 01 No.
- Instructions for use : 01 No.

Rev.: AA, 2025-01



FIRST
RESPONSE

Malaria Antigen *P. falciparum*
(HRP2) Card Test
(Whole Blood)

For Professional Use.



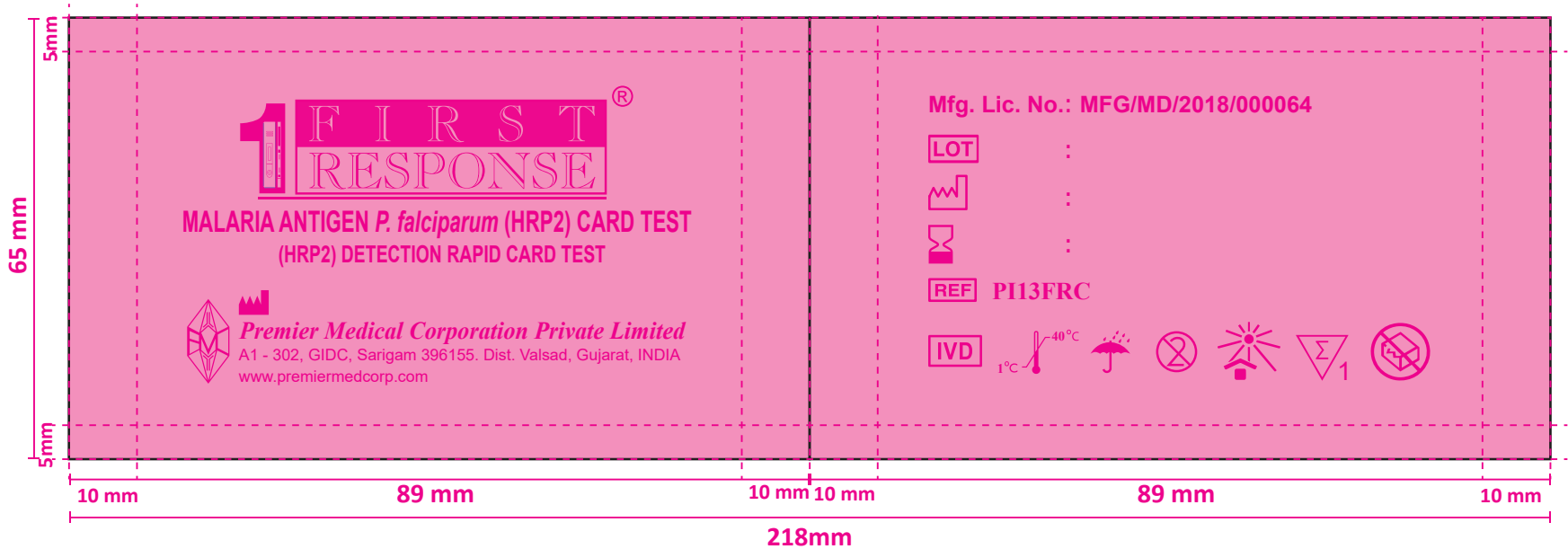
Premier Medical Corporation Private Limited
A1 - 302, GIDC, Sarigam 396155. Dist. Valsad, Gujarat, INDIA
Customer support email : info@premiermedcorp.com
Tel.: +91 260 2780112/113, www.premiermedcorp.com



FIRST
RESPONSE

Malaria Antigen *P. falciparum*
(HRP2) Card Test
(Whole Blood)

Aluminium Pouch



Assay Buffer Label



Assay Buffer Label - 3.0 ml





Alcohol Swabs



CODE:MT59010102

 LOT NO. : XXXXXX

 MFG. DATE : YYYYMMDD

 EXP. DATE : YYYYMMDD

For External Use Only

CONTAIN:One pad saturated with 70% Isopropyl Alcohol.

DIRECTION:Cleaning the required area.

Discard after single use.



MEDTRUE ENTERPRISE CO., LTD
Room No.301-302, Hongpujiezuo Mansion
186-1 Jiangdongzhonglu Road, 210019 Nanjing, China



 RIOMAVIX SOCIEDAD LIMITADA
Calle de Almansa 55, 1D, Madrid 28039 Spain

TEAR HERE

PHX2006-NS



Alcohol Prep Pad

70% v/v Isopropyl Alcohol

For External Use Only

1 Pad

Medium

Discard Prep Pad After Single Use

Directions:

Apply topically as needed to cleanse intended area

Phoenix Innovative Healthcare Manufacturers Pvt. Ltd.
EL-209, Shil Mahape Road, Electronic Zone,
MIDC, TTC Industrial Area, Mahape,
Navi Mumbai - 400 710 MH | India
Customer Care : 022-61075501
Email : customercare@phoenix-hs.com
NCE-MH/DRUGS/25-MH/101592



Advena Ltd.,
Tower Business Centre,
2nd Flr, Tower Street,
Swatar, BKR 4013, Malta





LOT XXXXXXXX

YYYY-MM
YYYY-MM

Rev.00

Blood Lancets (Sterile Lancet)

Model / Specification : I / 28G UDI
LOT LOT NO. : XXXXXXXXXXXX
 MFG. DATE : YYYY-MM-DD
 EXP. DATE : YYYY-MM-DD
QTY : 25pcs



(01)06949517007109(11)YYMMDD
(17)YYMMDD(10)XXXXXXXXXX





EC REP **Linkfar Healthcare GmbH**
Niederrheinstraße 71, 40474 Düsseldorf, Germany
TEL: +49-21138530888



Shandong Lianfa Medical Plastic Products Co., Ltd.
No.1 Shuangshan Sanjian Road, Zhangqiu, Jinan City, 250200, Shandong P. R. China

Blood Lancets (Sterile Lancet)

Model / Specification : I / 28G UDI
LOT LOT NO. : XXXXXXXXXXXX
 MFG. DATE : YYYY-MM-DD
 EXP. DATE : YYYY-MM-DD
QTY : 30pcs



(01)06949517007116(11)YYMMDD
(17)YYMMDD(10)XXXXXXXXXX



EC REP

Linkfar Healthcare GmbH

Niederrheinstraße 71, 40474 Düsseldorf, Germany
TEL: +49-21138530888



Shandong Lianfa Medical Plastic Products Co., Ltd.

No.1 Shuangshan Sanjian Road, Zhangqiu, Jinan City, 250200, Shandong P. R. China

Blood Lancets (Sterile Lancet)

Model / Specification : I / 28G
LOT NO. : XXXXXXXX
MFG. DATE : XXXX-XX-XX
EXP. DATE : XXXX-XX-XX
QTY : 5pcs

UDI



(01)06949517008892(11)XXXXXX
(17)XXXXXX(10)XXXXXXXX



CE 0197

EC REP

Linkfar Healthcare GmbH

Niederrheinstraße 71, 40474 Düsseldorf, Germany
TEL: +49-21138530888



Shandong Lianfa Medical Plastic Products Co., Ltd.

No.1 Shuangshan Sanjian Road, Zhangqiu, Jinan City, 250200, Shandong P. R. China

Blood Lancets (Sterile Lancet)

Model / Specification : I / 28G
LOT NO. : XXXXXXXX
MFG. DATE : XXXX-XX-XX
EXP. DATE : XXXX-XX-XX
QTY : 10pcs

UDI



(01)06949517008908(11)XXXXXX
(17)XXXXXX(10)XXXXXXXX



EC REP

Linkfar Healthcare GmbH

Niederrheinstraße 71, 40474 Düsseldorf, Germany
TEL: +49-21138530888



Shandong Lianfa Medical Plastic Products Co., Ltd.

No.1 Shuangshan Sanjian Road, Zhangqiu, Jinan City, 250200, Shandong P. R. China

Product: Specimen Transfer Device

Lot No. : IC/NN/YY-YY

Mfg. Date : DD/MM/YYYY

Expiry Date : DD/MM/YYYY

Qty : 25 Nos



Precision Medical Device Industries

Ground Floor, Survey No. 1044, Kumbharwadi,

Opp. Bhilosa Industries, Village Naroli,

Dadra & Nagar Haveli and Daman & Diu - 396235.

Product: Specimen Transfer Device

Lot No. : IC/NN/YY-YY

Mfg. Date : DD/MM/YYYY

Expiry Date : DD/MM/YYYY

Qty : 25 Nos



Krishna Plastic Industries

Gala No.-117 First Floor, Pragati Industrial Estate,
Opp-66 KVA Road, Amli, Silvassa 396230

Product: Specimen Transfer Device

Lot No. : IC/NN/YY-YY

Mfg. Date : DD/MM/YYYY

Expiry Date : DD/MM/YYYY

Qty : 30 Nos



Precision Medical Device Industries

Ground Floor, Survey No. 1044, Kumbharwadi,

Opp. Bhilosa Industries, Village Naroli,

Dadra & Nagar Haveli and Daman & Diu - 396235.

Product: Specimen Transfer Device

Lot No. : IC/NN/YY-YY

Mfg. Date : DD/MM/YYYY

Expiry Date : DD/MM/YYYY

Qty : 30 Nos



Krishna Plastic Industries

Gala No.-117 First Floor, Pragati Industrial Estate,
Opp-66 KVA Road, Amli, Silvassa 396230

Product: Specimen Transfer Device

Lot No. : IC/NN/YY-YY

Mfg. Date : DD/MM/YYYY

Expiry Date : DD/MM/YYYY

Qty : 5 Nos



Precision Medical Device Industries

Ground Floor, Survey No. 1044, Kumbharwadi,

Opp. Bhilosa Industries, Village Naroli,

Dadra & Nagar Haveli and Daman & Diu - 396235.

Product: Specimen Transfer Device

Lot No. : IC/NN/YY-YY

Mfg. Date : DD/MM/YYYY

Expiry Date : DD/MM/YYYY

Qty : 5 Nos



Krishna Plastic Industries

Gala No.-117 First Floor, Pragati Industrial Estate,
Opp-66 KVA Road, Amli, Silvassa 396230

Product: Specimen Transfer Device

Lot No. : IC/NN/YY-YY

Mfg. Date : DD/MM/YYYY

Expiry Date : DD/MM/YYYY

Qty : 10 Nos



Precision Medical Device Industries

Ground Floor, Survey No. 1044, Kumbharwadi,

Opp. Bhilosa Industries, Village Naroli,

Dadra & Nagar Haveli and Daman & Diu - 396235.

Product: Specimen Transfer Device

Lot No. : IC/NN/YY-YY

Mfg. Date : DD/MM/YYYY

Expiry Date : DD/MM/YYYY

Qty : 10 Nos



Krishna Plastic Industries

Gala No.-117 First Floor, Pragati Industrial Estate,
Opp-66 KVA Road, Amli, Silvassa 396230

Instructions for use²

² English version of the IFU was the one that was assessed by WHO. It is the responsibility of the manufacturer to ensure correct translation into other languages.

- Do not re-use the test device, alcohol swab, lancet and specimen transfer device as are intended for single use only.
- Perform the test by using kit assay buffer, any other buffer or fluid will invalidate the test results.
- Do not allow the tip of assay buffer bottle to touch specimen well, it will contaminate assay buffer.
- Do not use test device and assay buffer beyond the date of expiry.
- Do not eat the dessicant.
- Do not use any other specimen other than human whole blood & do not mix and interchange different specimens.

Specimen collection and storage

[Collection by venipuncture]

- Collect the whole blood into the collection tube (containing EDTA/sodium citrate/heparin) by venipuncture.
- If specimens are not immediately tested (within 1 hour) should be stored at 2-8 °C maximum upto 72 hours (3 days). Using the specimen more than three days can cause non-specific reaction.

Capillary blood specimen collection:

- Wear gloves, massaging the fingertip gently. It will help to obtain a round drop of blood.
- Wipe the complete finger tip with the alcohol swab. Wait until the finger tip is dried completely.
- Detach the protective cap of the lancet and pierce the end of finger tip with the sterile lancet provided.
- Gently squeeze the area until you get enough blood specimen.
- After completion of specimen collection, take the used alcohol swab of same patient and press it on the finger to stop the bleeding.

Note : A lancet should only be used once. Dispose of used lancets in sharp box and alcohol swab in biohazard waste container.

- Do not share used lancets with another person. To prevent possible infection, a used lancet should not be touched by another person.
- Do not use expired lancet. The use of an expired lancet may cause any infection at the punctured skin due to cease to exist its sterility.
- Use new lancet and choose a different puncture site, if repeat the finger prick.
- Do not share used alcohol swab.

Specimen storage

- Whole blood specimen may be used for testing immediately (within 1 hour) or may be stored at 2-8°C for maximum up to 72 hours (3 days). Do not use blood specimen stored for more than 3 days, it can cause non-specific reaction.

Test Procedure

- Bring the First Response® Malaria Antigen *P. falciparum* (HRP2) Card Test components to room temperature (15 - 40°C) prior to 15 minutes of testing.
- Remove the Test Device and the Specimen transfer Device from the kit and place it on a flat, dry surface and label the Test Device with specimen identification number/name.
- Slowly add 5 µl of whole blood to the specimen well using the specimen transfer device. Dispose the used specimen transfer device as biohazardous waste immediately after use.
- Add two drops of the assay buffer to the assay buffer well.
- Observe for development of colored bands in the Results Window.
- Interpret test results at 20 minutes. (After recording the results, dispose of test device as a biohazardous waste).
- Do not interpret after 30 minutes.

- Do not tilt. Add 5 µl of whole blood to the specimen well.
- Do not tilt. Add two drops of the assay buffer to the assay buffer well.
- Interpret the test result at 20 minutes after adding assay buffer. Do not read test result after 30 minutes.

Result at 20-30 min.

Caution

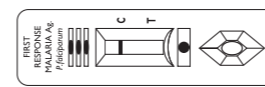
- Hold specimen transfer device and assay buffer bottle vertically, else it can lead to inaccurate results.
- Exactly 2 drops of assay buffer should be added. Adding more or less than 2 drops may cause over flooding or reverse migration phenomenon, which may lead to inaccurate results of the test.
- Results can be interpreted any time from 20 to 30 minutes. Do not read test result after 30 minutes. Reading beyond 30 minutes may give inaccurate results. After recording the results, dispose of test device as a biohazard waste.

Internal Quality Control

The visualization of the control line in First Response® Malaria Antigen *P. falciparum* (HRP2) Card Test indicates that active ingredient of the strips are functional and the migration is successful. The control line in First Response® Malaria Antigen *P. falciparum* (HRP2) Card Test is not meant for specimen addition monitoring.

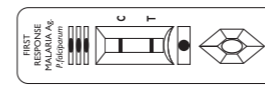
How to Interpret test results

Negative Results



If only one color line appear, at control line 'C' as in the figure, the specimen is negative.

Positive Results

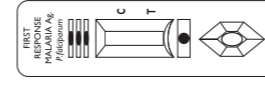


P.f. Positive

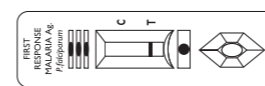
If two color lines appears, one at control line 'C' and other at test line 'T' as in the figure, the specimen is reactive for antigens to *P.f.*

Interpret faint line as reactive line.

Invalid Results



No presence of control line 'C' in the result window (irrespective of presence of test lines) indicates an invalid result.



The directions may not have been followed correctly or the test may have deteriorated.

The Invalid test results should be retested with new test device.

Performance Characteristics

First Response® Malaria Antigen *P. falciparum* (HRP2) Card Test were tested using an in-house panel of Positive and Negative clinical specimens characterized by malaria microscopy as the reference method. First Response® Malaria Antigen *P. falciparum* (HRP2) Card Test showed 100% sensitivity and 100% specificity. First Response® Malaria Antigen *P. falciparum* (HRP2) Card Test showed 100% agreement with the reference method.

Specimen details	Reference Method (Microscopy)		First Response® Malaria Antigen <i>P. falciparum</i> (HRP2) Card Test		
	Positive	Negative	Positive	Negative	Total
<i>P. falciparum</i> Positive Whole blood specimen	231	0	231	0	231
Malaria Negative Whole blood specimen	0	1287	0	1287	1287
Total	231	1287	231	1287	1518

Reference Method	Specimen details		First Response® Malaria Antigen <i>P. falciparum</i> (HRP2) Card Test			
	Clinical Status	Parameter	Positive	Negative	Total Result	95% Confidence Interval
Microscopy	<i>P. falciparum</i> Positive	Sensitivity	231	00	231	(97.96%-100%)
	Malaria Negative	Specificity	00	1287	1287	(99.63%-100%)

Worldwide Performance Panel

The analytical sensitivity of the First Response® Malaria Antigen *P. falciparum* (HRP2) Card Test was carried out by testing WHO worldwide performance panel. Total 10 specimens were tested in-house. The First Response® Malaria Antigen *P. falciparum* (HRP2) Card Test showed 100% sensitivity.

Analytical Sensitivity : In-House Evaluation					
Total Specimens	First Response® Malaria Antigen <i>P. falciparum</i> (HRP2) Card Test				
	Positive		Negative		
05	200 p/µl	05	00		
05	2000 p/µl	05	00		

Cross Reactivity Study

First Response® Malaria Antigen *P. falciparum* (HRP2) Card Test was tested with specimen reactive for other diseases/conditions (mentioned in following table), which may interfere with performance of the test. The First Response® Malaria Antigen *P. falciparum* (HRP2) Card Test tested with mentioned specimen for cross reactivity study as well as same diseased/condition specimens[#] were also used for spiking of malaria positive specimens[#] to determine effect on sensitivity of the test. None of the specimens interfere with the test results of First Response® Malaria Antigen *P. falciparum* (HRP2) Card Test, and showed no cross reactivity with 100% sensitivity.

Specimens tested	<i>P. falciparum</i> negative specimens	<i>P. falciparum</i> positive specimens	Specimens tested	<i>P. falciparum</i> negative specimens	<i>P. falciparum</i> positive specimens
Syphilis Positive	10	06	HSV 1/2 Positive [#]	05	05
HIV Positive [#]	05	03	HTLV- I Ab Positive [#]	07	07
Dengue NS1 Positive [#]	05	05	HTLV- II Ab Positive [#]	09	09
Multipara (Pregnant Woman)	72	08	HSV - I IgG Positive [#]	08	08
CMV Positive [#]	03	03	Rubella IgG & IgM Positive [#]	15	15
ANA Positive [#]	04	04	HBsAg Positive [#]	05	03
HAV Positive [#]	04	04	Chikungunya Positive [#]	05	05
EBV Positive [#]	02	02	Anti-malarial drug medication	Not tested	02
HCV Positive [#]	05	03	Anti-TB drug medication [#]	03	03
Pvixav Positive	128	Not applicable	Yellow fever virus* post immunization	04	03
Measles [#]	04	03	Influenza A and B [#]	06	03
Leptospirosis [#]	05	03	Visceral leishmaniasis [#]	05	03
Bilirubin [#]	05	03	Cholesterol Triglyceride [#]	05	03
Chagas	05	03	Influenza Vaccine Recipient [#]	05	03
Leishmaniasis [#]	05	03	Acute Hepatitis A [#]	05	03
Schistosomiasis [#]	05	03	Sickle Cell	05	03
Toxoplasmosis [#]	05	03			

Potential interference substances

The interfering substances that may affect performance of the First Response® Malaria Antigen *P. falciparum* (HRP2) Card Test are mentioned in following table. The First Response® Malaria Antigen *P. falciparum* (HRP2) Card Test showed no reactivity with any of mentioned specimens and showed 100% specificity. The same specimens[#] were spiked in malaria positive specimens respectively and tested. First Response® Malaria Antigen *P. falciparum* (HRP2) Card Test showed 100% sensitivity with spiked specimens.

Specimens tested	<i>P. falciparum</i> negative specimens	<i>P. falciparum</i> positive specimens	Specimens tested	<i>P. falciparum</i> negative specimens	<i>P. falciparum</i> positive specimens
Lipemic specimen [#]	05	05	Low Hematocrit specimens	05	Not tested
Icteric specimens [#]	05	05	Whole blood specimen in ACD anticoagulant	182	03
Hemolytic specimens	05	01	RF Ab positive [#]	09	04
High Hematocrit specimens	05	Not tested	dsDNA Antibody Positive [#]	01	01
Recipient Of Multiple Blood Transfusion	05	03			

Precision

- Within run, precision was determined by using 225 replicates of 5 different specimens containing different malaria parasitic count. Within run, precision was observed 100%.
- Between run, precision was determined by using the 5 different specimens containing different malaria parasitic count in 5 different replicates with 3 different lots of test devices X 5 different days X 3 different sites tested. Between run, precision was observed 100%.

External Evaluation Report				
Name of the Institute	Year of Testing	Sensitivity		Specificity
WHO Evaluation Round 6	2014-2015	200 P/μl	2000 P/μl	99.0%
		91%	100%	
National Public Health & Reference Lab, Ghana	2015	100%		100%
Ministry of Health and Children Care, Zimbabwe	2014	95.5 %		98%

Potential interference drug substances

The details of interference drug molecules are mentioned in following table. Each interfering drug molecule substances were spiked at final concentration of 250μg/ml in malaria positive specimen as well as negative specimens, respectively. No false positive or false negative results were observed with any of drug molecules, when tested with First Response® Malaria *P. falciparum* (HRP2) Card Test.

Diclofenac	Acetaminophen	Aspirin
Folic acid	Pyrazinamide	Ampicillin Sodium salt
Abacavir	Cholecalciferol	Nevirapine
Magnesium sulphate	Ritonavir	Ibuprofen
Daruvir	Rifampicin	Ascorbic Acid
Naproxen IP	Metformin	Hydrochlorothiazide
Pantoprazole	Isoniazid	Ferrous Ascorbate
Ergocalciferol	Iron Chloride	Penicillin G Benzathine
Cyclobenzaprine Hydrochloride		

Limitations

- The test procedure, precautions and interpretation of results for this test must be followed when testing.
- The following anticoagulants have been validated for use with this test: heparin, EDTA & sodium citrate.
- Interfering specimens like hemolytic (hemoglobin containing) samples, icteric (bilirubin containing) samples and lipemic samples do not affect the test results.
- Do not mix reagent from different lots.
- Interpret faint line as a reactive line. Repeat the test in case of very faint test line or if have any doubt for test line.
- Although the test is very accurate in detecting HRP2, a low incidence of false results can occur. As with all diagnostic tests, a definitive clinical diagnosis should not be based on the results of a single test, but should only be made by the physician after all clinical and laboratory findings have been evaluated.
- False negative results may arise due to very low parasite density (for instance < 100 p/μl), very high parasite density (prozone/hook effect), mutations in the HRP2 gene with deletion of HRP2 antigen, damage by heat, freezing or humidity, application of insufficient volume of blood on the device and use of wrong buffer.
- False positive results can occur due to various conditions such as rheumatoid factors, antinuclear antibodies, chronic viral infection (hepatitis B or C), parasitic infection (schistosomiasis and trypanosomiasis) and use of wrong buffer.

References

- Clinical and Laboratory Standards Institute. Procedures and devices for the collection of diagnostic capillary blood specimens; approved standard, fifth edition. CLSI H04-A6, Vol. 28, No. 25, 2008.
- <http://vassarstats.net/clin1.html#def>, Richard Lowry.
- Clinical and Laboratory Standards Institute. Procedures for the collection of diagnostic blood specimens by venipuncture; approved standard, sixth edition. CLSI H03-A6, Vol. 27, No. 26, 2007

- World Health Organization: Laboratory biosafety manual, third edition. Geneva: WHO; 2004. <http://www.who.int/csr/resources/publications/biosafety/Bio-safety7.pdf>
- WHO (2024). World malaria report, World Health Organization, Geneva, Switzerland. <https://www.who.int/teams/global-malaria-programme/reports/world-malaria-report-2024>
- Malaria rapid diagnostic test performance: results of WHO product testing of malaria RDTs: round 8 (2016-2018).
- Gillet P, Scheirlinck A, Stokx J, De Weggeleire A, Chauque H, Canhanga O, Tadeu B, Mosse C, Tiago A, Mabunda S, Brugge-man C, Bottieau E, Jacobs J: Prozone in malaria rapid diagnostics tests: how many cases are missed? Malar J 2011, 10:166. <http://www.malariajournal.com/content/10/1/166>
- Gillet P, Mori M, Van Den Ende J, Jacobs J: Buffer substitution in malaria rapid diagnostic tests causes false positive results. Malar J 2010, 9:215 <http://www.malariajournal.com/content/9/1/215>
- Maltha J, Gillet P, Cnops L, Van Den Ende J, Van Esbroeck M, Jacobs J: Malaria rapid diagnostic tests: Plasmodium falciparum infections with high parasite densities may generate false positive Plasmodium vivax pLDH lines. Malar J 2010, 9:198. <http://www.malariajournal.com/content/9/1/198>
- Gamboa D, Ho M, Bendezu J, Torres K, Chiodini P, Barnwell J, Incardona S, Perkins M, Bell D, McCarthy J, Cheng Q: A large proportion of *P. falciparum* isolates in the Amazon region of Peru lack pfrp2 and pfrp3: implications for malaria rapid diagnostic tests. PLoS One 2010, 5:e8091. <http://www.plosone.org/article/doi/10.1371/journal.pone.0008091>

SYMBOL LEGENDS			
Symbol	Explanation of symbol	Symbol	Explanation of symbol
	Consult instructions for use		Contains sufficient for < n > tests
	Non Sterile		Product Code
	In vitro diagnostic medical device		Lot Number
	Store at 1-40 °C		Manufacturer
	Caution		Date of manufacture (YYYY-MM)
	Keep dry		Expiration Date (YYYY-MM)
	Do not reuse		Do not use if package is damaged
	Keep away from sunlight		

Product Disclaimer and Warnings

Every warnings and precautions should be taken in to consideration before using the test. Failure to consider “Precautions, Warnings and Limitations” may not ensure the diagnostic ability and accuracy of this product. The test result may accordingly be affected by environmental factors and / or user error outside of the control of the Manufacturer and Distributor.

A definitive clinical diagnosis should not be based on the results of a single test, but it should be made by physician after all clinical and laboratory findings have been evaluated.

“In no event shall our company or its distributor be liable for any direct, indirect, punitive, unforeseen, incidental, special consequential damages, to property or life, whatsoever arising out of or connected with an incorrect diagnosis, whether positive or negative, in the use or misuse of this product”.

Manufactured by
Premier Medical Corporation Private Limited
 A1-302, GIDC, Sarigam 396155. Dist. Valsad, Gujarat, INDIA.
 Customer support E-mail : info@premiermedcorp.com
 Tel.: +91 2602780112/113 •Website : www.premiermedcorp.com

• ISO 13485 & EN ISO 13485 Certified Company
 Part No.(S)PI13-INS-001, Rev.: AD, Date: 2025-09-21 ENGLISH
 Note : Instructions for use will be printed in local language of the country using the test, if required.



FIRST RESPONSE® MALARIA ANTIGEN *P. falciparum* (HRP2) CARD TEST

A rapid test for the detection of *P. falciparum* specific HRP2 antigen in human whole blood.

REF PI13FRC05, PI13FRC10, PI13FRC25, PI13FRC30



Intended Use

First Response® Malaria Antigen *P. falciparum* (HRP2) Card Test is intended to be performed by trained users (In either laboratory or point of care settings) as qualitative screening *in vitro* diagnostic test for detection of *P. falciparum* specific HRP2 antigens. The test is intended for use with human whole blood specimens (capillary or venous blood). Venous blood with the anti-coagulants heparin, EDTA or citrate do not affect the test results. This kit is not intended to be used for screening of blood donors. The test is not automated and does not require any additional instrument.

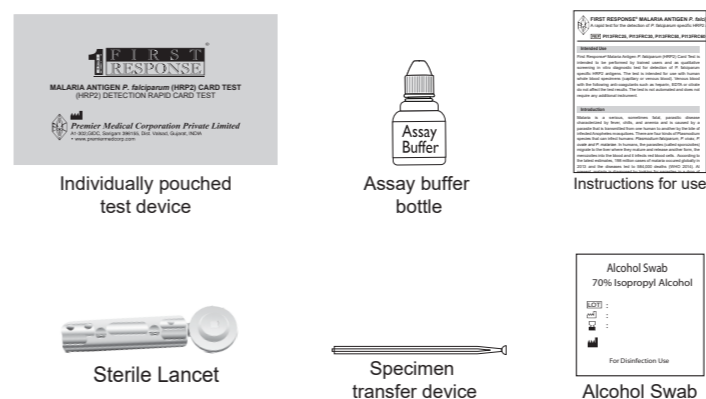
Introduction

Malaria is a serious, sometimes fatal, parasitic disease characterized by fever, chills, and anemia and is caused by four species of plasmodium parasites that is transmitted from one human to another by the bite of infected Anopheles mosquitoes. There are four Plasmodium species that can infect humans: *Plasmodium falciparum*, *P. vivax*, *P. ovale* and *P. malariae*. In humans, the parasites (called sporozoites) migrate to the liver where they mature and release another form, the merozoites into the blood which infect red blood cells. According to the latest estimates, 263 million cases of malaria occurred globally, and the diseases led to 0.6 million deaths (WHO 2024). At present, malaria is diagnosed by looking for parasites in a drop of blood.

Assay Principle

First Response® Malaria Antigen *P. falciparum* (HRP2) Card Test is based on principle of immunochromatography in which nitrocellulose membrane is pre-coated with one monoclonal antibody (test line P.f.) specific to Histidine Rich Protein 2 (HRP2) of the *Plasmodium falciparum*. When the test sample along with buffer flows through the nitrocellulose membrane, second monoclonal antibodies specific for HRP2 Antigen conjugated with colloidal gold, binds to HRP2 antigens released from the lysed blood sample. This antigen-conjugated antibody complex moves through the nitrocellulose membrane and binds to the immobilised HRP2 specific monoclonal antibody at the test line, which leads to the formation of colour band indicating reactive results. The control band will appear irrespective of reactive or non reactive sample. So, the First Response® Malaria Antigen *P. falciparum* (HRP2) Card Test is designed for the diagnosis of *Plasmodium falciparum*.

Materials Provided



Materials Provided	PI13FRC05	PI13FRC10	PI13FRC25	PI13FRC30
Test Device Pouch Containing: 1 test Device, 1 desiccant	05 Nos.	10 Nos.	25 Nos.	30 Nos.
Specimen transfer device	05 Nos.	10 Nos.	25 Nos.	30 Nos.
Assay buffer bottle	1 No.	1 No.	1 No.	1 No.
Sterile lancet	05 Nos.	10 Nos.	25 Nos.	30 Nos.
Alcohol swab	05 Nos.	10 Nos.	25 Nos.	30 Nos.
Instructions for use	1 No.	1 No.	1 No.	1 No.

Materials Required but Not Provided

- New pair of disposable gloves.
- Permanent marker pen and timer.
- Extra lancets and alcohol swabs, if needed.
- Sharp disposable box and biohazardous waste container.
- Venipuncture blood collection kit (if whole blood is collected by venipuncture).

Storage and Stability

- First Response® Malaria Antigen *P. falciparum* (HRP2) Card Test should be stored at 1°C - 40°C.
- Do not freeze the kit or components.
- Assay buffer (opened & unopened) & the unopened test device are stable until the expiry date printed on the label, when stored at 1°C- 40°C.
- Test device is sensitive to humidity and heat if remained opened for longer period hence perform the test immediately after removing the test device from the foil pouch.
- The shelf life of the kit is as indicated on the outer package.

Precautions

- Wear protective gloves while handling specimens.
- Dispose of used gloves as biohazard waste. Wash hands thoroughly afterwards.
- Avoid splashing or aerosol formation.
- Clean up spills thoroughly using an appropriate disinfectant.
- Decontaminate and dispose of all used specimens, test devices, alcohol swabs and specimen transfer device as an infectious waste, in a biohazardous waste container. Dispose of used lancets in a sharp box.

Warnings

- For *in vitro* diagnostic use only.
- Read the instructions carefully before performing the test, deviation will invalidate the test results.
- Apply standard biosafety precautions for handling and disposal of potentially infective material.
- Assay buffer contains sodium azide as preservative which may be toxic if ingested. When disposed of through sink, flush with large quantity of water.
- Devices and assay buffer of different lot must not be used.
- Do not use the test device if the pouch is not intact.
- Do not use the lancet if the seal is broken.
- Do not use the test device if the dessicant is missing or if found saturated (orange colour has turned green).
- Do not smoke, eat or drink while handling specimens and performing a test.

- Do not re-use the test device, alcohol swab, lancet and specimen transfer device as are intended for single use only.
- Perform the test by using kit assay buffer, any other buffer or fluid will invalidate the test results.
- Do not use test device and assay buffer beyond the date of expiry.
- Do not eat the desiccant.
- Do not use any other specimen other than human whole blood & do not mix and interchange different specimens.

Specimen collection and storage

[Collection by venipuncture]

- Collect the whole blood into the collection tube (containing EDTA/sodium citrate/heparin) by venipuncture.
- If specimens are not immediately tested (Within 1 hour) should be stored at 2-8 °C maximum upto 72 hours (3 days). Using the specimen more than three days can cause non-specific reaction.

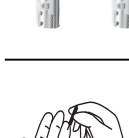
Capillary blood specimen collection:



- Wear gloves, massaging the fingertip gently. It will help to obtain a round drop of blood.



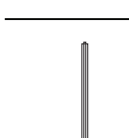
- Wipe the complete finger tip with the alcohol swab. Wait until the finger tip dried completely.



- Detach the protective cap of the lancet and pierce the end of finger tip with the sterile lancet provided.



- Gently squeeze the area until you get enough blood specimen.



- After completion of specimen collection, take the used alcohol swab of same patient and press it on the finger to stop the bleeding.

Note : A lancet should only be used once. Dispose of used lancets in sharp box and alcohol swab in biohazard waste container.

- Do not share used lancets with another person. To prevent possible infection, a used lancet should not be touched by another person.
- Do not use expired lancet. The use of an expired lancet may cause any infection at the punctured skin due to cease to exist its sterility.
- Use new lancet and choose a different puncture site, if repeat the finger prick.
- Do not share used alcohol swab.

Specimen storage

- Whole blood specimen may be used for testing immediately (within 1 hour) or may be stored at 2-8°C for maximum up to 72 hours (3 days). Do not use blood specimen stored for more than 3 days, it can cause non-specific reaction.

Test Procedure

- Bring the First Response® Malaria Antigen *P. falciparum* (HRP2) Card Test components to room temperature (15 - 40°C) prior to 15 minutes of testing.
- Remove the test device and the specimen transfer device from the kit and place it on a flat, dry surface and label the test device with specimen identification number/name.
- Slowly add 5 µl of whole blood to the specimen well using the specimen transfer device. Dispose the used Specimen transfer device as biohazardous waste immediately after use.
- Add two drops of the Assay buffer to the assay buffer well.
- Observe for development of colored bands in the Results Window.
- Interpret test results at 20 minutes. (After recording the results, dispose of test device as a biohazardous waste).
- Do not interpret after 30 minutes.

- Do not tilt. Add 5 µl of whole blood to the specimen well.
- Do not tilt. Add two drops of the Assay buffer to the assay buffer well.
- Interpret the test result at 20 minutes after adding assay buffer. Do not read test result after 30 minutes.

Result at 20-30 min.

Caution

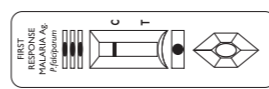
- Hold specimen transfer device and assay buffer vial, vertically, else it can lead to inaccurate results.
- Exactly 2 drops of assay buffer should be added. Adding more or less than 2 drops may cause over flooding or reverse migration phenomenon, which may lead inaccurate results of the test.
- Results can be interpreted any time from 20 to 30 minutes. Do not read test result after 30 minutes. Reading beyond 30 minutes may give inaccurate results. After recording the results, dispose of test device as a biohazard waste.

Internal Quality Control

The visualization of the control line in First Response® Malaria Antigen *P. falciparum* (HRP2) Card Test indicates that active ingredient of the strips are functional and the migration is successful. The control line in First Response® Malaria Antigen *P. falciparum* (HRP2) Card Test is not meant for specimen addition monitoring.

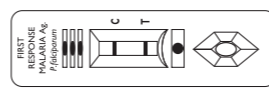
How to Interpret test results

Negative Results



If only one color line appear, at control line 'C' as in the figure, the specimen is negative.

Positive Results

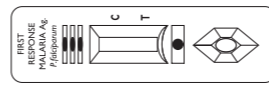


P.f. Positive

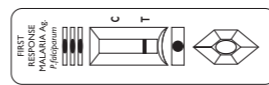
If two color lines appears, one at control line 'C' and other at test line 'T' as in the figure, the specimen is reactive for antigens to *P.f.*

Interpret faint line as reactive line

Invalid Results



No presence of control line 'C' in the result window (irrespective of presence of test line) indicates an invalid result.



The directions may not have been followed correctly or the test may have deteriorated.

The Invalid test results should be retested with new test device.

Performance Characteristics

First Response® Malaria Antigen *P. falciparum* (HRP2) Card Test were tested using an in-house panel of Positive and Negative clinical specimens characterized by a malaria microscopy as the reference method. First Response® Malaria Antigen *P. falciparum* (HRP2) Card Test showed 100% sensitivity and 100% specificity. First Response® Malaria Antigen *P. falciparum* (HRP2) Card Test showed 100% agreement with the reference method.

Specimen details	Reference Method (Microscopy)		First Response® Malaria Antigen <i>P. falciparum</i> (HRP2) Card Test		
	Positive	Negative	Positive	Negative	Total
<i>P. falciparum</i> Positive Whole blood specimen	231	0	231	0	231
Malaria Negative Whole blood specimen	0	1287	0	1287	1287
Total	231	1287	231	1287	1518

Reference Method	Specimen details		First Response® Malaria Antigen <i>P. falciparum</i> (HRP2) Card Test			
	Clinical Status	Parameter	Positive	Negative	Total Result	95% Confidence Interval
Microscopy	<i>P. falciparum</i> Positive	Sensitivity	231	00	231	(97.96%-100%)
	Malaria Negative	Specificity	00	1287	1287	(99.63%-100%)

Worldwide Performance Panel

The Analytical sensitivity of the First Response® Malaria Antigen *P. falciparum* (HRP2) Card Test was carried out by testing WHO worldwide performance panel. Total 10 specimens were tested in-house. The First Response® Malaria Antigen *P. falciparum* (HRP2) Card Test showed 100% sensitivity.

Analytical Sensitivity : In-House Evaluation					
Total Specimens	First Response® Malaria Antigen <i>P. falciparum</i> (HRP2) Card Test				
	Positive		Negative		
05	200 p/µl	05	00		
05	2000 p/µl	05	00		

Cross Reactivity Study

First Response® Malaria Antigen *P. falciparum* (HRP2) Card Test was tested with specimen reactive for other diseases/conditions (mentioned in following table), which may interfere with performance of the test. The First Response® Malaria Antigen *P. falciparum* (HRP2) Card Test tested with mentioned specimen for cross reactivity study as well as same diseased/condition specimens* were also used for spiking of malaria positive specimens* to determine effect on sensitivity of the test. None of the specimens interfere with the test results of First Response® Malaria Antigen *P. falciparum* (HRP2) Card Test, and showed no cross reactivity with 100% sensitivity.

Specimens tested	<i>P. falciparum</i> negative specimens	<i>P. falciparum</i> positive specimens	Specimens tested	<i>P. falciparum</i> negative specimens	<i>P. falciparum</i> positive specimens
Syphilis Positive	10	06	HSV 1/2 Positive*	05	05
HIV Positive*	05	03	HTLV- I Ab Positive*	07	07
Dengue NS1 Positive*	05	05	HTLV- II Ab Positive*	09	09
Multipara (Pregnant Woman)	72	08	HSV - I IgG Positive*	08	08
CMV Positive*	03	03	Rubella IgG & IgM Positive*	15	15
ANA Positive*	04	04	HBsAg Positive*	05	03
HAV Positive*	04	04	Chikungunya Positive*	05	05
EBV Positive*	02	02	Anti-malarial drug medication	Not tested	02
HCV Positive*	05	03	Anti-TB drug medication*	03	03
<i>P. vivax</i> Positive	128	Not applicable	Yellow fever virus* post immunization	04	03
Measles*	04	03	Influenza A and B*	06	03
Leptospirosis*	05	03	Visceral leishmaniasis*	05	03
Bilirubin*	05	03	Cholesterol Triglyceride*	05	03
Chagas	05	03	Influenza Vaccine Recipient*	05	03
Leishmaniasis*	05	03	Acute Hepatitis A*	05	03
Schistosomiasis*	05	03	Sickle Cell	05	03
Toxoplasmosis*	05	03			

Potential interference substances

The interfering substances that may affect performance of the First Response® Malaria Antigen *P. falciparum* (HRP2) Card Test are mentioned in following table. The First Response® Malaria Antigen *P. falciparum* (HRP2) Card Test showed no reactivity with any of mentioned specimens and showed 100% specificity. The same specimens* were spiked in malaria positive specimens respectively and tested. First Response® Malaria Antigen *P. falciparum* (HRP2) Card Test showed 100% sensitivity with spiked specimens.

Specimens tested	<i>P. falciparum</i> negative specimens	<i>P. falciparum</i> positive specimens	Specimens tested	<i>P. falciparum</i> negative specimens	<i>P. falciparum</i> positive specimens
Lipemic specimen*	05	05	Low Hematocrit specimens	05	Not tested
Icteric specimens*	05	05	Whole blood specimen in ACD anticoagulant	182	03
Hemolytic specimens	05	01	RF Ab positive*	09	04
High Hematocrit specimens	05	Not tested	dsDNA Antibody Positive*	01	01
Recipient Of Multiple Blood Transfusion	05	03			

Precision

- Within run, precision was determined by using 225 replicates of 5 different specimens containing different malaria parasitic count. Within run, precision was observed 100%.
- Between run, precision was determined by using the 5 different specimens containing different malaria parasitic count in 5 different replicates with 3 different lots of test devices X 5 different days X 3 different sites tested. Between run, precision was observed 100%.

External Evaluation Report

Name of the Institute	Year of Testing	Sensitivity		Specificity
WHO Evaluation Round 6	2014-2015	200 P/μl	2000 P/μl	99.0%
		91%	100%	
National Public Health & Reference Lab, Ghana	2015	100%		100%
Ministry of Health and Children Care, Zimbabwe	2014	95.5 %		98%

Potential interference drug substances

The details of interference drug molecules are mentioned in following table. Each interfering drug molecule substances were spiked at final concentration of 250μg/ml in malaria positive specimen as well as negative specimens, respectively. No false positive or false negative results were observed with any of drug molecules, when tested with First Response® Malaria *P. falciparum* (HRP2) Card Test.

Diclofenac	Acetaminophen	Aspirin
Folic acid	Pyrazinamide	Ampicillin Sodium salt
Abacavir	Cholecalciferol	Nevirapine
Magnesium sulphate	Ritonavir	Ibuprofen
Daruvir	Rifampicin	Ascorbic Acid
Naproxen IP	Metformin	Hydrochlorothiazide
Pantoprazole	Isoniazid	Ferrous Ascorbate
Ergocalciferol	Iron Chloride	Penicillin G Benzathine
Cyclobenzaprine Hydrochloride		

Limitation

- The test procedure, precautions and interpretation of results for this test must be followed when testing.
- The following anticoagulants have been validated for use with this test: heparin, EDTA & sodium citrate.
- Interfering specimens like hemolytic (hemoglobin containing) samples, icteric (bilirubin containing) samples and lipaemic samples do not affect the test results.
- Do not mix reagent from different lots.
- Interpret faint line as a reactive line. Repeat the test in case of very faint test line or if have any doubt for test line.
- Although the test is very accurate in detecting HRP2, a low incidence of false results can occur. As with all diagnostic tests, a definitive clinical diagnosis should not be based on the results of a single test, but should only be made by the physician after all clinical and laboratory findings have been evaluated.
- False negative results may arise due to very low parasite density (for instance < 100 p/μl), very high parasite density (prozone/hook effect), mutations in the HRP2 gene with deletion of HRP2 antigen, damage by heat, freezing or humidity, application of insufficient volume of blood on the device and use of wrong buffer.
- False positive results can occur due to various conditions such as rheumatoid factors, antinuclear antibodies, chronic viral infection (hepatitis B or C), parasitic infection (schistosomiasis and trypanosomiasis) and use of wrong buffer.

References

- Clinical and Laboratory Standards Institute. Procedures and devices for the collection of diagnostic capillary blood specimens; approved standard, fifth edition. CLSI H04-A6, Vol. 28, No. 25, 2008.
- <http://vassarstats.net/clin1.html#def>, Richard Lowry.
- Clinical and Laboratory Standards Institute. Procedures for the collection of diagnostic blood specimens by venipuncture; approved standard, sixth edition. CLSI H03-A6, Vol. 27, No. 26, 2007

- World Health Organization: Laboratory biosafety manual, third edition. Geneva: WHO; 2004. <http://www.who.int/csr/resources/publications/biosafety/Bio-safety7.pdf>
- WHO (2024). World malaria report, World Health Organization, Geneva, Switzerland. <https://www.who.int/teams/global-malaria-programme/reports/world-malaria-report-2024>
- Malaria rapid diagnostic test performance: results of WHO product testing of malaria RDTs: round 8 (2016-2018).
- Gillet P, Scheirlinck A, Stokx J, De Weggeleire A, Chauque H, Canhanga O, Tadeu B, Mosse C, Tiago A, Mabunda S, Brugge-man C, Bottieau E, Jacobs J: Prozone in malaria rapid diagnostics tests: how many cases are missed? Malar J 2011, 10:166. <http://www.malariajournal.com/content/10/1/166>
- Gillet P, Mori M, Van Den Ende J, Jacobs J: Buffer substitution in malaria rapid diagnostic tests causes false positive results. Malar J 2010, 9:215 <http://www.malariajournal.com/content/9/1/215>
- Maltha J, Gillet P, Cnops L, Van Den Ende J, Van Esbroeck M, Jacobs J: Malaria rapid diagnostic tests: Plasmodium falciparum infections with high parasite densities may generate false positive Plasmodium vivax pLDH lines. Malar J 2010, 9:198. <http://www.malariajournal.com/content/9/1/198>
- Gamboa D, Ho M, Bendezu J, Torres K, Chiodini P, Barnwell J, Incardona S, Perkins M, Bell D, McCarthy J, Cheng Q: A large proportion of *P. falciparum* isolates in the Amazon region of Peru lack pfrp2 and pfrp3: implications for malaria rapid diagnostic tests. PLoS One 2010, 5:e8091. <http://www.plosone.org/article/doi/10.1371/journal.pone.0008091>

SYMBOL LEGENDS

Symbol	Explanation of symbol	Symbol	Explanation of symbol
	Consult instructions for use		Contains sufficient for < n > tests
	Non Sterile		Product Code
	In vitro diagnostic medical device		Lot Number
	Store at 1-40 °C		Manufacturer
	Caution		Date of manufacture (YYYY-MM)
	Keep dry		Expiration Date (YYYY-MM)
	Do not reuse		Do not use if package is damaged
	Keep away from sunlight		

Product Disclaimer and Warnings

Every warning and precaution should be taken in to consideration before using the test. Failure to consider "Precaution, warning and Limitations" may not ensure the diagnostic ability and accuracy of this product. The test result may accordingly be affected by environmental factor and / or user error outside of the control of the Manufacturer and Distributor.

A definitive clinical diagnosis should not be based on the results of a single test, but it should be made by physician after all clinical and laboratory findings have been evaluated.

"In no event shall our company or its distributor be liable for any direct, indirect, punitive, unforeseen, incidental, special consequential damages, to property or life, whatsoever arising out of or connected with an incorrect diagnosis, whether positive or negative, in the use or misuse of this product".

Manufactured by

Premier Medical Corporation Private Limited
A1-302, GIDC, Sarigam 396155. Dist. Valsad, Gujarat, INDIA.
Customer support E-mail : info@premiermedcorp.com
Tel.: +91 2602780112/113 •Website : www.premiermedcorp.com

• ISO 13485 & EN ISO 13485 Certified Company

Part No.(S)PI13-INS-003, Rev.: AD, Date:2025-09-21 ENGLISH
Note : Instructions for use will be printed in local language of the country using the test, if required.



FIRST RESPONSE® MALARIA ANTIGEN *P. falciparum* (HRP2) CARD TEST

A rapid test for the detection of *P. falciparum* specific HRP2 antigen in human whole blood.

REF PI13FRC10s & PI13FRC25s



Intended Use

First Response® Malaria Antigen *P. falciparum* (HRP2) Card Test is intended to be performed by trained users (In either laboratory or point of care settings) as qualitative screening in vitro diagnostic test for detection of *P. falciparum* specific HRP2 antigens. The test is intended for use with human whole blood specimens (capillary or venous blood). Venous blood with the anti-coagulants heparin, EDTA or citrate do not affect the test results. This kit is not intended to be used for screening of blood donors. The test is not automated and does not require any additional instrument.

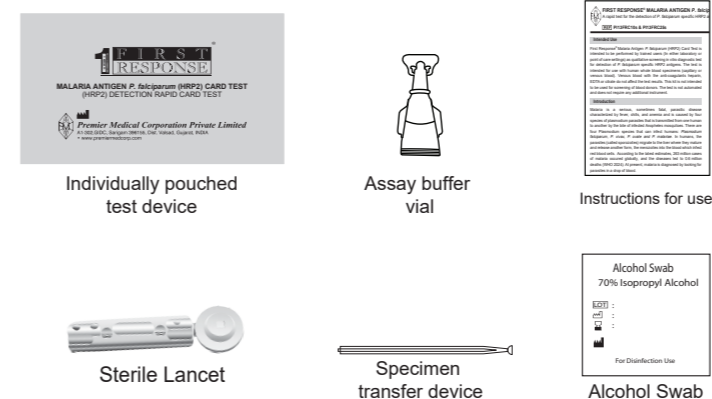
Introduction

Malaria is a serious, sometimes fatal, parasitic disease characterized by fever, chills, and anemia and is caused by four species of plasmodium parasites that is transmitted from one human to another by the bite of infected Anopheles mosquitoes. There are four Plasmodium species that can infect humans: *Plasmodium falciparum*, *P. vivax*, *P. ovale* and *P. malariae*. In humans, the parasites (called sporozoites) migrate to the liver where they mature and release another form, the merozoites into the blood which infect red blood cells. According to the latest estimates, 263 million cases of malaria occurred globally, and the diseases led to 0.6 million deaths (WHO 2024). At present, malaria is diagnosed by looking for parasites in a drop of blood.

Assay Principle

First Response® Malaria Antigen *P. falciparum* (HRP2) Card Test is based on principle of immunochromatography in which nitrocellulose membrane is pre-coated with one monoclonal antibody (test line P.f.) specific to Histidine Rich Protein 2 (HRP2) of the *Plasmodium falciparum*. When the test sample along with buffer flows through the nitrocellulose membrane, second monoclonal antibodies specific for HRP2 antigen conjugated with colloidal gold, binds to HRP2 antigens released from the lysed blood sample. This antigen-conjugated antibody complex moves through the nitrocellulose membrane and binds to the immobilised HRP2 specific monoclonal antibody at the test line, which leads to the formation of colour band indicating reactive results. The control band will appear irrespective of reactive or non reactive sample. So, the First Response® Malaria Antigen *P. falciparum* (HRP2) Card Test is designed for the diagnosis of *Plasmodium falciparum*.

Materials Provided



Materials Provided	PI13FRC10s	PI13FRC25s
Each single test pack contents: (Test device with desiccant, specimen transfer device alcohol swab, sterile lancet, buffer vial & condensed instructions for use)	10 Nos.	25 Nos.
Master instructions for use	1 No.	1 No.

Materials Required but Not Provided

- New pair of disposable gloves.
- Permanent marker pen and timer .
- Extra lancets and alcohol swabs, if needed.
- Sharp disposable box and biohazardous waste container.
- Venipuncture blood collection kit (if whole blood is collected by venipuncture).

Storage and Stability

- First Response® Malaria Antigen *P. falciparum* (HRP2) Card Test should be stored at 1°C - 40°C.
- Do not freeze the kit or components.
- Unopened test device & single use buffer vial are stable until the expiry date printed on the label, when stored at 1 - 40°C.
- Test device is sensitive to humidity and heat if remained opened for longer period hence perform the test immediately after removing the test device from the foil pouch.
- The shelf life of the kit is as indicated on the outer package.

Precautions

- Wear protective gloves while handling specimens.
- Dispose of used gloves as biohazard waste. Wash hands thoroughly afterwards.
- Avoid splashing or aerosol formation.
- Clean up spills thoroughly using an appropriate disinfectant.
- Decontaminate and dispose of all used specimens, test devices, alcohol swabs and specimen transfer device as an infectious waste, in a biohazardous waste container. Dispose of used lancets in a sharp box.

Warnings

- For *in vitro* diagnostic use only.
- Read the instructions carefully before performing the test, deviation will invalidate the test results.
- Apply standard biosafety precautions for handling and disposal of potentially infective material.
- Assay buffer contains sodium azide as preservative which may be toxic if ingested. When disposed of through sink, flush with large quantity of water.
- Devices and assay buffer of different lot must not be used.
- Do not use the test device if the pouch is not intact.
- Do not use the lancet if the seal is broken.
- Do not use the test device if the desiccant is missing or if found saturated (orange colour has turned green).
- Do not smoke, eat or drink while handling specimens and performing a test.



First Response® Malaria Antigen *P. falciparum* (HRP2) Card Test

Rapid One Step Malaria Antigen *P. falciparum* (HRP2) Test



REF: P113FRC10s & P113FRC25s

Intended Use :

First Response® Malaria Antigen *P. falciparum* (HRP2) Card Test is intended to be performed by trained users (In either laboratory or point of care settings) as qualitative screening *in vitro* diagnostic test for detection of *P. falciparum* specific HRP2 antigens. The test is intended for use with human whole blood specimens (capillary or venous blood). Venous blood with the anti-coagulants heparin, EDTA or citrate do not affect the test results. This kit is not intended to be used for screening of blood donors. The test is not automated and does not require any additional instrument.

Materials provided :

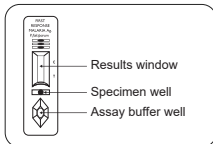
Test device with desiccant, specimen transfer device, assay buffer vial, sterile lancet, alcohol swab, & instruction for use

Storage & stability :

- 1) First Response® Malaria Antigen *P. falciparum* (HRP2) Card Test should be stored at 1°C - 40°C.
- 2) Test device is sensitive to humidity and heat if remained opened for longer period hence perform the test immediately after removing the test device from the foil pouch.
- 3) The shelf life of the kit is as indicated on the outer package.

Precautions & warnings:

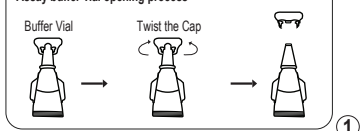
- 1) Wear protective gloves while handling specimens.
- 2) Apply standard biosafety precautions for handling and disposal of potentially infective material.
- 3) Assay buffer contains sodium azide as preservative which may be toxic if ingested. When disposed of through sink, flush with large quantity of water.
- 4) Do not use the test device if the pouch is not intact.
- 5) Do not use the lancet if the seal is broken.
- 6) Do not use the test device if the desiccant is missing or if found saturated (orange colour has turned green).
- 7) Do not re-use the test device, alcohol swab, lancet and specimen transfer device as are intended for single use only.
- 8) Perform the test by using kit assay buffer, any other buffer or fluid will invalidate the test results.
- 9) Do not eat the desiccant.
- 10) Do not use any other specimen other than human whole blood & do not mix and interchange different specimens.



Test Procedure :

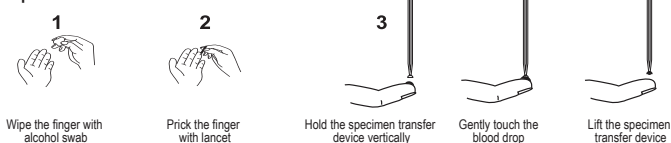
- 1) Bring the First Response® Malaria Antigen *P. falciparum* (HRP2) Card Test components to room temperature (15-40°C) prior to 15 minutes of testing.
- 2) Remove the test Device and the specimen transfer device from the kit and place it on a flat, dry surface and label the test device with specimen identification number/name.
- 3) Slowly add 5 µl of whole blood to the specimen well using the specimen transfer device. Immediately use the Specimen transfer device as biohazardous waste immediately after use.
- 4) Add two drops of the assay buffer to the assay buffer well.
- 5) Observe for development of colored bands in the Results Window.
- 6) Interpret test results at 20 minutes. (After recording the results, dispose of test device as a biohazardous waste).
- 7) Do not interpret after 30 minutes.

Assay buffer vial opening process

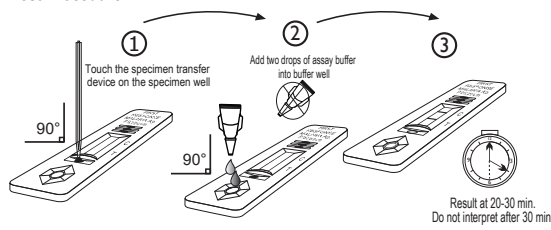


Specimen Collection , Test Procedure & Result Interpretation

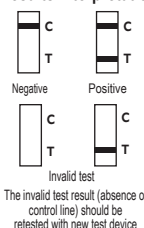
Specimen Collection



Test Procedure



Results Interpretation



Manufactured by

Premier Medical Corporation Private Limited

A1-302, GIDC, Sarigam 396155, Dist. Valsad, Gujarat, INDIA. Customer support E-mail : info@premiermedcorp.com

Tel.: +91 2602780112/113 • Website : www.premiermedcorp.com

Part No.: (S)P113-INS-002, Rev.: AD, Date: 2025-09-21

• ISO 13485 & EN ISO 13485 Certified Company

②