

# UNICEF SUPPLY | 360°

Procurement Update: Highlights and priorities

## Ensuring Health Equity: Partnerships for Accessible Quality Products

Alex Costa  
Chief, Health Technology Centre  
UNICEF Supply Division

04 December 2024



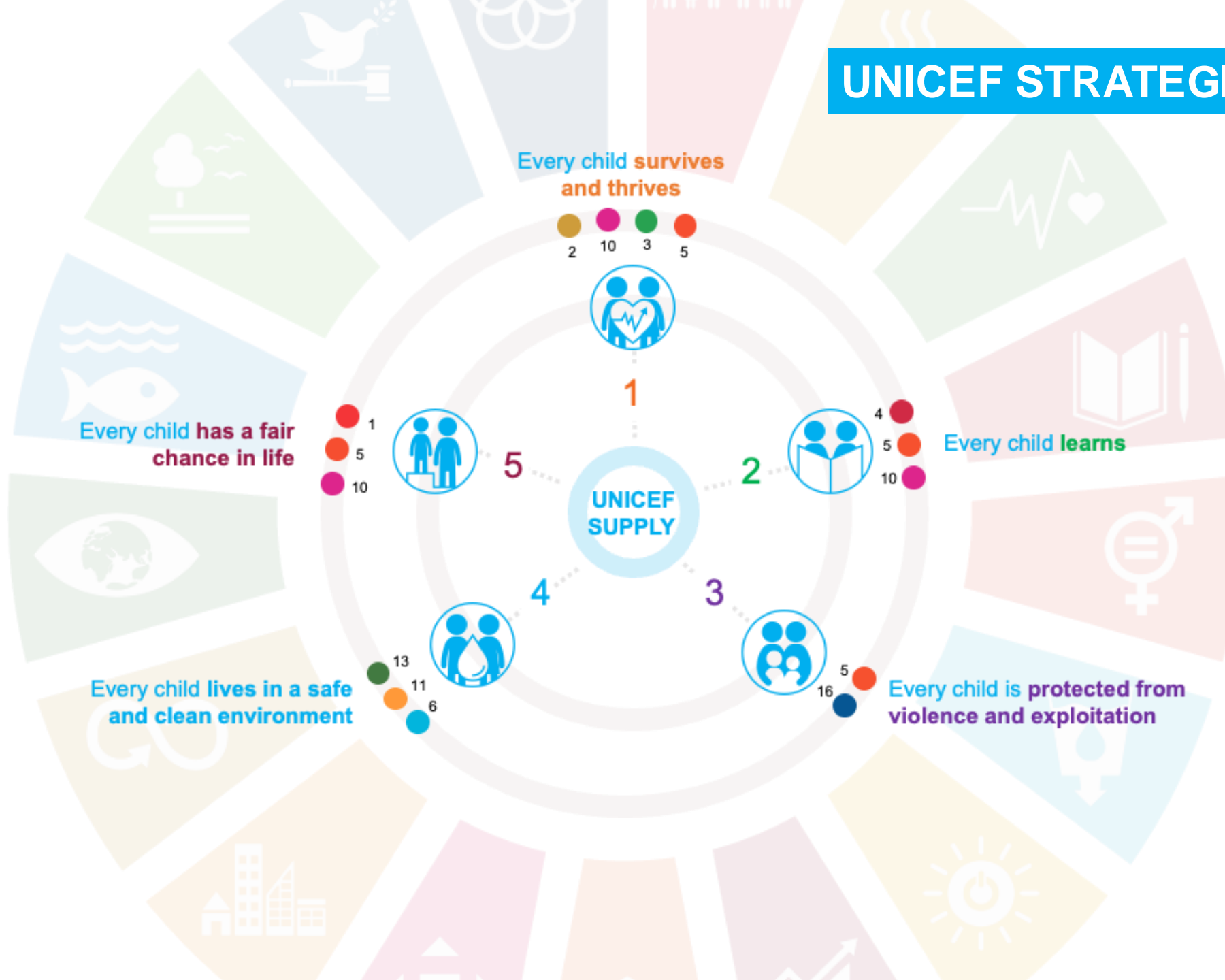
# UNICEF Supply Division

The UNICEF Supply Function is guided by a strategic framework to achieve **equitable access** to essential supplies and services for every child.



# UNICEF STRATEGIC PLAN (2022 – 2025)

Supply function is central to achieving the **five goals** of the UNICEF Strategic Plan, informed by the SDGs



# SUPPLY STRATEGIC FRAMEWORK

*Equitable access to essential supplies and services for every child.*



# PROCUREMENT AND DELIVERY

In 2023,  
UNICEF procured

**\$5.244  
billion**

**GOODS  
\$3.500  
billion**

**SERVICES  
\$1.744  
billion**

in 162 countries and areas,  
in response to the growing  
needs of children.





# PROCUREMENT AND DELIVERY

## TOP SUPPLIES IN 2023



**\$2.211 billion**  
Vaccines/ biologicals



**\$262.8 million**  
Nutrition supplies



**\$158.1 million**  
Medical supplies  
and equipment



**\$152.5 million**  
Water and sanitation  
supplies



**\$148.6 million**  
Pharmaceuticals



**\$105.9 million**  
Cold chain equipment



**\$101 million**  
Education supplies



**\$47.2 million**  
Shelter/field equipment



**\$29.9 million**  
Clothing and footwear



**\$27.8 million**  
Long-lasting  
insecticidal nets

# EMERGENCY SUPPLY RESPONSE OVERVIEW 2023

What were the  
top supplies in  
emergencies?



**\$249.36  
million**

Vaccines and  
biologicals



**\$181.84  
million**

Nutrition



**\$89.37  
million**

Medical supplies  
and equipment



**\$86.05  
million**

Education  
supplies



**\$85.55  
million**

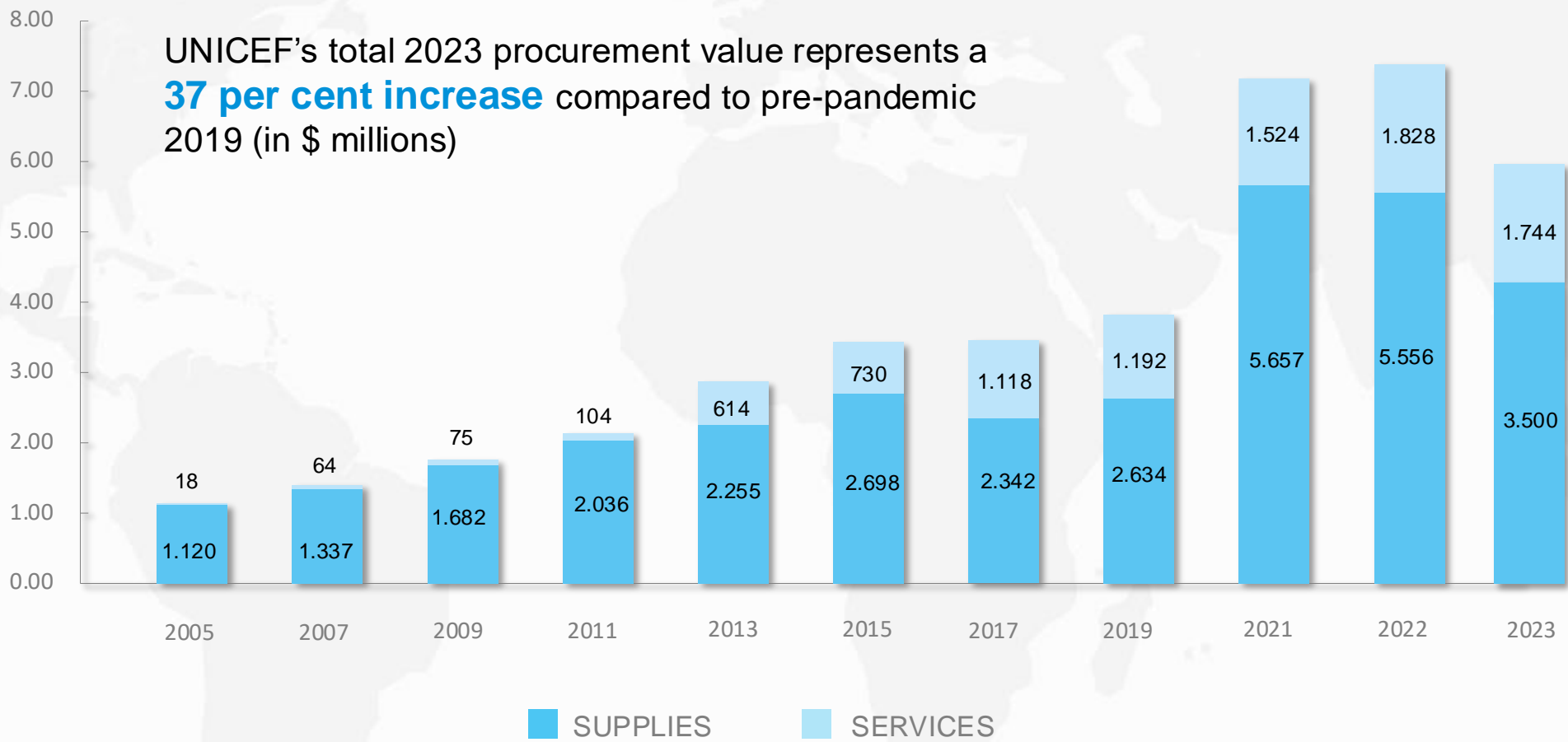
Water and  
sanitation

UNICEF  
delivered  
**\$893.07 million** in  
emergency supplies  
to 81 countries



# PROCUREMENT AND DELIVERY

*Growth in procurement: 2005 – 2023*





# SUPPLIER COUNTRIES

United States  
\$713.43

Belgium  
\$625.3

India  
\$482.1

Denmark  
\$270.4

Yemen  
\$201.3

United Kingdom  
\$200.8

France  
\$190.8

Countries from which UNICEF procurement of supplies and services exceeded \$10 million, based on country of invoice (in \$ millions).

11,666 suppliers in 176 countries

\$60 million – \$80 million

**Nigeria** \$79.0  
**Afghanistan** \$72.5  
**Türkiye** \$68.2  
**Ethiopia** \$66.3  
**Democratic Republic of the Congo (the)** \$61.9  
**Russian Federation (the)** \$60.9  
**Kenya** \$60.7

\$20 million – \$40 million

**Sudan (the)** \$32.3  
**Mozambique** \$32.2  
**Somalia** \$29.9  
**Chad** \$28.8  
**South Africa** \$28.0  
**Malawi** \$26.3  
**Madagascar** \$21.7  
**Iraq** \$21.2  
**Cyprus** \$20.3

\$40 million – \$60 million

**Luxembourg** \$54.3  
**Germany** \$51.6  
**Bangladesh** \$51.1  
**Switzerland** \$44.5  
**Netherlands (the)** \$43.4  
**South Sudan** \$42.0  
**Jordan** \$40.4

\$15 million – \$20 million

**Niger (the)** \$19.5  
**Haiti** \$19.3  
**Italy** \$19.2  
**Côte d'Ivoire** \$19.1  
**Brazil** \$17.9  
**Venezuela (Bolivarian Republic of)** \$17.6  
**Burkina Faso** \$17.5

\$10 million – \$15 million

**Uganda** \$14.2  
**State of Palestine** \$12.7  
**Colombia** \$11.9  
**Myanmar** \$11.8  
**Austria** \$11.1  
**Spain** \$10.9  
**Egypt** \$10.9  
**Chile** \$10.4  
**Canada** \$10.1  
**Norway** \$10.1

Programme countries

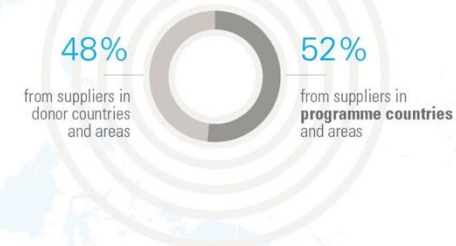
Donor countries

\$100 million – \$150 million

**China** \$136.2  
**Singapore** \$135.2  
**Republic of Korea (the)** \$126.3  
**Ukraine** \$111.1  
**Lebanon** \$109.1  
**Pakistan** \$107.1  
**Indonesia** \$105.2  
**United Arab Emirates (the)** \$104.9

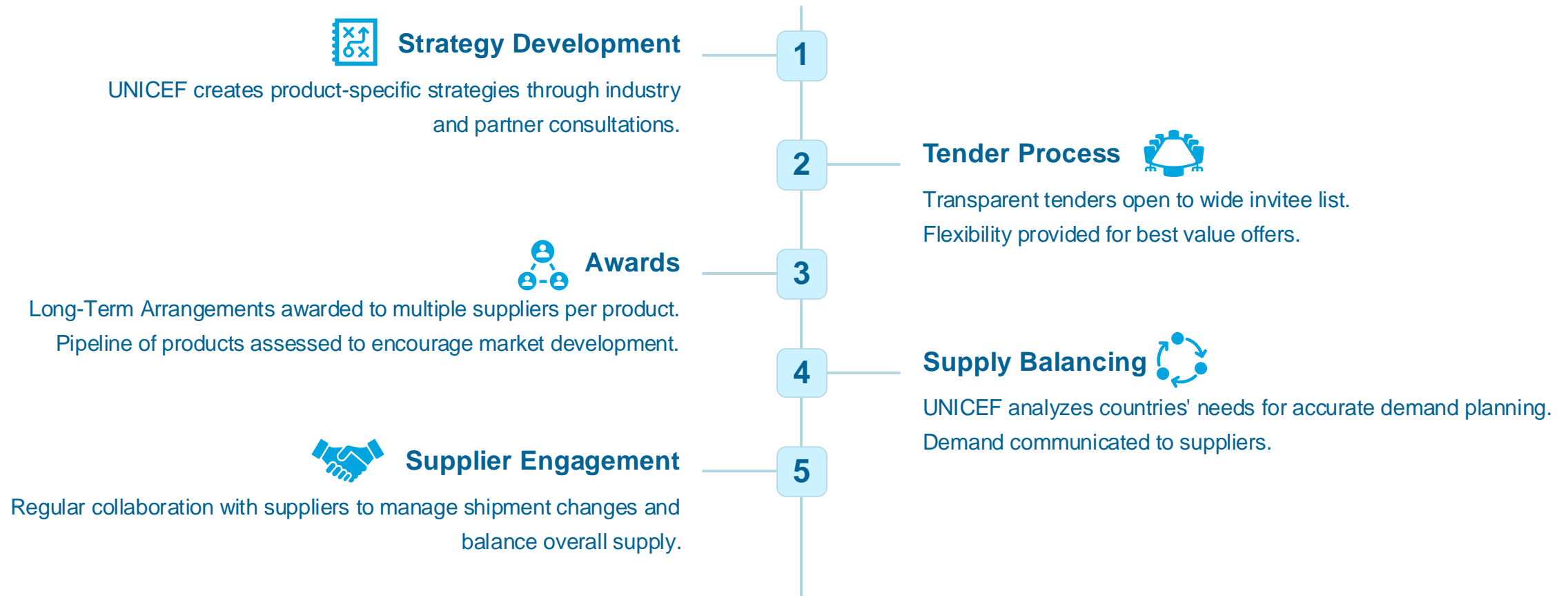


PROCUREMENT VALUE



# UNICEF CONTRACTING & PROCUREMENT PROCESS

UNICEF's procurement process involves strategy development, tender process, awards, supply balancing, and supplier engagement. These elements ensure efficient and effective procurement for global humanitarian efforts.





# SUSTAINABILITY AT UNICEF

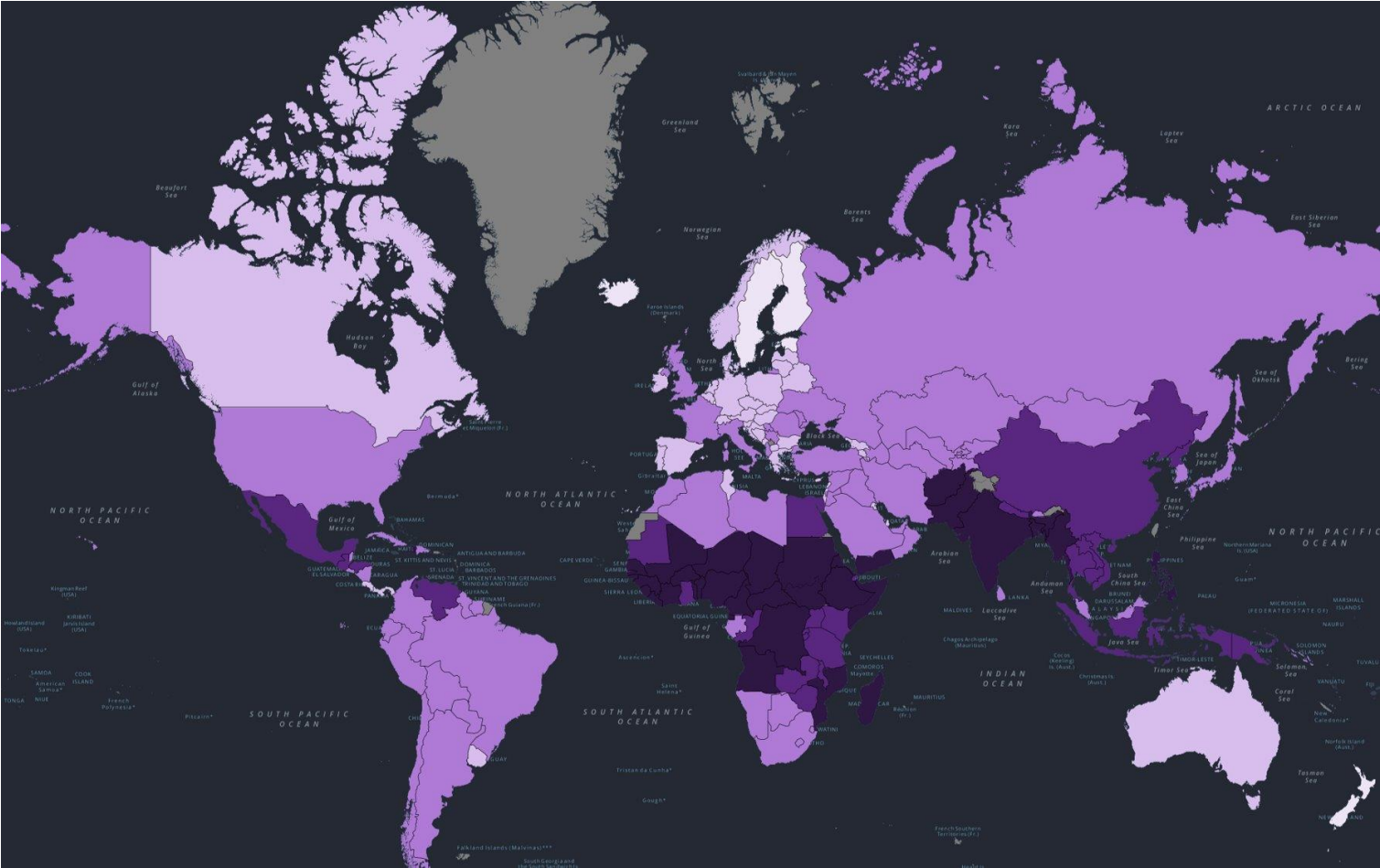


SUSTAINABILITY AT UNICEF

THE CLIMATE CRISIS

1 BILLION  
CHILDREN  
live in  
extremely  
high-risk  
countries

99% of all children  
exposed to at least  
one major climate  
hazard, shock and  
stress



Number of Hazards, Shocks or Stresses:





# SUSTAINABILITY AT UNICEF

## ACTION PLAN

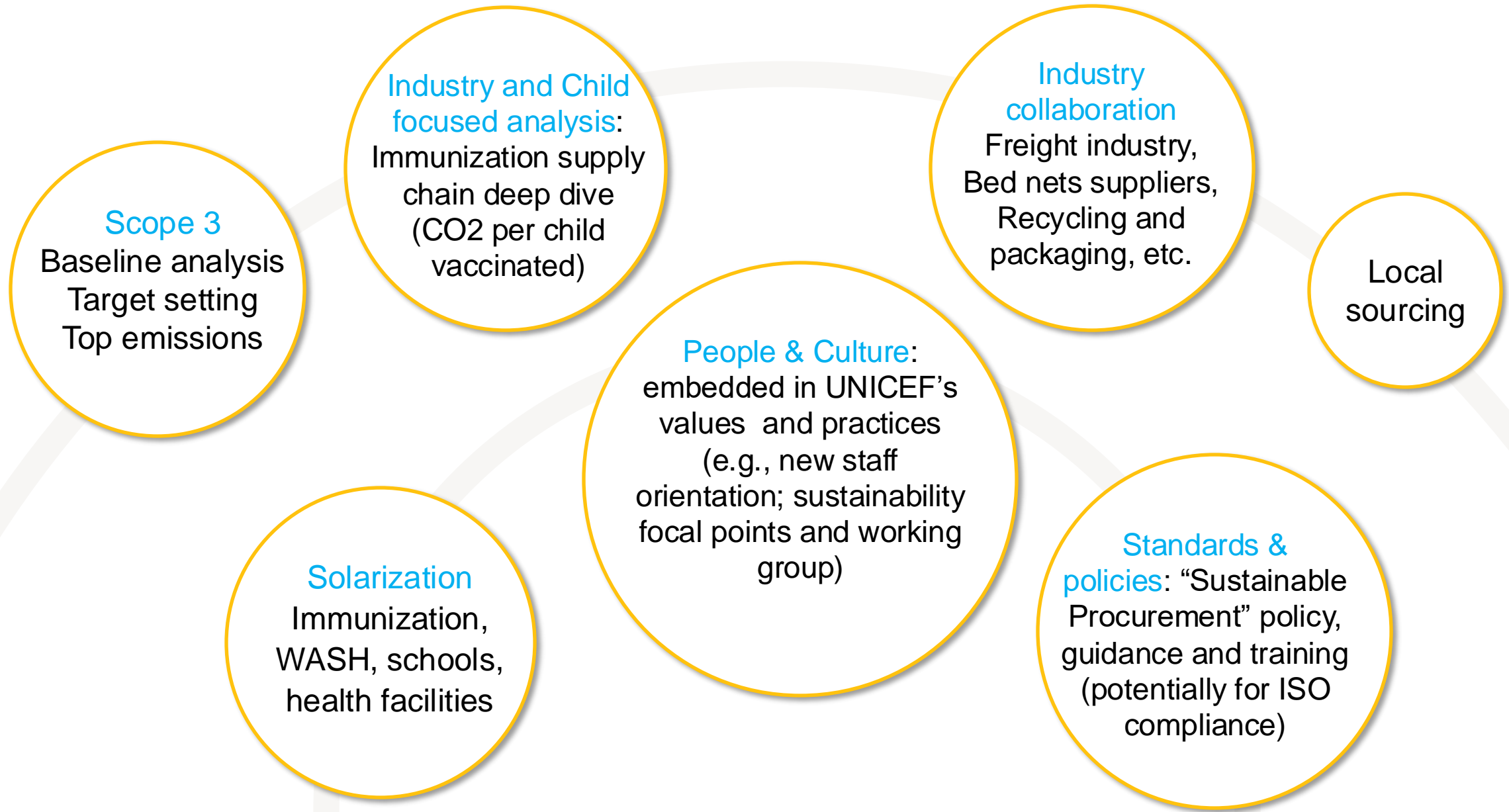
Every child can grow up in a clean, healthy and sustainable climate and environment.

**REDUCE** emissions within UNICEF and our global network of partners, governments, and suppliers

**EMPOWER** every child to be a champion for the environment and climate

**PROTECT** lives through resilience building: adapt essential services to a changing climate







UNICEF | for every child



Contact/name of presenter