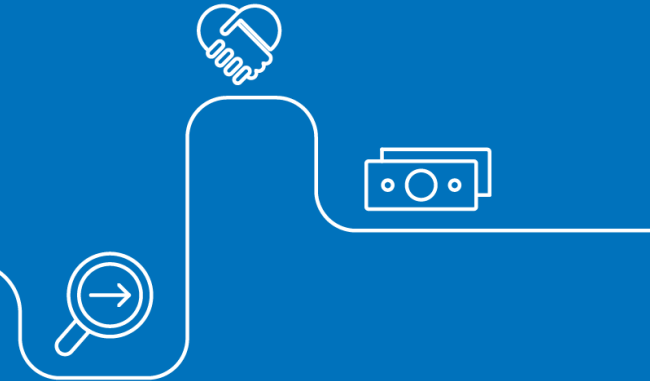


Medical Procurement in UNHCR

From Public Health perspective



UNHCR's Mandate



© UNHCR/Andrew McConnell

Responding with life-saving support

safeguard the rights and well-being of
people who have been forced to flee

Safeguarding fundamental human rights

ensure that everybody has the right to
seek asylum and find safe refuge in
another country

Building better futures

secure lasting solutions

Who we help

For over 70 years, UNHCR has helped millions of people to restart their lives.

They include refugees, returnees, stateless people, the internally displaced and asylum-seekers.



© UNHCR/Andrew McConnell



UNHCR's Workforce

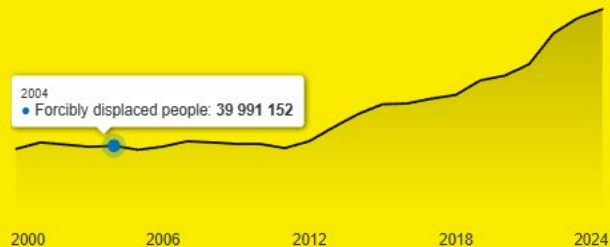
- Over **20 000 employees**
- **91%** of staff works in the **field**
- Present in **136 countries**
- Budget 2023: **10,929 billion USD**
- Headquarters in Geneva | Global Service Centers in Budapest and Copenhagen

Statistics on Forced Displacement

122.6 MILLION

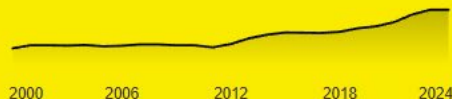
Forcibly displaced people worldwide

at mid-2024 as a result of persecution, conflict, violence, human rights violations or events seriously disturbing public order.



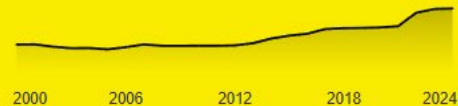
68.3 MILLION

are internally displaced people (Source: IDMC, as of end-2023)




37.9 MILLION

are refugees



8 MILLION

are asylum-seekers



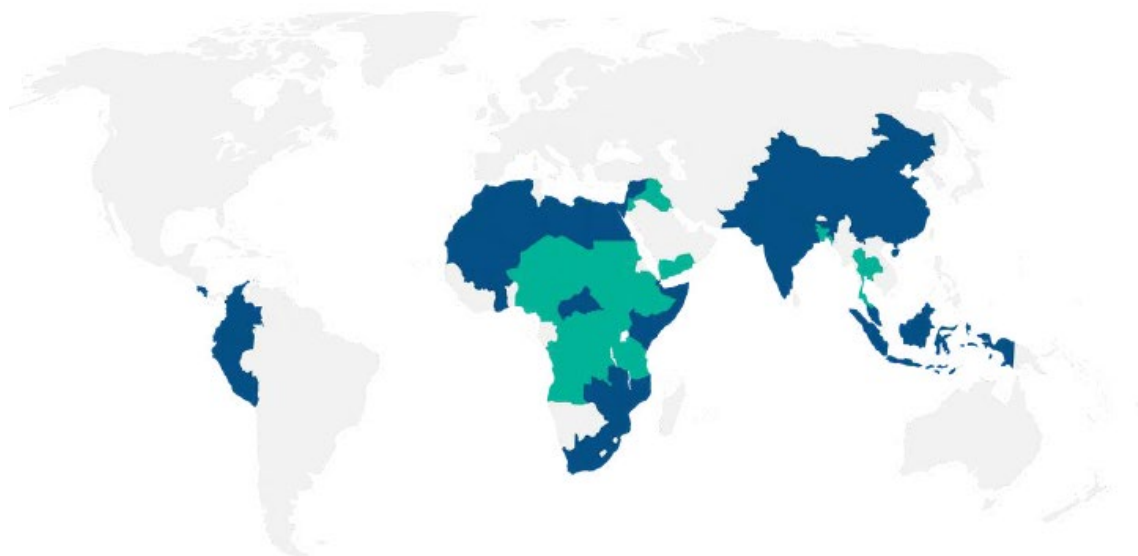
5.8 MILLION

are other people in need of international protection



Last update: 8 October 2024

Public Health Programmes



Countries with public health programmes



Countries with public health programmes using iRHIS

Public Health Programmes | Strategic approaches

Different approaches



Emergency Phase

Focus on enabling health services during emergencies.



Post-Emergency Phase

Emphasis on scaling up to comprehensive health care.



Protracted Situation

Integration into the national system.

Partnership Support

Health services are supported by partners.

Distinction between camp and out-of-camp settings

UNHCR Objective:

Support existing health services and enable Ministries of Health to provide equal services to refugees.

Establishing Dedicated Health Services:

Only if refugees face challenges accessing quality services due to remoteness, policy restrictions, or prohibitive costs.

Public health Programmes in refugee setting | Key figures

Consultations

Gender	Refugee	National	Total
	3,273,405	617,774	3,891,179
	4,429,815	919,936	5,349,751
Total	7,703,220	1,537,710	9,240,930

Health Facility Utilization Rate

New Visits	Population	1.0 - 4.0 new visit / refugee / year	Rate
6,994,903	5,520,867		1.27





Description

Rate at which new visits are made to health facilities in one year




Formula

$(\text{Number of new visits made} / \text{Total population}) \times 12$

Crude Mortality Rate

Gender	Deaths	Population	< 0.75 / 1000 / month	1000 / month
	3,167	2,632,326		0.10
	2,630	2,888,540		0.08
Total	5,797	5,520,867		0.09

Under 5 Mortality Rate

Deaths	U5 Population	< 1.5 / 1000 / month	1000 / month
1,104	515,905		0.18
883	515,337		0.14
1,987	1,031,242		0.16

Skilled Birth Attendance

93%

104,679
Birth
Attended

112,412
Live & Still
Birth

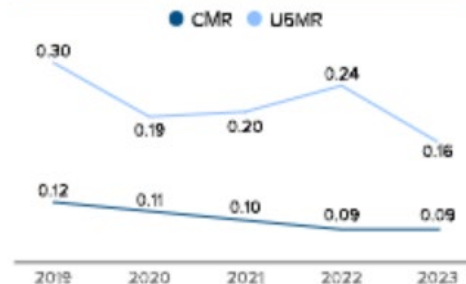
Coverage of complete antenatal care

79%

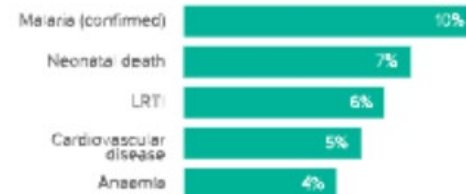
87,777
Pregnant Women
≥4 Visits

111,230
Live Birth

Crude Mortality and Under Five Mortality Rates



Main causes of mortality (%)



The Role of Supply

Supply is an integral part of UNHCR's Operations, Protection and Solutions.

We aim to deliver **quality goods and services** better and faster across UNHCR and to people forced to flee, by making our supply chain **simple, swift** and **sustainable**.



©UNHCR/Colin Delfosse

Procurement Process



© UNHCR/Diego Ibarra Sánchez

- Suppliers are selected through an open competitive bidding process following UNHCR procurement policies and guidelines
- Most frequently required goods and services are purchased by UNHCR using Frame Agreements (FAs).
- These are contracts with agreed terms and conditions for a fixed period, particularly with regard to items, price, quality, quantity and delivery
- Examples: core relief items* (CRIs), freight forwarding services, IT equipment, light vehicles, inspections services, medical supplies, etc.
- Procurement opportunities can be found on [UNGM](#) or [UNHCR website](#).

Core Relief Items: such as tents, kitchen sets, plastic tarpaulins, blankets and solar lanterns

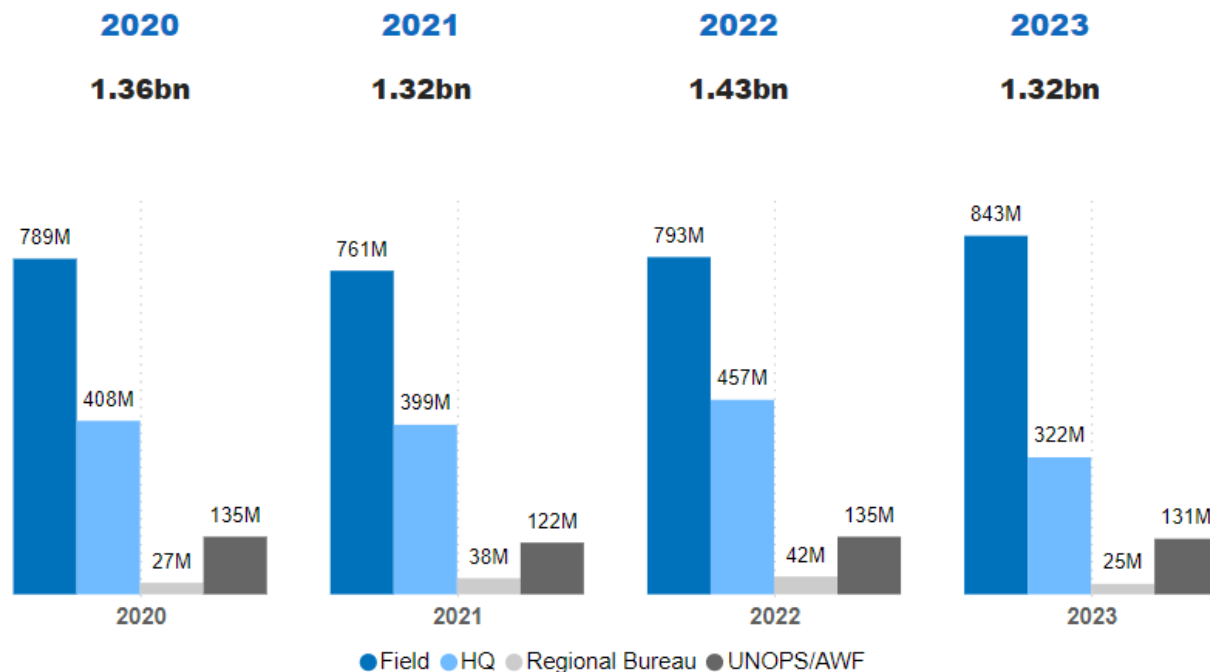
Procurement in Figures 2023



© UNHCR/Elyor Nemat

Annual Procurement Value

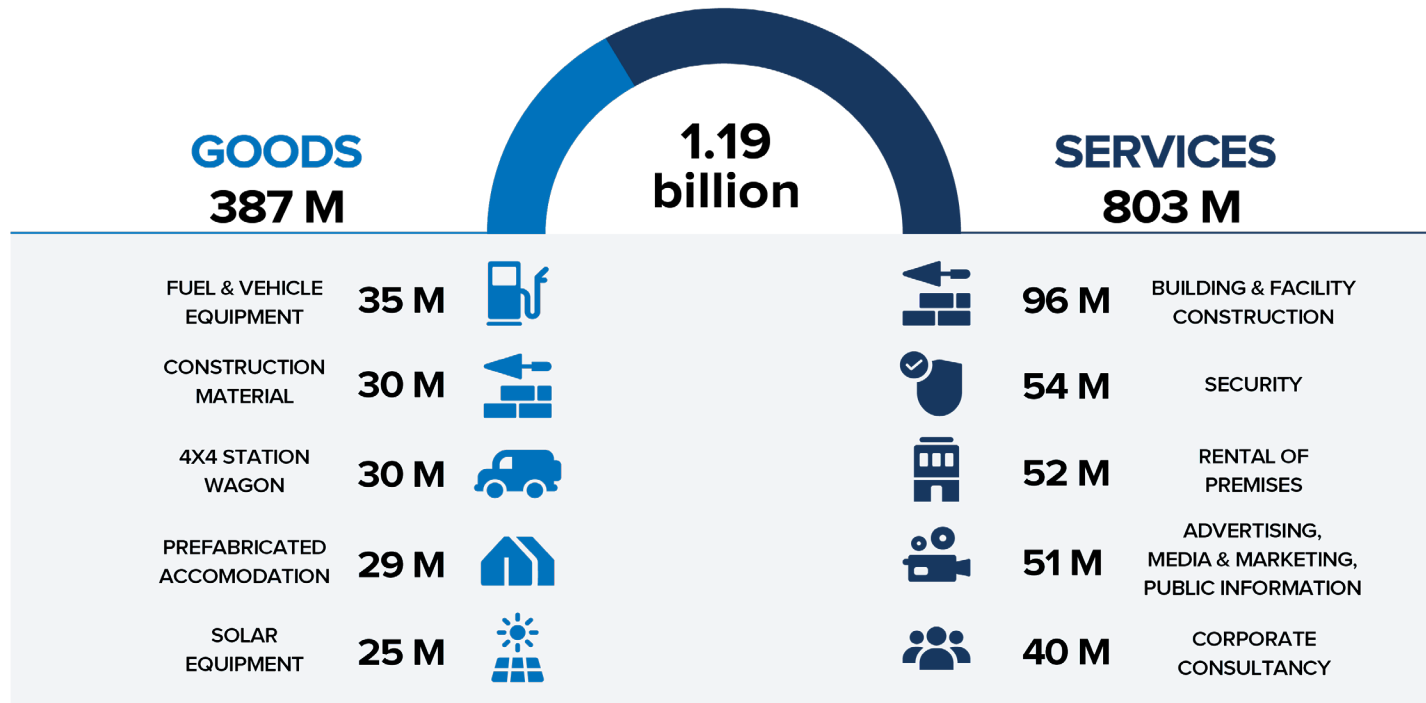
(USD | global)



N.B.: Data provided as per current reporting methodology, i.e., excludes Cash Based Interventions, individual consultants and contractors and procurement conducted by UNHCR implementing partners.

Top 5 Goods and Services purchased in 2023

based on their value in USD



N.B.: Data provided as per current reporting methodology, UNOPS Services, Cash Based Interventions, individual consultants and contractors procurement conducted by UNHCR implementing partners are excluded here.

Medical procurement in figures

Sum of PO Value (USD)

60,000,000.00

50,000,000.00

40,000,000.00

30,000,000.00

20,000,000.00

10,000,000.00

0.00

Medical and surgical supplies

Medical equipment and devices

Medicines, drugs

■ 2020

48,690,006.06

5,672,094.77

10,672,854.00

■ 2021

25,460,673.81

5,876,047.87

7,734,306.16

■ 2022

18,076,232.18

3,118,337.65

7,711,556.46

■ 2023

8,077,811.07

3,042,629.21

7,495,767.75

■ 2024

5,330,171.32

84,357.48

8,109,858.26

Years (Creation Date PO) ▾

■ 2020

■ 2021

■ 2022

■ 2023

■ 2024

Supply & Procurement Challenges and Solutions for Medicines and Medical Supplies

Operational Challenges

Import Regulations: Stringent or unclear regulations in countries with less mature authorities.

Lengthy Approval Processes: Delays in obtaining [green lights](#) for importation.

Shelf-Life Requirements: Difficulty meeting local requirements due to logistical constraints.

Storage Limitations: Lack of adequate storage capacity at the operational level (implementing partners).

Forecasting Issues: Difficulty in accurately forecasting needs and placing orders on time.

Solutions Organizational Improvements

New Supply Transactional Unit: Dedicated unit to oversee and streamline HQ orders, ensuring consistent follow-ups.

Regular Meetings with FA Holders: Strengthened communication with Framework Agreement suppliers to address issues, monitor Purchase Order (PO) statuses, and anticipate challenges.

Finding solutions with suppliers to adapt to market conditions

Supplier-Side Challenges

Pricing and Justifications: Quoted prices must align with contracts; any deviations require justification, adding complexity to the process.

Stock Availability: Suppliers often do not maintain stock for UNHCR, as we do not provide adequate procurement data or forecasts.

Decentralized System: Procurement processes involve coordination between HQ and operations, complicating communication and workflows.

Environmental impact

Packaging Waste: Medical supplies often require single-use, sterile packaging to maintain hygiene, leading to substantial plastic waste.

Carbon Footprint: Transporting supplies globally generates significant greenhouse gas emissions.

Traceability: Limited visibility into tier-2 and tier-3 suppliers makes it hard to ensure that raw materials are sourced responsibly.



Thank you for your
interest in becoming
a supplier to **UNHCR**

Visit our website:

unhcr.org/supply

© UNHCR/Hallouli Mohamed Aneur