

**TITLE: Refrigerator or combined refrigerator and water-pack freezer: intermittent mains powered, compression cycle**

<i>Specification reference:</i>	E003/RF03.7
<i>Product verification protocol:</i>	E003/RF03-VP.5
<i>Issue date:</i>	22 October 2020
<i>Date of previous revision:</i>	02 December 2024

**Contents**

<b>1. Scope .....</b>	<b>2</b>
<b>2. Normative references.....</b>	<b>3</b>
<b>3. Terms and definitions.....</b>	<b>4</b>
<b>4. Requirements.....</b>	<b>6</b>
4.1 General .....	6
4.2 Performance.....	7
4.2.1 Operating temperature range .....	7
4.2.2 Refrigeration cycle .....	7
4.2.3 Design of vaccine storage compartment .....	7
4.2.4 Vaccine freeze protection classification .....	7
4.2.5 Water-pack freezing capacity (combined units only) .....	8
4.2.6 Water-pack storage compartment capacity (combined units only) .....	8
4.2.7 Temperature control.....	8
4.2.8 Thermostat .....	8
4.2.9 Equipment monitoring system.....	8
4.2.10 Humidity control .....	10
4.2.11 Indicator light .....	11
4.2.12 Holdover times .....	11
4.2.13 Minimum rated ambient temperature.....	11
4.2.14 Power system requirements and consumption.....	11
4.2.15 Condensation management and defrosting .....	11
4.2.16 Lock.....	12
4.2.17 Corrosion resistance .....	12
4.2.18 Electrical safety rating .....	12
4.2.19 Markings and labelling.....	12
4.2.20 Vaccine storage advice.....	12
4.2.21 Electromagnetic compatibility.....	13
4.3 Environmental requirements.....	13
4.3.1 Ambient temperature range during transport and storage.....	13
4.3.2 Ambient humidity range during transport, storage and use .....	13
4.4 Physical characteristics .....	13
4.4.1 Overall dimensions.....	13
4.4.2 Weight.....	13
4.5 Interface requirements.....	14

4.5.1	Electrical components .....	14
4.5.2	Power lead .....	14
4.6	Human factors .....	14
4.6.1	General design .....	14
4.6.2	Control panel, indicator light, and thermometer .....	14
4.6.3	PQS stickers .....	14
4.7	Materials .....	15
4.7.1	Refrigerant .....	15
4.7.2	Thermal insulation foaming agents .....	15
4.7.3	Other restricted materials .....	15
4.7.4	PCM .....	15
4.8	Warranty .....	15
4.9	Servicing provision .....	15
4.9.1	Essential spare parts and user maintenance tools/supplies .....	16
4.10	Disposal and recycling .....	16
4.11	Instructions .....	16
4.12	Training .....	18
4.13	Verification .....	18
<b>5.</b>	<b>Packaging .....</b>	<b>18</b>
<b>6.</b>	<b>On-site installation .....</b>	<b>18</b>
<b>7.</b>	<b>Product dossier .....</b>	<b>18</b>
<b>8.</b>	<b>On-site maintenance .....</b>	<b>19</b>
<b>9.</b>	<b>Change notification .....</b>	<b>19</b>
<b>10.</b>	<b>Defect reporting .....</b>	<b>19</b>
	<b>Annex 1: Temperature zone symbol for refrigerators .....</b>	<b>20</b>
	<b>Annex 2: Refrigeration symbols .....</b>	<b>20</b>
	<b>Annex 3: Fully frozen Water-pack determination .....</b>	<b>21</b>
	<b>Annex 4: Freeze protection classification symbol for refrigerators .....</b>	<b>21</b>
	<b>Revision history .....</b>	<b>22</b>

## 1. Scope

This specification defines the requirements for a mains-powered compression cycle appliance that includes a refrigerator for storing vaccines, or that includes a combined vaccine refrigerator and [water-pack](#) freezer. Products in this category of appliances are used primarily in areas with an intermittent electricity supply (e.g. eight to 20 hours of reliable electricity per typical day; or less than eight hours of reliable electricity per typical day). Some technologies may also be suitable for as little as four hours of electricity per day.

The type testing protocol (**PQS E003/RF03-VP.5**) is used to verify these and other capabilities. Intermittent mains power may be supplied through grid electricity or from a generator on-site. Three temperature zone designations are described: [moderate zone](#), [temperate zone](#) and [hot zone](#). However, all appliances are to be tested at +43°C. In addition, appliances are tested to establish a [minimum rated ambient temperature](#) designation.

Appliance design must account for performance degradation over the 10-year target life of the appliance in order to sustain [acceptable temperature range](#) and [water-pack freezing capacity](#) and other appliance features (if included).

The build quality of the appliance and all ancillary components must be consistent with the conditions under which these appliances are used, including, but not limited to, the following:

- Transport by air, sea and over rough, dusty road surfaces,
- High temperatures in transport, storage and operation,
- Low temperatures in transport, storage and operation,
- High humidity in transport, storage and operation,
- Operating locations with high wind and high density of dust particles,
- Operating locations near corrosive marine environments,
- Users with inconsistent training, and/or
- Users with no specific maintenance tools.

## 2. Normative references

(use most recent version of each reference)

EMAS: European Union Eco-Management and Audit Scheme.

EN ISO 6270-1 / ASTM D2247 / EN 13523-26: 2017 Determination of resistance to humidity – Part 1: Continuous condensation.

EN ISO 6270-2 / EN 13523-25: 2017 Determination of resistance to humidity - Part 2: Procedure for exposing test specimens in condensation-water atmospheres. GHS Rev 5. United Nations: Globally Harmonized System of Classification and Labelling of Chemicals.

IEC 60335-1: 2020 Amendment 1: Household and similar electrical appliances - Safety Part 1: General requirements.

IEC 60335-2-24: 2020 Household and similar electrical appliances - Safety - Part 2-24: Particular requirements for refrigerating appliances, ice-cream appliances and ice- makers.

IEC 60364-1: 2006 Low -voltage electrical installations - Part 1: Fundamental principles, assessment of general characteristics, definitions.

IEC 61000-6-1: 2019 Electromagnetic compatibility (EMC) Generic standards - Immunity for residential, commercial and light-industrial environments. IEC 61000-6-3 edition 2.1: 2011: Electromagnetic compatibility (EMC) Generic standards - Emission standard for residential, commercial and light-industrial environments.

IEC 62552-1: 2015 Household refrigerating appliances – Characteristics/tests.

ISO 2409: 2021 Paints and varnishes – cross cut test (external cabinet). ISO 6272 / EN 13523-5: Impact resistance - external cabinet.

ISO 9001: 2015 Quality Management Systems – Requirements.

ISO 14001: 2015 Environmental management systems - Requirements with guidance for use.

ISO 20282-1: 2006 Ease of operation of everyday products - Part 1: Context of use and user characteristics.

ISO/IEC 17025: 2017 General requirements for the competence of testing and calibration laboratories.

WHO/PQS/E006/TR06 30-day electronic refrigerator temperature logger

WHO/PQS/E005/IP01 Water-packs for use as ice-packs, cool-packs and warm- packs.

WHO/PQS/E006/TH02 Fixed gas or vapour pressure dial thermometer.

WHO/PQS/E006/TH06 Integrated electronic maximum-minimum thermometer, with factory programmed alarms, for vaccine refrigerators and freezers.

WHO/PQS/E003/BC01 Global asset identification

### 3. Terms and definitions

**Acceptable compartment humidity:** The acceptable compartment humidity is 55% or lower at +2-8°C during relevant verification testing. However, transient excursions during testing above this value will be tolerated, with the following limits:

- No excursion may exceed 65% at +2-8°C when the appliance is supplied with power and after any initial starting period defined in verification protocols.
- The average compartment humidity during relevant verification testing remains 55% or lower at +2-8°C when the appliance is supplied with power and after any initial starting period defined in verification protocols.

**Acceptable temperature range:** The acceptable temperature range for storing vaccine is +2°C to +8°C. However, transient excursions outside this range will be tolerated, within the following limits:

- No excursion must exceed +20°C ( $\pm 0.5^\circ\text{C}$ ) for any amount of time,
- No excursion must drop below -0.5°C for any amount of time,
- No excursion must drop below 0°C for longer than 1 hour, and
- Following an excursion below 0°C, the appliance must return to safe operating temperature (i.e. consistently between +2°C and +8°C) within two hours. This duration will be measured from the moment the temperature drops below 0°C and up until it returns to +2°C.

The cumulative effect of any excursions within the above range will be assessed over the five-day period of the *day/night* test. For this test, the calculated mean kinetic temperature (MKT)<sup>1</sup> must remain within the range +2°C to +8°C when the default activation energy is set at 83,144 kJ per mol. Using the recorded temperature data, an MKT figure will be calculated for each sensor. The worst-case result will determine the outcome of the test. Excursions in other tests will be noted and must not exceed the defined upper and lower limits.

**Ambient humidity:** The relative humidity (%) of the chamber in which the appliance is being tested.

**Compartment humidity:** The relative humidity (%) of the vaccine compartment of the appliance.

**Cool-down time:** The time required to initially cool an appliance to achieve stable operating conditions within the acceptable temperature range for vaccine storage and achieve its' full holdover time.

**Equipment Monitoring System (EMS):** The general term used to describe the associated components, sensors, devices, appliances, and data systems that enable cold chain equipment monitoring.

**Equipment Monitoring Device (EMD):** A device that functions to 1) retrieve data from the appliance logger and other onboard sensors and 2) store, analyse and communicate data, errors, and alarms, and is the subject of specification **WHO/PQS/E006/EM01**. An EMD may be integrated within or external to the appliance as further defined below:

- External Equipment Monitoring Device (E-EMD): An EMD that is not integrated in the appliance and utilizes the M2M connection for data transmission and optional power supply.
- Integrated Equipment Monitoring Device (I-EMD): An EMD that has some or all its components built into the appliance at the point of manufacture. The I-EMD does not utilize the M2M for data transmission or power supply. The M2M affords access to the

---

<sup>1</sup> Refer to Seevers, R. et al. The Use of Mean Kinetic Temperature (MKT) in the Handling, Storage and Distribution of Temperature Sensitive Pharmaceuticals. Pharmaceutical Outsourcing, May/June 2009.

integrated logger for E-EMDs.

**Freezing temperature on walls / lining of vaccine compartment:** For sensors placed in direct contact with the walls/lining of the vaccine compartment, freezing temperature is defined as any of the following conditions:

- Excursion between  $-0.5^{\circ}\text{C}$  and  $0^{\circ}\text{C}$  for longer than one hour,
- Excursion equal to or below  $-0.5^{\circ}\text{C}$  for any amount of time, and/or
- Inability to return to safe operating temperature (i.e. consistently between  $+2^{\circ}\text{C}$  and  $+8^{\circ}\text{C}$ ) within two hours following an excursion equal to or below  $0^{\circ}\text{C}$ .

**Freeze protection classification:** The freeze protection classification is based on the number of user interventions required to ensure freeze protection.

- *Grade A, user-independent freeze protection (UIFP):* when the appliance is used within its nominated temperature range (upper hot zone temperature  $+43^{\circ}\text{C}$  and minimum rated ambient temperature) there is no intervention required by the user to ensure that the vaccines will not be exposed to freezing temperatures outside of the acceptable temperature range, whatever the position of the vaccines in the vaccine storage compartment.
- *Grade B, user-dependent freeze protection (UDFP):* Even if the appliance is used within its nominated temperature range, the user must comply with a procedure provided by the legal manufacturer and requiring one level of intervention (e.g. the requirement to use baskets or any other single item constitutes one level of intervention by the user) in order to ensure that the vaccines will not be exposed to freezing temperatures outside of the acceptable temperature range.
- *Grade C, user-dependent freeze protection (UDFP):* Even if the appliance is used within its nominated temperature range, the user must comply with a procedure provided by the legal manufacturer requiring more than one level of intervention (e.g. the requirement to use baskets and insulation barriers or covers) in order to ensure that the vaccines will not be exposed to freezing temperatures outside of the acceptable temperature range.

**Gross volume:** The measured volume of the airspace inside the internal compartment of the appliance with the door or lid shut. For combined appliances, the gross freezer volume and the gross refrigerator volume are reported separately.

**Holdover time:** The time in hours during which all points in the vaccine compartment remain between  $+2^{\circ}\text{C}$  and  $+8^{\circ}\text{C}$ , at the maximum ambient temperature of the temperature zone for which the appliance is rated, after the power supply has been disconnected.

**Hot zone:** Hot zone appliances must operate at a steady  $+43^{\circ}\text{C}$  ambient temperature and over a  $+43^{\circ}\text{C}/+25^{\circ}\text{C}$  day/night cycling temperature range.

**Humidity control:** A functional capability of a vaccine storage compartment, by which relative humidity levels are controlled while power is available such that limited or no condensation accumulates on compartment, vial or secondary carton surfaces and mould growth is inhibited.

**In writing:** Communication by letter, fax or email.

**Legal manufacturer:** The natural or legal person with responsibility for the design, manufacture, packaging and labelling of a product or device before it is placed on the market under the person's own name, regardless of whether these operations are carried out by that person or on that person's behalf by a third party.

**Minimum rated ambient temperature:** The lowest constant ambient temperature at which the acceptable temperature range can be maintained with a full vaccine load. All models must be able to operate at a continuous minimum ambient temperature of  $+10.0^{\circ}\text{C}$  or lower whilst maintaining the acceptable temperature range.

**Moderate zone:** Moderate zone appliances must operate at a steady  $+27^{\circ}\text{C}$  ambient temperature and over a  $+27^{\circ}\text{C}/+10^{\circ}\text{C}$  day/night cycling temperature range.

[Montreal Protocol](#): Montreal Protocol on Substances that Deplete the Ozone Layer.

[Phase change material \(PCM\)](#): A material, other than water, which changes state between solid and liquid or changes between two different solid crystallization states over a defined temperature range, absorbing or releasing heat during the phase change. This process is reversible and can be useful for thermal control in cold chain devices and products.

[Primary container](#): Vial, ampoule, prefilled device, plastic dispenser or tube containing vaccine or diluent. Some products are supplied in a light card carton containing a single vial, ampoule, vial pair, vial-ampoule pair, or prefilled device.

[Reseller](#): A commercial entity, licensed to act on behalf of a legal manufacturer, and which carries product liability and warranty responsibilities no less onerous than those carried by the legal manufacturer.

[Temperate zone](#): Temperate zone appliances must operate at a steady +32°C ambient temperature and over a +32°C/+15°C day/night cycling temperature range.

[User-dependent freeze protection \(UDFP\)](#): Refrigeration technology that requires appliance users (e.g., healthcare workers) to perform specific actions (user interventions) in order to ensure vaccine protection against freezing temperatures (e.g. store vaccines in baskets, away from compartment wall surfaces).

[User-independent freeze protection \(UIFP\)](#): Refrigeration technology that requires appliance users (e.g. healthcare workers) to perform no specific actions (user interventions) in order to ensure vaccine protection against freezing temperatures.

[User intervention](#): Any activity that is required to be executed by appliance users in order to ensure vaccine protection against freezing. Activities could include, but are not limited to, basket storage, storage compartment covers, thermostat/fuel adjustment, and combustion component replacement.

[Vaccine net storage capacity](#): The net storage capacity is the space where it is suitable (both thermally and ergonomically) to store vaccines with any components necessary to operate within the acceptable temperature range fully prepared and in place. If a legal manufacturer would declare more than one vaccine storage capacity for the same internal and external dimensions, they must prequalify with different branding, one model for each different storage volume. This capacity will be published as volume in litres.

[Water-pack](#): A flat, leak proof, plastic container, filled with tap water, complying generally with specification **PQS/E005/IP01**.

[Water-pack freezing capacity](#): The daily maximum weight and number of water- packs which can be fully frozen, in one batch, during a 24-hour freezing cycle.

[Water-pack storage capacity](#): The maximum number of fully frozen water-packs that can remain fully frozen at the end of water-pack storage compartment testing.

## 4. Requirements

### 4.1 [General](#)

Mains-powered compression-cycle refrigerators, with or without [water-pack](#) freezing compartment, are used primarily in areas with an intermittent electricity supply (e.g. eight to 20 hours of reliable electricity per typical day, less than eight hours of reliable electricity per typical day).

Net vaccine storage capacity bands of the refrigerator are based on the capacity bands prescribed and utilized by UNICEF SD. These are: < 30 L; 30 L < 60 L; 60 L < 90 L; 90 L < 120 L; 120 L < 150 L; ≥150 L and above.



## 4.2 Performance

### 4.2.1 *Operating temperature range*

The operating temperature range is indicated on the temperature zone rating sticker attached to appliance front (see Annex 1). All appliances must be able to maintaining the [acceptable temperature range](#) in the vaccine storage compartment when operating in the [hot zone](#) (+43°C) and at a [minimum rated ambient temperature](#) of +10°C or lower.

### 4.2.2 *Refrigeration cycle*

Compression-cycle unit operating on alternating current electricity.

### 4.2.3 *Design of vaccine storage compartment*

The vaccine storage compartment must be designed so that no part, which is outside the [acceptable temperature range](#), can be used to store vaccines either by inadvertent or deliberate misuse. As per the [freeze-protection classification](#) features, appliances complying with this requirement without demanding any intervention from the user will be published as [Grade A](#). Others will be published as [Grade B](#) or [Grade C](#) depending on the level of interventions required. The vaccine storage compartment must provide some means (such as baskets) to enforce physical separation between the vaccines and any surfaces that potentially have condensate on them (such as the floor, ceiling and/or walls of the compartment).

### 4.2.4 *Vaccine freeze protection classification*

The vaccine [freeze protection classification](#) is indicated on the [freeze protection classification](#) sticker attached to appliance front (see Annex 4). The amount of [user intervention](#) required to ensure that the vaccines will not be exposed to freezing temperatures when the appliance is used within its nominated temperature range and minimum rated ambient temperature will be classified and reported as follows:

- [Grade A, user-independent freeze protection](#) (UIFP): when there is no [user intervention](#) required to ensure that the vaccines will not be exposed to [freezing temperatures](#) whatever the position of the vaccine in the vaccine storage compartment.
- [Grade B, user-dependent freeze protection](#) (UDFP): when the user must comply with a procedure provided by the [legal manufacturer](#) and requiring one level of [user intervention](#) (e.g. the requirement to use baskets to avoid vaccine [freezing temperatures](#) constitute one level of [user intervention](#)).
- [Grade C, user-dependent freeze protection](#) (UDFP): when the user must comply with a procedure provided by the [legal manufacturer](#) requiring two or more levels of [user interventions](#) (e.g. a refrigerator that not only requires the use of baskets but also requires use of removable thermal barriers constitutes two levels of [user intervention](#)).

#### 4.2.5 *Water-pack freezing capacity (combined units only)*

In combined units with freezer compartment, a minimum of 1.6 kg and not less than 2.4 kg per 50 litres of gross freezer volume must be frozen per 24 hours. Additionally, a new methodology for measurement of ice production is presented in Annex 3. This will be reflected in the verification protocol for freezers.

#### 4.2.6 *Water-pack storage compartment capacity (combined units only)*

The freezer compartment to hold a minimum of 3.2 kg of fully frozen [water-packs](#) and at least twice the daily [water-pack freezing capacity](#) determined by **E003/RF03-VP.5**. The [water-packs](#) must comply with **E005/IP01**.

#### 4.2.7 *Temperature control*

**Refrigerator compartment:** The zone within the vaccine compartment that is designated for vaccine storage must remain within the [acceptable temperature range](#) during any continuous ambient temperature test(s) or day/night cycling temperature test(s). Combined units must achieve this performance with or without [water-packs](#) in the [water-pack](#) compartment.

**Water-pack freezing compartment:** The [water-pack](#) freezing compartment (if present) must remain below -3°C under the same ambient conditions and the minimum weight of [water-packs](#) described in clause 4.2.5 must remain fully frozen at the end of the power-off cycle.

#### 4.2.8 *Thermostat*

The thermostat must be set to prevent freezing in any part of the vaccine storage compartment. The thermostat must be effective throughout the ambient operating temperature range (down to the [minimum rated ambient temperature](#) – see clause 4.2.13). It must be designed so that it cannot be adjusted by the user. A means for adjustment by a technician is acceptable provided the device is protected from user interference (e.g. by location within the appliance cabinet). Alternatively, programmable thermostats may be password-protected. Bulb and capillary tube thermostats are not acceptable.

#### 4.2.9 *Equipment monitoring system*

The appliance shall have a data logger integrated within the appliance with connections for data transfer and power known as the Machine-to-Machine interface (M2M) that supports the functionality of external devices, including external [EMDs](#). The data logger and M2M support data recording and local access to data. This data logger must conform to the requirements of **E006/DL01 Data logger and machine-to-machine interface for Equipment Monitoring Systems**. If the appliance is a combined refrigerator and vaccine freezer, both compartments shall be monitored by the data logger.



The appliance shall have a display<sup>2</sup> to show internal cabinet temperature and positioned so that it can be easily read by a health worker without opening the appliance. This electronic thermometer display may be configured as part of an [electronic monitoring system \(EMS\)](#) or as part of a thermometer conforming to **E006/TH06**. The internal sensor shall be located so that the temperature reading gives the coldest temperature in the vaccine refrigerator compartment.

The appliance shall also have an Equipment Monitoring Device ([EMD](#)). The [EMD](#) may be internal to the appliance ([I-EMD](#)) or external ([E-EMD](#)) and shall conform to the requirements of **E006/EM01** *Equipment Monitoring Devices for Equipment Monitoring Systems*.

The [EMS](#) shall last throughout the 10-year expected lifetime of the refrigerator, so that the data logger and monitor is always active on-site. If any data logger components do not have a 10-year lifetime (e.g. batteries), the refrigerator manufacturer must also provide the consignee with replacement components to ensure the [EMS](#) will operate for at least 10-years. Use, maintenance and any replacement of data logger components e.g. rechargeable battery, shall be stated in the user instructions.

A 30-day temperature recorder (30DTR) may be provided in lieu of an [EMD](#) and shall conform to the latest version of **E006/TR06**. If a 30DTR is provided, the refrigerator manufacturer must also provide the consignee with replacement temperature monitoring devices throughout the 10-year lifetime. The expected lifetime, along with the warranty, of any monitoring device provided shall be stated in the user manual.

If a manufacturer ships the [E-EMD](#) or 30DTR separately, they should arrive at the same destination as the refrigerator shipment, on the same date, and addressed to the same consignee. This is necessary to allow for smooth in-country receipt and assembly of the refrigerators and temperature monitoring devices. Separate shipments of [E-EMD](#) or 30DTR must be tracked and coordinated by the refrigerator manufacturer.

Each column in the following table shows different possibilities to meet the above minimum requirements:

---

<sup>2</sup> The display can be a touch screen.

**Table 1:**

<b>Configuration</b>	<b>I</b>	<b>II</b>	<b>III</b>	<b>IV</b>	<b>V</b>
Data logger plus M2M port (E006/DL01)	✓	✓	✓	✓	✓
Thermometer (E006/TH06) with display		✓		✓	✓
Integrated EMD (E006/EM01)	✓				
External EMD (E006/EM01)		✓			
Integrated EMD with remote data transmission (E006/EM01)			✓		
External EMD with remote data transmission (E006/EM01)				✓	
30 DTR (E006/TR06)					✓

#### 4.2.10 Humidity control

NOTE: As of the publishing of this specification version **RF03.7**, refrigerators will be required to be tested for [humidity control](#) as part of the laboratory verification protocol, but compliance with the requirement directly below will not be required until publishing of an updated version of this specification document. The intended time frame is subject to review pending equipment performance tests and publication of updated product specifications and verification protocols.

**Refrigerator compartment:** The refrigerator compartment must have [humidity control](#). The zone within the vaccine compartment that is designated for vaccine storage must remain within [acceptable compartment humidity](#) levels during [humidity control](#) testing as specified in the verification protocol. Combined units must achieve this performance with or without [water-packs](#) in the [water-pack](#) compartment.

***Water-pack freezing compartment:*** Not applicable

#### *4.2.11 Indicator light*

A minimum of one green LED indicator light is required to be located on the front or top of the appliance to alert users that the cooling system is actively operating. A constant green LED light is required to indicate that the compressor or cooling system is active and the light must go off when the compressor or cooling system is off.

Optionally, additional indicator lights may be added to indicate other operating conditions including temperature and faults.

#### *4.2.12 Holdover times*

**Holdover times** of refrigerators will henceforth be categorized as follows:

- **Short:** Holdover 20 hours  $\leq$  48 hours.
- **Medium:** Holdover 48 hours  $\leq$  120 hours.
- **Long:** Holdover 120+ hours.

#### *4.2.13 Minimum rated ambient temperature*

All models must be able to operate at a continuous **minimum ambient temperature** of +10.0°C or lower whilst maintaining the **acceptable temperature range**. The maximum performance rating is achieved if the vaccine load remains within the **acceptable temperature range** at -10°C. A freeze-prevention circuit may be required to protect against freezing at low ambient temperatures.

#### *4.2.14 Power system requirements and consumption*

Direct supply of mains electricity. Options for 220-240 volt 50/60 Hz and 100-127 volt 50/60 Hz are to be offered. Performance must be identical for all options, regardless of the nominal voltage and frequency rating of the appliance.

At 22% below manufacturers stated voltage, 10 out of 10 cold starts and 10 out of 10 hot starts must all be successful.

No standard set, however consumption will be reported.

#### *4.2.15 Condensation management and defrosting*

The environmental conditions within the vaccine storage compartment must be designed so that vaccine **primary containers** and vaccine cartons are not exposed to levels of humidity which may cause damage to cartons or **primary container** labels or create a risk of mould growth.

To alleviate humidity damage, [legal manufacturers](#) are to include refrigerator design features and/or provide containers for vaccine storage. Condensate and defrost drainage must be provided in all refrigerator and freezer compartments. If used, the defrost switch (or switches) must be accessible to the user without tools but must be protected from accidental changes in position.

#### *4.2.16 Lock*

The door or lid must be fitted with a lock. Two keys are to be supplied with every unit.

#### *4.2.17 Corrosion resistance*

The [legal manufacturer](#) must certify compliance that internal and external cabinet, lid and frame are protected against corrosion as appropriate to **EN ISO 6270-1 / ASTM D2247 / EN 13523-26, EN ISO 6270-2 / EN 13523-25, ISO 6272 / EN 13523-5 and ISO 2409.**

#### *4.2.18 Electrical safety rating*

The [legal manufacturer](#) must certify compliance with **IEC 60335-1, IEC 60335-2-24 and IEC 60364-1.**

#### *4.2.19 Markings and labelling*

Compressors must be marked with the blue identifying symbol shown in Annex 2. In addition, the cabinet must be permanently marked, near the compressor position, with the chemical name of the refrigerant or with the refrigerant number, formula or proportion (for blended refrigerants). Appliances operating on R600a must be marked with the warning symbols shown in Annex 2.

All appliances must label hazardous materials and include a Safety Data Sheet. Label and Safety Data Sheet must comply with the Globally Harmonized System for the Classification and Labelling of Chemicals **GHS Rev.5.**

The appliance must carry the following additional information fixed to the front of the cabinet: [manufacturer](#) and model number (unless already located on the front of the unit), serial number, date of manufacture, PQS identification number, applicable service phone number and website URL. This label to remain readable for the expected life of the appliance.

All appliances require an asset identification label (bar code) as specified in **WHO/PQS/E003/BC01 Global asset identification.** Effective date June 30, 2020.

#### *4.2.20 Vaccine storage advice*

All units must carry a factory-fitted non-removable label, designed to last the lifetime of the appliance and carrying the following information:

- **Vaccine refrigerators:** Vaccine storage instructions and the appropriate temperature zone symbol as Annex 1.
- **Combined units:** Vaccine storage instructions, [water-pack](#) freezing instructions and the appropriate temperature zone symbol as Annex 1.

The instructions should be fixed to the lid of chest refrigerators and near the top of the door on upright refrigerators. Instructions should be in one of the languages specified in clause 4.11, as indicated by the purchaser at the time of ordering. If the appliance is graded other than “A” and removable baskets are required to avoid [freezing temperatures](#), fix a multi-lingual warning within the refrigerator instructing users to *Store vaccine in baskets only* or other appropriate instruction.

#### 4.2.21 *Electromagnetic compatibility*

The [legal manufacturer](#) must certify compliance with the requirements of the latest edition of **IEC 61000-6-1** and **IEC 61000-6-3**.

### 4.3 Environmental requirements

#### 4.3.1 *Ambient temperature range during transport and storage*

The ambient temperature range during transport and storage is -30°C to +70°C when the product is inactivated.

#### 4.3.2 *Ambient humidity range during transport, storage and use*

The [ambient humidity](#) range during transport, storage and use is 5% to 95% RH, non-condensing.

### 4.4 Physical characteristics

#### 4.4.1 *Overall dimensions*

To allow for manoeuvring through corners, corridors and doorways, the minimum dimension of the product (either length, width or height) should not exceed 710 mm; exceptionally a minimum dimension up to 830 mm can be accepted, but this will restrict the number of sites where the appliance can be installed. The maximum dimension must not exceed 1700 mm and the maximum diagonal (corner to corner) dimension must not exceed 1850 mm.

#### 4.4.2 *Weight*

Mechanical lifting equipment will typically not be available at the installation sites. It is recommended that the refrigerator and any associated components should be designed for lifting in such a way that no single worker is required to carry more than 25 kg whilst working on their own, or in a group.

## 4.5 Interface requirements

### 4.5.1 *Electrical components*

Every appliance must be provided with either an integrated or a standalone voltage stabilizer. The voltage stabilizer must be certified by WHO PQS as complying with PQS specification **E007/VS01**.

All electrical components must be compatible with voltage stabilizers that use tap-changing technology. If the product contains components that are incompatible with this type of voltage stabilizer it must be supplied with an appropriate device of equivalent performance to those voltage stabilizers that are currently prequalified in PQS product category E007. A warning must be affixed to the unit stating the type(s) of voltage stabilizer that may be used, and the user's manual and spare parts list must clearly record this warning.

### 4.5.2 *Power lead*

The product must be supplied with a power lead with a sealed-on plug compatible with the electricity socket standard in the country where the equipment must be installed. The power lead must be at least 1.5 meters and not more than 2.0 meters in length.

## 4.6 Human factors

### 4.6.1 *General design*

The product must be useable by the widest practicable range of active health workers, regardless of age, gender, size or minor disability, including colour blind users and long-sighted people without glasses, in accordance with the general principles laid out in **ISO 20282-1**.

### 4.6.2 *Control panel, indicator light, and thermometer*

Controls, thermometer and other visual displays may be positioned on the front of the unit; preferably as close to eye level as possible. Alternatively, they may be mounted on top of the unit at a height not exceeding 1.3 metres. If a low-level position is essential, the display should be aligned so that it can easily be read without the user having to squat or kneel down. The on and off and/or defrost switch, if present, should be recessed or otherwise protected so that it is not possible to inadvertently activate it.

### 4.6.3 *PQS stickers*

In addition to the PQS temperature zone sticker the device should carry the following additional information:

- Manufacturer and model number (unless already located on the front of the unit), serial number, date of manufacture, PQS identification number, applicable service phone number and website URL fixed to the front of the cabinet.



- An operations and maintenance pictogram fixed to the lid or near the top front of chest refrigerators and near the top of the door on upright refrigerators.
- PQS stickers should remain readable for the expected age of the equipment.

## 4.7 Materials

### 4.7.1 *Refrigerant*

Appliances are required to use HC refrigerants such as R600a or other gases with GWP  $\leq 1$  and zero ozone depletion potential (ODP).

Existing appliances with HCFC refrigerants including R134a will be phased out over a transition period of four years from the issue date of this publication.

The suitability of alternative refrigerant gases will continue to be assessed and preference will be given to products that use gases with low global warming potential (GWP).

### 4.7.2 *Thermal insulation foaming agents*

Any gas complying with the limitations and deadlines set by the [Montreal Protocol](#) on the elimination of ozone-depleting chemicals.

### 4.7.3 *Other restricted materials*

The product and its constituent components, including batteries, must not contain lead, mercury, cadmium, hexavalent chromium, polybrominated biphenyls (PBB) or polybrominated biphenyl ethers (PBDE).

### 4.7.4 *PCM*

Integrated thermal buffer materials may be used to prevent freezing temperatures from propagating to the [vaccine storage compartment](#) or for other thermal purposes. The buffer material may be PCM-based but if so, must comply with **WHO/PQS/E005/PCMC0.1**–PCM specification for phase-change material containers.

## 4.8 Warranty

The product must be covered by a three-year replacement warranty in the event of any component failure arising from defective design, materials or workmanship.

The warranty period begins on the date of shipment from the [legal manufacturer](#).

## 4.9 Servicing provision

The product must be designed, and components selected, with the aim of achieving a zero-repair life of not less than 10 years.

#### 4.9.1 *Essential spare parts and user maintenance tools/supplies*

All sites are to be supplied with one complete user maintenance kit consisting of all necessary operations and maintenance tools as proposed by the [legal manufacturer](#). Based on product design and requirements the type and quantity of spare parts, basic installation tools/supplies, user and technician maintenance manuals (see clause 4.11), must be determined and agreed upon in advance of order placement. As a minimum, each appliance to be supplied with 10 spare fuses of all fuse size and type used in the appliance. The spares fuses are to be attached within or on the appliance.

[Legal manufacturers](#) are to publish a list of spare parts recommended for purchases of 10 and 50 appliances and power systems. The [legal manufacturer](#) must ensure supply of spare parts for a minimum of five years from the time of cessation of the last production of equipment. Spare parts are to be provided in kit form for storage in appropriate quantities at National or Sub-national level in the purchasing country, as agreed with the purchasing agency.

#### 4.10 Disposal and recycling

The [legal manufacturer](#) must provide information to the buyer on the hazardous materials contained within the system and suggestions for resource recovery/recycling and/or environmentally safe disposal. For [legal manufacturers](#) from the European Union, WEEE compliance in accordance with European Union Directive **2002/96/EC** is mandatory.

#### 4.11 Instructions

Printed user, installation and routine maintenance instructions specifically directed at the health centre or store staff must be pictorial. All key information should be summarized on a single sheet fixed onto the appliance cabinet; the sheet should be sufficiently durable to last the life of the product and must be available in Arabic, Mandarin Chinese, English, French, Russian and Spanish. In addition, supporting video material supplied on DVD and/or online can be supplied to assist the instructor when delivering on-site user training.

The manufacturer can maintain a core set of manuals in one language, but must be able to provide translations in any of the aforementioned UN languages if requested. The manufacturer can also store the manuals on their websites, with links that are shareable when requested.

The user, installation and maintenance documents must address five aspects.

##### ***1. Introductory information***

Must include:

- title page with image of unit, supplier name, supplier model number, PQS code and version number;
- table of contents;
- general information on unit, its functionality and intended use; and
- relevant warnings related to transportation, any corrosive or toxic substances in the construction of the appliance, power source or disposal.

## ***2. Model specifications and details***

Must include:

- detailed technical specifications, including wiring diagram;
- parts and equipment list;
- detailed technical specifications, including wiring diagram;
- safety procedures, including warranty information and supplier contact information; and
- directions for safe transportation.

## ***3. Installation and operation***

Must include:

- detailed installation procedure, including installation checklist;
- **cool-down time** to achieve both **acceptable temperature range** and full **holdover time**;
- detailed operational procedures covering both vaccine storage, as
- well as ice-pack / cold-pack preparation; and
- disposal guidelines.

## ***4. Maintenance***

Must include:

- detailed guidance on preventative maintenance, including checklists and standard operating procedures (SOPs);
- troubleshooting guide for corrective maintenance, including table detailing common issues and step-by-step remedial actions;
- typical replacement cycle for spare parts; and
- recommended replacement dates for temperature monitoring devices (see clause 4.2.9).

## ***5. Format and usability***

Additional guidance:

- include clear graphics to illustrate tasks, with multiple view-points (e.g. top, side) and clear labelling;
- publish in English, with translations readily available in all UN languages (Arabic, English, French, Mandarin, Russian and Spanish). Translations to other languages specific to certain countries are to be provided if requested by the buyer;
- be specific to a given model and avoid covering multiple devices in same document;
- have a clear and consistent structure that covers installation, operation and maintenance and repair; and
- be accessible and downloadable from a central repository.
- installation, repair and servicing instructions must be supplied in printed format; and
- optionally on DVD and/or online to instruct the installation teams in installation

- standards and practices specific to the product and its power system.

## **6. EMS instructions**

Instructions pertaining to the [EMS](#) can be provided separately and must be:

- In accordance with **E006/DL01** clause 4.11 and
- Relevant to all devices in the selected configuration in clause 4.2.9 Table 1.

### **4.12 Training**

Not mandatory.

### **4.13 Verification**

In accordance with PQS Verification Protocol **E003/RF03 -VP.5**.

## **5. Packaging**

Manufacturers must be aware that products may be exposed to very high temperatures during shipping and dockside storage and must take appropriate actions to mitigate this risk.

Materials used for packaging the finished appliance are to be free of ozone-depleting compounds as defined in the [Montreal Protocol](#).

The packaging must be a sturdy export quality and of a commercial standard that will provide adequate protection of the goods for carriage by air, sea and/or road to final destinations worldwide, including remote locations under adverse climatic and storage conditions and high humidity. The packaging must be not less than 17 kN edge crush resistance with minimum 60% remaining with 90% humidity at a temperature of +70°C (tropical conditions).

To avoid destructive unpacking prior to installation, [legal manufacturers](#) are encouraged to add a re-sealable observation opening in their packaging to aid inspectors in finding labelling and/or placing additional markings prior to installation. Instructions on the packaging alerting inspectors to use of the opening and what information will be revealed are also advised.

The general specification of shipping containers will be subject to agreement with the individual procurement agencies.

## **6. On-site installation**

Not required.

## **7. Product dossier**

The [legal manufacturer](#) or [reseller](#) must provide WHO with a prequalification dossier containing the following:

- Dossier examination fee in US dollars.
- General information about the [legal manufacturer](#), including name and address.
- Unique identification reference for the product type.

- Brand name of the appliance.
- Full specifications of the appliance being offered, covering all the requirements set out in this document, including details of product marking and traceability.
- A comprehensive set of photographs showing all external surfaces of the unit, the interior layout, the compressor and a close-up of the thermometer and the control panel.
- Certified photocopies of all type-approvals obtained for the product, including CE marking and the like.
- Certified photocopies of the [legal manufacturer's ISO 9001](#) quality system certification.
- Where relevant, certified photocopies of the [legal manufacturer's ISO 14001](#) certification, EMAS registration or registration with an equivalent environmental audit scheme. Conformity with an environmental audit scheme is not mandatory; however, preference will be given to manufacturers who are able to demonstrate compliance with good environmental practice.
- Laboratory test report(s) proving conformity with the product specifications.
- Indicative cost of the product per unit, per 10 units and per 100 units, EXW (Incoterms 2015).

## **8. On-site maintenance**

Maintenance will be carried out by the end-user and/or their agents.

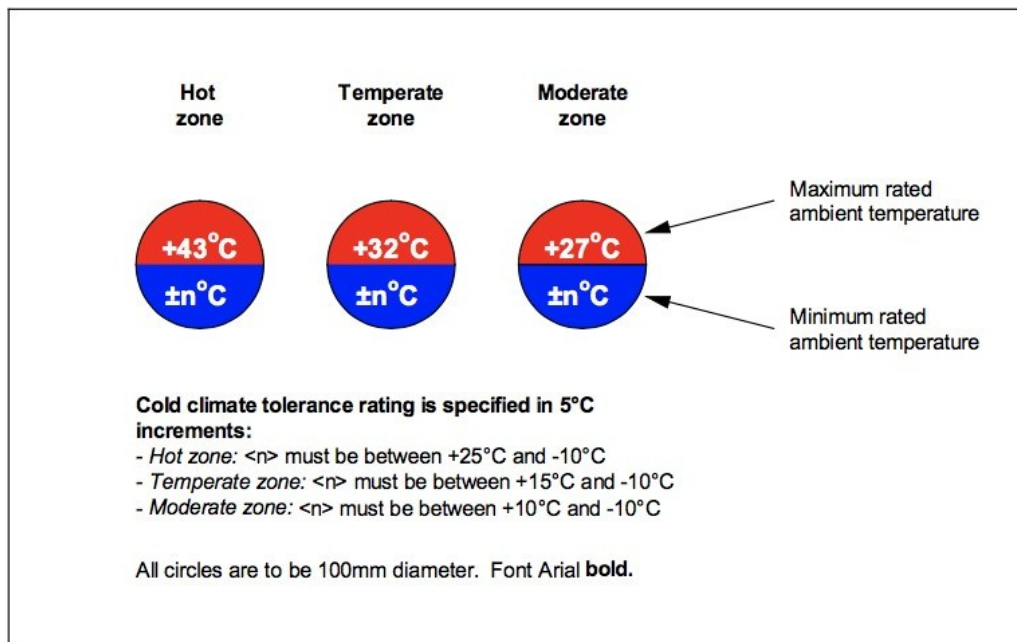
## **9. Change notification**

The [legal manufacturer](#) or [reseller](#) must advise WHO [in writing](#) of any changes which adversely affect the performance of the product after PQS prequalification has taken place. Any change that WHO considers would alter the test results obtained against the PQS verification protocol **E003/RF03-VP.5** will result in a request for the product to be retested.

## **10. Defect reporting**

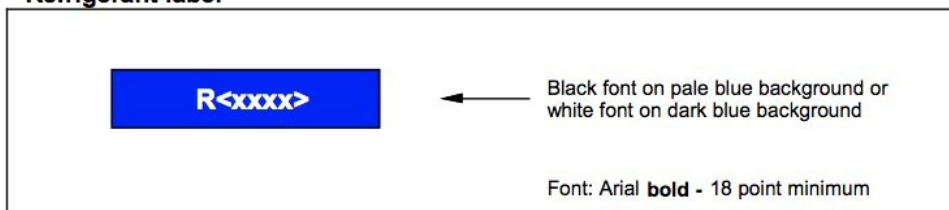
The [legal manufacturer](#) or [reseller](#) must advise WHO and the UN purchasing agencies [in writing](#) in the event of safety-related product recalls, component defects and other similar events. If requested to do so by WHO/UNICEF, the manufacturer must submit a report to WHO/UNICEF stating the number of affected systems and the number of component repairs/replacements provided, together with copies of any associated field reports.

## Annex 1: Temperature zone symbol for refrigerators

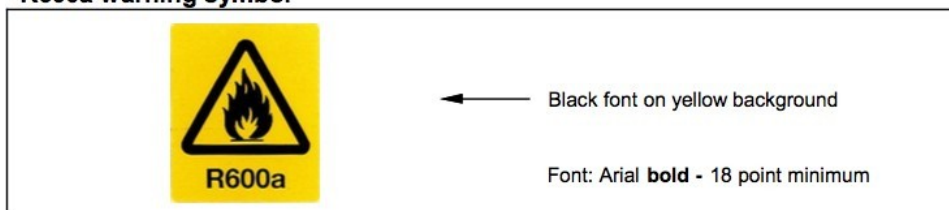


## Annex 2: Refrigeration symbols

### Refrigerant label



### R600a warning symbol





### Annex 3: Fully frozen **Water-pack** determination

The following tests are used to determine whether a **water-pack** is fully frozen, partially frozen or unfrozen. While the assessment is not 100% accurate, misclassifications are usually conservative in nature: **water-packs** that are fully frozen are sometimes classified as partially frozen rather than partially frozen **water-packs** being classified as fully frozen. A fully frozen **water-pack** contains only ice. A partially frozen **water-pack** contains both ice and water. An unfrozen **water-pack** contains only water.


Perform the all of the following tests on the **water-pack**:

- **Shake test:** Shake the **water-pack** while holding the **water-pack** near the assessor's ear. If the sound of water sloshing in the **water-pack** is heard, then the **water-pack** fails the shake test.
- **Tilt test:** Tilt the **water-pack** back and forth while looking for the movement of air or water in the **Water-pack**. If the movement of air or water is observed, then the **water-pack** fails the tilt test.
- **Bulge test:** Water expands when it freezes. Examine the **water-pack** for localized bulging near the centreline of the **water-pack** when viewing the **water-pack** from the side. If localized bulging is not present, then the **water-pack** fails the bulge test.

Classify the **water-pack** as follows:

- If the **water-pack** passes all three tests, then the **water-pack** is fully frozen.
- If the **water-pack** fails one or more tests, then the **water-pack** is partially frozen or unfrozen and fails the test.

### Annex 4: Freeze protection classification symbol for refrigerators



## Revision history

Date	Change summary	Reason for change	Approved
2 Feb. 2018	Contents: Section title changed to Holdover times.	Correction. Holdover times replaces Autonomy as section title.	I. Gobina
2 Feb. 2018	Definitions: Cool down time added.	Addition required to clarify that two criteria must be met (i.e. acceptable temperatures and fully cooled mass).	I. Gobina
2 Feb. 2018	Definitions: <a href="#">Water-pack</a> freezing capacity simplified.	Harmonization within all E003 categories. No substantive change to specification or testing.	I. Gobina
2 Feb. 2018	4.2 Design (title) changed to Performance	Correction.	I. Gobina
2 Feb. 2018	4.2.4 Vaccine freeze protection classification additional wording on Grade A, B and C.	Clarification.	I. Gobina
2 Feb. 2018	4.2.6 <a href="#">Water-pack</a> storage compartment capacity (combined units only) changed from “vaccine “load” to vaccine storage “zone”.	Clarification.	I. Gobina
2 Feb. 2018	4.9.1 Essential maintenance tools and supplies to be supplied.	Users are required to provide on-site maintenance and special tools/supplies must be provided.	I. Gobina
2 Feb. 2018	4.11 Instructions		I. Gobina
24 Oct. 2019	Addition of bar code requirements	Supports more effective CCE management and tracking	I. Gobina
10 Sep 2020	Clause 3 (Terms and definitions) edited to amend and remove some <a href="#">PCM</a> - related terms and definitions	Reflect changes to allowable use of <a href="#">PCM</a> materials/packs as described the new draft <a href="#">PCM</a> specification	Revised by: Steve DeSandis Approved by: Isaac Gobina
10 Sep 2020	Section 4.7 edited to include a definition of <a href="#">PCM</a>	Reflects change to allowance of <a href="#">PCM</a> -based buffer materials.	Revised by: Steve DeSandis Approved by: Isaac Gobina

<b>Date</b>	<b>Change summary</b>	<b>Reason for change</b>	<b>Approved</b>
15 Sep 2020	Terms & definition updated to include humidity-control	Reflect requirements included in the 2020 Humidity Control TPP	I. Gobina
15 Sep 2020	Clause 4.2.10 added on Humidity Control	Reflect requirements included in the 2020 Humidity Control TPP	I. Gobina
16 Feb 2024	2: EMS specifications added.	Update	I. Gobina
16 Feb 2024	3: EMS definitions added.	Update.	I. Gobina
16 Feb 2024	4.2.9 Temperature monitoring and thermometer now Electronic monitoring system.	Revision to incorporate EMS requirements.	I. Gobina
16 Feb 2024	4.2.10: Humidity control	Intended time frame now subject to review. (Jan 2023 deadline out of date.)	I. Gobina
16 Feb 2024	4.11: Instructions pertaining to the Electronic Monitoring System	EMS instructions added as a requirement.	I. Gobina
02 Dec 2024	Updated VP references	VP updated for EMS	I. Gobina