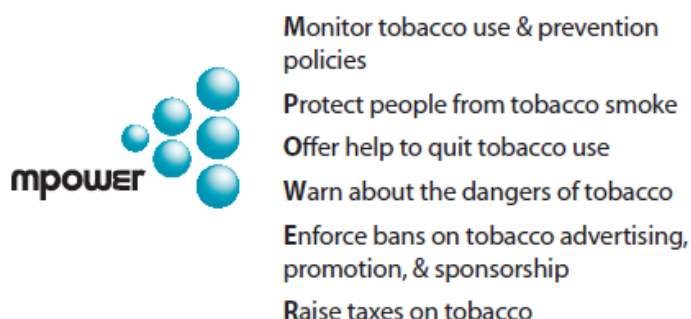


## GYTS Objectives

The Global Youth Tobacco Survey (GYTS), a component of the Global Tobacco Surveillance System (GTSS), is a global standard for systematically monitoring youth tobacco use (smoking and smokeless) and tracking key tobacco control indicators.

GYTS is a cross-sectional, nationally representative school-based survey of students in grades associated with ages 13 to 15 years. GYTS uses a standard core questionnaire, sample design, and data collection protocol. It assists countries in fulfilling their obligations under the World Health Organization (WHO) Framework Convention on Tobacco Control (FCTC) to generate comparable data within and across countries. WHO has developed MPOWER, a technical package of selected demand reduction measures contained in the WHO FCTC:



## GYTS Methodology

GYTS uses a global standardized methodology that includes a two-stage sample design with schools selected with a probability proportional to enrollment size. The classes within selected schools are chosen randomly and all students in selected classes are eligible to participate in the survey. The survey uses a standard core questionnaire with a set of optional questions that countries can adapt to measure and track key tobacco control indicators. The questionnaire covers the following topics: tobacco use (smoking and smokeless), cessation, secondhand smoke (SHS), pro- and anti-tobacco advertising and promotion, access to and availability of tobacco products, and knowledge and attitudes regarding tobacco use. The questionnaire is self-administered; using scannable paper-based bubble sheets, it is anonymous to ensure confidentiality.

In Cambodia, GYTS was conducted in 2022 by the National Center for Health Promotion, under the coordination of the Ministry of Health. The overall response rate was 88.6%. A total of 3,247 eligible students in grades 7-12 completed the survey, of which 1,877 were aged 13-15 years. Data are reported for students aged 13-15 years.



## GYTS Highlights

### TOBACCO USE

- 3.5% of students, 4.4% of boys, and 2.8% of girls currently used any tobacco products (includes heated tobacco products).
- 2.5% of students, 3.4% of boys, and 1.7% of girls currently smoked tobacco.
- 1.2% of students, 1.8% of boys, and 0.7% of girls currently smoked cigarettes.
- 0.5% of students, 0.2% of boys, and 0.6% of girls currently used heated tobacco products.
- 1.9% of students, 2.1% of boys, and 1.7% of girls currently used smokeless tobacco.

### ELECTRONIC CIGARETTES

- 0.9% of students, 1.1% of boys, and 0.8% of girls currently used electronic cigarettes.

### SECONDHAND SMOKE


- 11.9% of students were exposed to tobacco smoke at home.
- 24.6% of students were exposed to tobacco smoke inside enclosed public places.

### ADVERTISING & PROMOTION

- Almost 5 in 10 (49.6%) students noticed anti-tobacco messages on television, radio, internet, billboards, posters, newspapers, magazines, or movies.
- More than 4 in 10 (44.3%) students saw people using tobacco on TV, in videos, or in movies.
- More than 1 in 10 (13.3%) students noticed tobacco advertisements or promotions when visiting points of sale.
- Less than 1 in 10 (4.4%) students had something with a tobacco brand logo on it.

### KNOWLEDGE & ATTITUDES

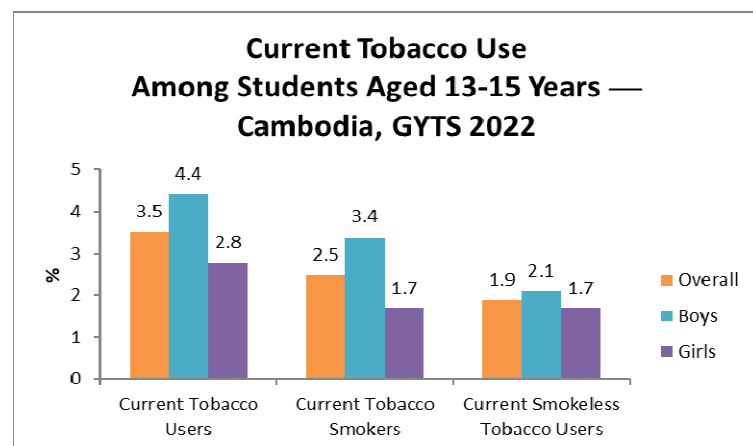
- 60.1% of students definitely thought other people's tobacco smoking is harmful to them.
- 54.8% of students favored prohibiting smoking inside enclosed public places.



The mark "CDC" is owned by the US Dept. of Health and Human Services and is used with permission. Use of this logo is not an endorsement by HHS or CDC of any particular product, service, or enterprise.

## TOBACCO USE

ANY TOBACCO USE <i>(smoked and/or smokeless)</i>	OVERALL (%)	BOYS (%)	GIRLS (%)
Current tobacco users <sup>1</sup>	3.5	4.4	2.8
Ever tobacco users <sup>2</sup>	10.8	13.9	8.1*
<b>SMOKED TOBACCO</b>			
Current tobacco smokers <sup>3</sup>	2.5	3.4	1.7
Current cigarette smokers <sup>4</sup>	1.2	1.8	0.7
Frequent cigarette smokers <sup>5</sup>	0.0	0.0	0.0
Current smokers of other tobacco <sup>6</sup>	1.4	1.7	1.1
Ever tobacco smokers <sup>7</sup>	7.3	10.1	4.9*
Ever cigarette smokers <sup>8</sup>	4.4	6.9	2.3*
Ever smokers of other tobacco <sup>9</sup>	3.8	4.6	3.1
<b>HEATED TOBACCO</b>			
Current users of heated tobacco products <sup>10</sup>	0.5	0.2	0.6
Ever users of heated tobacco products <sup>11</sup>	1.1	0.8	1.3
<b>SMOKELESS TOBACCO</b>			
Current smokeless tobacco users <sup>12</sup>	1.9	2.1	1.7
Ever smokeless tobacco users <sup>13</sup>	5.2	5.9	4.5
<b>SUSCEPTIBILITY</b>			
Never tobacco users susceptible to tobacco use in the future <sup>14</sup>	5.1	6.6	3.9*
Never tobacco smokers who thought they might enjoy smoking a cigarette <sup>15</sup>	6.6	7.4	6.0



## ELECTRONIC CIGARETTES

	OVERALL (%)	BOYS (%)	GIRLS (%)
Current electronic cigarette users <sup>16</sup>	0.9	1.1	0.8
Ever electronic cigarette users <sup>17</sup>	1.8	2.1	1.5

## SECONDHAND SMOKE

	OVERALL (%)	BOYS (%)	GIRLS (%)
Exposure to tobacco smoke at home <sup>18</sup>	11.9	10.5	13.2
Exposure to tobacco smoke inside any enclosed public place <sup>18</sup>	24.6	22.7	26.2
Exposure to tobacco smoke at any outdoor public place <sup>18</sup>	25.5	22.9	27.8
Students who saw anyone smoking inside the school building or outside on school property <sup>19</sup>	26.2	26.7	25.8

## ADVERTISING & PROMOTION

TOBACCO ADVERTISING & PROMOTION	OVERALL (%)	BOYS (%)	GIRLS (%)
Students who noticed tobacco advertisements or promotions at points of sale <sup>20</sup>	13.3	12.5	14.0
Students who saw anyone using tobacco on television, videos, or movies <sup>21</sup>	44.3	40.1	48.2*
Students who were ever offered a free tobacco product from a tobacco company representative	3.1	2.6	3.6
Students who had something with a tobacco brand logo on it	4.4	3.7	5.1
<b>ANTI-TOBACCO ADVERTISING &amp; PROMOTION</b>			
Students who noticed anti-tobacco messages in the on television, radio, internet, billboards, posters, newspapers, magazines, or movies <sup>19</sup>	49.6	44.2	54.3*
Students who noticed anti-tobacco messages at sporting or community events <sup>22</sup>	33.8	29.9	37.9
Students who were taught in school about the dangers of tobacco use in the past 12 months	48.0	41.8	53.3*

## KNOWLEDGE & ATTITUDES

	OVERALL (%)	BOYS (%)	GIRLS (%)
Students who definitely thought it is difficult to quit once someone starts smoking tobacco	37.2	35.6	38.6
Students who thought smoking tobacco helps people feel more comfortable at celebrations, parties, and social gatherings	9.7	11.7	8.0*
Students who definitely thought other people's tobacco smoking is harmful to them	60.1	54.1	65.3*
Students who favored prohibiting smoking inside enclosed public places	54.8	48.6	60.1*
Students who favored prohibiting smoking at outdoor public places	55.9	48.4	62.3*

<sup>1</sup> Smoked cigarettes, smoked other type of tobacco, and/or used smokeless tobacco anytime during the past 30 days. <sup>2</sup> Ever smoked tobacco and/or used smokeless tobacco. <sup>3</sup> Smoked cigarettes or other type of tobacco anytime during the past 30 days. <sup>4</sup> Smoked cigarettes anytime during the past 30 days. <sup>5</sup> Smoked cigarettes on 20 or more days of the past 30 days. <sup>6</sup> Smoked tobacco other than cigarettes anytime during the past 30 days. <sup>7</sup> Ever smoked cigarettes or other type of tobacco, even one or two puffs. <sup>8</sup> Ever smoked cigarettes, even one or two puffs. <sup>9</sup> Ever smoked tobacco other than cigarettes, even one or two puffs. <sup>10</sup> Used heated tobacco products anytime during the past 30 days. <sup>11</sup> Ever used heated tobacco products. <sup>12</sup> Used smokeless tobacco anytime during the past 30 days. <sup>13</sup> Ever used smokeless tobacco. <sup>14</sup> Susceptible to future tobacco use includes those who answered "definitely yes", "probably yes", or "probably not" to using tobacco if one of their best friends offered it to them, or "definitely yes", "probably yes", or "probably not" to using tobacco during the next 12 months. <sup>15</sup> Those who answered "Agree" or "Strongly Agree" to the statement: "I think I might enjoy smoking a cigarette". <sup>16</sup> Used electronic cigarettes anytime during the past 30 days. Current use of electronic cigarettes is assessed separately from cigarettes, other smoked tobacco products, smokeless tobacco products, and heated tobacco products and is not included in the current definition of current any tobacco use. <sup>17</sup> Ever used electronic cigarettes in their entire life. <sup>18</sup> During the past 7 days. <sup>19</sup> During the past 30 days. <sup>20</sup> Among those who visited a point of sale in the past 30 days. <sup>21</sup> Among those who watched television, videos, or movies in the past 30 days. <sup>22</sup> Among those who attended sporting or community events in the past 30 days.

**NOTE:** Data are weighted to be nationally representative of all students aged 13-15 years who are enrolled in school. Percentages reflect the prevalence of each indicator in each group, not the distribution across groups.

\*Gender comparisons are statistically significant at  $p < 0.05$ .