

HOW TO GUIDE – PUTTING ON PPE FOR CONTACT/DROPLET PRECAUTIONS

1 Perform hand hygiene


Alcohol based handrub

Rub hands for 20–30 seconds.

or

Water and soap

Wash hands for 40–60 seconds.



2 Put on the gown



3 Put on the mask

Medical mask.



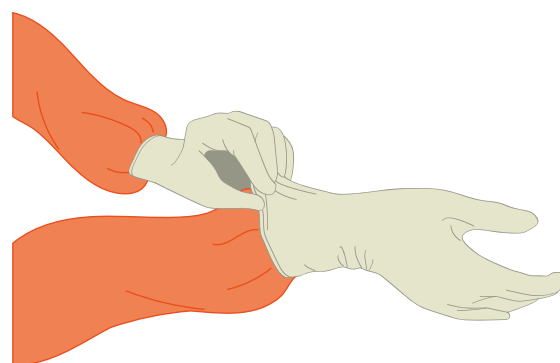
4 Put on eye protection

Put on goggles or face shield.



5 Put on gloves

Ensure glove is placed over the cuff of the gown.



Full PPE

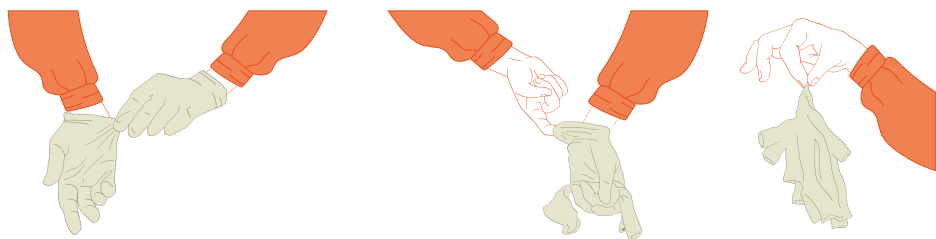


World Health
Organization

HOW TO GUIDE – TAKING OFF PPE FOR CONTACT/DROPLET PRECAUTIONS

Order is important

1 Remove gloves



2 Remove the gown

Ensure gown is taken off in a manner in which it does not spread anything off of the gown



3 Perform hand hygiene


Alcohol based handrub

Rub hands for 20–30 seconds.

or

Water and soap

Wash hands for 40–60 seconds.



4 Remove eye protection

Remove goggles or face shield.



5 Remove the mask



6 Perform hand hygiene


Alcohol based handrub

Rub hands for 20–30 seconds.

or

Water and soap

Wash hands for 40–60 seconds.



World Health
Organization