

SLT use prevalence among adults

- Prevalence of Smokeless Tobacco (SLT) use in adults at the national level is available for 129 (72%) Parties.
- One in 10 adults use SLT in one form or the other worldwide. Prevalence of SLT use is higher among males (10.8%) as compared to females (5.7%).
- Prevalence of SLT use among adults in SEAR is higher than smoking, unlike other regions (Fig.1).

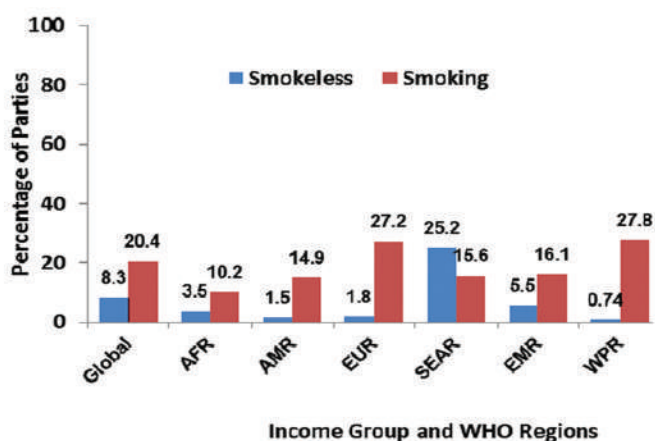


Fig.1: Prevalence of SLT Use and Smoking among adults by WHO Region and Income Group of Countries

Number of SLT users

- There are around 357 million adult SLT users around the world.
- Nearly 93% of SLT burden is on low resource countries (LMIC and LIC) (Fig. 2).

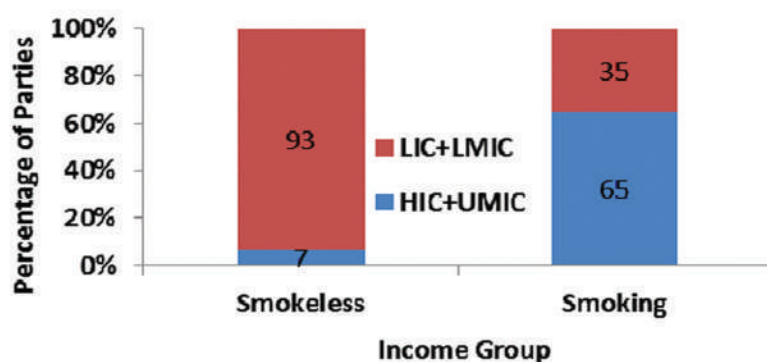


Fig. 2: Proportion of Adult SLT Users and Smokers by Income Group

Proportion of SLT users by region

- As high as 83% of global adult SLT users live in SEAR (Fig. 3).

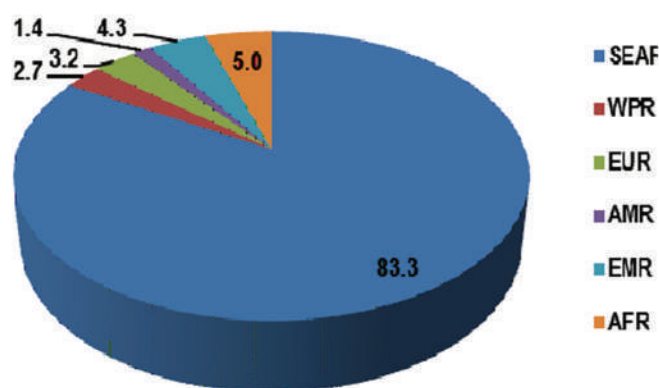


Fig. 3: Proportion of Adult SLT Users by WHO Region

Prevalence of SLT use among adolescents

- Over half of the Parties, (N=103, 57.5%) report SLT use among adolescent at national level.
- Prevalence of current SLT use in SEAR is higher than smoking (Fig. 4).
- Prevalence of SLT use varies from 1.2% in WPR to 8.2% in SEAR among adolescents (age 13-15 years) (Fig. 4).
- Prevalence is higher in low resource countries (LMIC+LIC=7%) as compared to high resource countries (HIC+UMIC=2%).

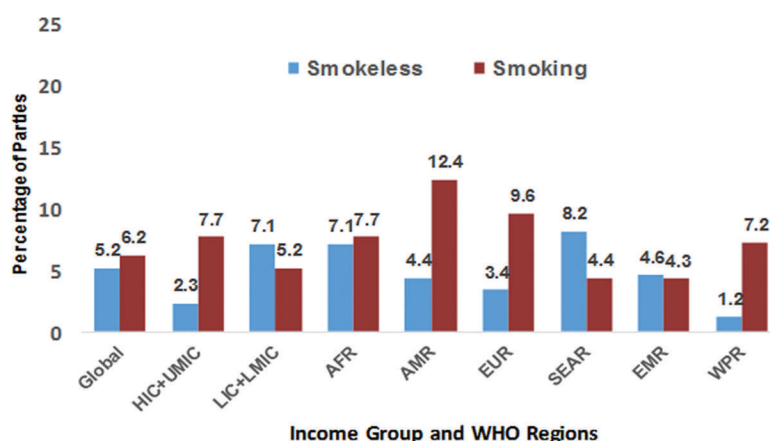


Fig. 4: Prevalence of Smoking and Smokeless Tobacco Use among Adolescent

Number of SLT users among adolescents

- In 103 Parties, 12.2 million adolescent SLT users live worldwide.
- 82.5% of adolescent SLT users live in low resource countries (LIC and LMICs) (Fig. 5).

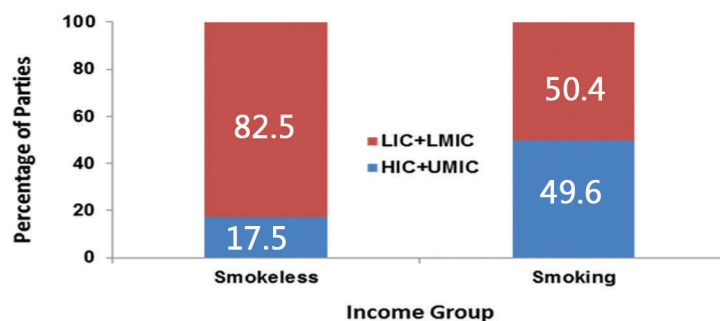


Fig.5: Proportion of Smokers and SLT Users among Adolescents by Income Group

Proportion of adolescent SLT users by region

- Nearly 60% of global adolescent users live in SEAR, 13% in AFR and 12% in EMR (Fig. 6).

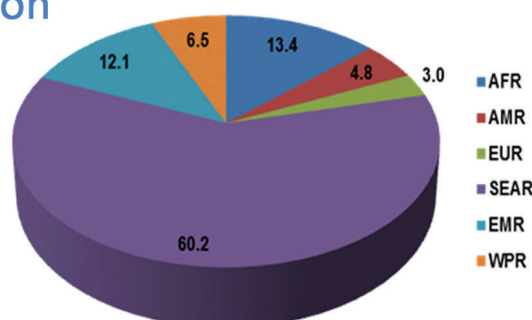


Fig. 6: Proportion of SLT Users among Adolescents by Region