


# Steps to take off personal protective equipment (PPE) including gown

**1** Always remove PPE under the **guidance and supervision of a trained observer** (colleague). Ensure that infectious waste containers are available in the doffing area for safe disposal of PPE. Separate containers should be available for reusable items.

**2** Perform **hand hygiene** on gloved hands.<sup>1</sup>

**3** Remove **apron** leaning forward and taking care to avoid contaminating your hands. When removing disposable apron, tear it off at the neck and roll it down without touching the front area. Then untie the back and roll the apron forward.



**4** Perform **hand hygiene** on gloved hands.

**5** Remove **outer pair of gloves** and dispose of them safely.

Use the technique shown in Step 17

**6** Perform **hand hygiene** on gloved hands.

**7** Remove **head and neck covering** taking care to avoid contaminating your face by starting from the bottom of the hood in the back and rolling from back to front and from inside to outside, and dispose of it safely.




OR



**8** Perform **hand hygiene** on gloved hands.

**9** Remove the **gown** by untying the knot first, then pulling from back to front rolling it from inside to outside and dispose of it safely.



**10** Perform **hand hygiene** on gloved hands.

**11** Remove **eye protection** by pulling the string from behind the head and dispose of it safely.



OR



**12** Perform **hand hygiene** on gloved hands.

**13** Remove the **mask** from behind the head by first untying the bottom string above the head and leaving it hanging in front; and then the top string next from behind head and dispose of it safely.




**14** Perform **hand hygiene** on gloved hands.

**15** Remove rubber **boots** without touching them (or overshoes if wearing shoes). If the same boots are to be used outside of the high-risk zone, keep them on but clean and decontaminate appropriately before leaving the doffing area.<sup>2</sup>

**16** Perform **hand hygiene** on gloved hands.

**17** Remove **gloves** carefully with appropriate technique and dispose of them safely.



**18** Perform **hand hygiene**.

<sup>1</sup> While working in the patient care area, outer gloves should be changed between patients and prior to exiting (change after seeing the last patient)

<sup>2</sup> Appropriate decontamination of boots includes stepping into a footbath with 0.5% chlorine solution (and removing dirt with toilet brush if heavily soiled with mud and/or organic materials) and then wiping all sides with 0.5% chlorine solution. At least once a day boots should be disinfected by soaking in a 0.5% chlorine solution for 30 min, then rinsed and dried.