



MINISTRY OF  
ECONOMIC DEVELOPMENT  
AND TRADE OF UKRAINE



SUSTAINABLE  
DEVELOPMENT  
GOALS

# Sustainable Development Goals: Ukraine

2017 NATIONAL BASELINE REPORT



The 'Sustainable Development Goals: Ukraine' national report provides the baseline and benchmarks for Ukraine to achieve the Sustainable Development Goals (SDGs) approved by the United Nations (UN) Sustainable Development Summit 2015. Taking into account the principle of 'leave no one behind' and using a wide range of informational, statistical and analytical materials, a national SDGs system has been developed (with 86 national development targets and 172 indicators for monitoring them) which will provide a solid base for further planning Ukraine's development and monitoring its achievement of the SDGs. This report was prepared by the Ministry of Economic Development and Trade of Ukraine under the coordination of Natalia Gorshkova and approved by the High-Level Interministerial Working Group for the organization of the process of implementing the SDGs in Ukraine under the chairmanship of the First Vice Prime Minister of Ukraine – the Minister of Economic Development and Trade of Ukraine, Stepan Kubiv – and the UN Resident Coordinator in Ukraine, Humanitarian Coordinator in Ukraine and UNDP Resident Representative in Ukraine, Neal Walker. The group included 17 Deputy Ministers from different government ministries and departments. Scientific support was provided by Ella Libanova, Academician-Secretary of the Economics Department of the National Academy of Sciences of Ukraine.

This publication will be useful for government officials, ministries and departments, managers and specialists at central and local executive authorities, UN agencies, diplomats and international organizations, academics, public figures, and those interested in long-term, strategic planning for sustainable development in Ukraine.



The report presents the results of the adaptation of 17 global SDGs based on the specific country context. The forecasts up to 2030 were established on the basis of scenario approaches to determine the direction of the country's long-term development. The data presented in this report were sourced from the State Statistics Service of Ukraine and respective line ministries.

The Ministry of Economic Development and Trade of Ukraine initiated and, during 2016, coordinated a participatory and inclusive process of discussing SDGs in the following groups: equitable social development; sustainable economic growth and employment; effective, accountable and inclusive management and justice for all; and environmental equilibrium and sustainable development. More than 800 leading experts in the thematic areas covered by the SDGs submitted proposals concerning the SDGs for Ukraine and were involved in an open process of establishing national tasks to ensure the objectivity of the assessments. They include representatives of ministries and departments, government agencies, UN agencies in Ukraine, international organizations, the business community, the expert community, public organizations (primarily those representing the interests of the most vulnerable groups) and civil society. Local consultations took place in 10 oblasts and included representatives of central executive authorities, regional state administrations, local government, communities, international organizations, the expert community, public organizations and civil society institutions. This work was carried out with the support of all UN agencies in Ukraine, in particular, the United Nations Development Programme (UNDP) in Ukraine, which provided secretarial support, the Green Economy Programme implemented by the German Society for International Cooperation (GIZ) on behalf of the Federal Ministry for Economic Development and Cooperation of Germany and jointly with the M.V. Ptoukha Institute for Demography and Social Studies of the National Academy of Sciences of Ukraine.

This report, a result of a participatory and inclusive process of adapting the SDGs for Ukraine, provides benchmarks for Ukraine's development up to 2030. The publication uses photographs provided by the UN in Ukraine.

# CONTENTS

ACRONYMS AND ABBREVIATIONS.....	4
INTRODUCTION .....	5
<b>SECTION 1.</b> Ukraine's Development Challenges: from the MDGs to the SDGs (2000–2015).....	6
<b>SECTION 2.</b> The Sustainable Development Goals adapted for Ukraine (2015–2030) .....	10
 Goal 1. End poverty .....	10
 Goal 2. End hunger, promote sustainable agriculture .....	16
 Goal 3. Healthy lives and well-being .....	22
 Goal 4. Quality education.....	30
 Goal 5. Gender equality .....	36
 Goal 6. Clean water and sanitation .....	44
 Goal 7. Affordable and clean energy.....	52
 Goal 8. Decent work and economic growth.....	58
 Goal 9. Industry, innovation and infrastructure .....	66
 Goal 10. Reduce inequality .....	74
 Goal 11. Sustainable development of cities and communities .....	80
 Goal 12. Sustainable consumption and production.....	86
 Goal 13. Mitigate climate change impact .....	92
 Goal 14. Conserve marine resources.....	96
 Goal 15. Protect and restore terrestrial ecosystems .....	100
 Goal 16. Peace, justice and strong institutions.....	106
 Goal 17. Partnership for sustainable development .....	116
<b>ANNEXES</b> .....	121
Annex 1. National SDGs targets .....	122
Annex 2. Reconciliation of global SDGs targets with the national ones .....	142
Annex 3. Informational basis for monitoring the SDGs.....	165

## ACRONYMS AND ABBREVIATIONS

AIDS	Acquired Immunodeficiency Syndrome
ATO	Antiterrorist Operation
EBRR	European Bank for Reconstruction and Development
EU	European Union
GDP	Gross domestic product
GHG	Greenhouse gas
HIV	Human Immunodeficiency Virus
ICT	Information and Communications Technology
IDPs	Internally Displaced Persons
IDSS NAS	Institute for Demography and Social Studies, National Academy of Sciences of Ukraine
MAPF	Ministry of Agrarian Policy and Food of Ukraine
MDG	Millennium Development Goal
MEDT	Ministry of Economic Development and Trade of Ukraine
MENR	Ministry of Ecology and Natural Resources of Ukraine
MES	Ministry of Education and Science of Ukraine
MIA	Ministry of Internal Affairs of Ukraine
MinTOT	Ministry of Temporarily Occupied Territories and Internally Displaced Persons in Ukraine
MoH	Ministry of Health of Ukraine
Mol	Ministry of Infrastructure of Ukraine
MRD	Ministry of Regional Development, Building and Housing of Ukraine
NBU	National Bank of Ukraine
NCCIR	National Commission for State Regulation of Communications and Informatization of Ukraine
OECD	Organisation for Economic Co-operation and Development
SCORE	Social Cohesion and Reconciliation Index
SDG	Sustainable Development Goal
SES	State Emergency Service of Ukraine
SFS	State Fiscal Service of Ukraine
SME	Small and medium-sized enterprise
SSS	State Statistics Service of Ukraine
StateGeoCadastre	State Service of Ukraine for Geodesy, Cartography and Cadastre
UCGFEA	Ukrainian Classification of Goods of Foreign Economic Activity
UN	United Nations
UNDP	United Nations Development Programme
UNFCCC	United Nations Framework Convention on Climate Change



## INTRODUCTION

Adopted in 2000 by 189 nations at the **UN Millennium Summit, the UN Millennium Declaration** identified the Millennium Development Goals (MDGs), a comprehensive framework of core values, principles and key drivers through 2015. As soon as the universal MDGs framework was designed, many countries worldwide refined the MDGs and established country-specific development targets. Ukraine joined the UN Millennium Declaration and committed to achieve the MDGs by 2015.

In September 2015 the 70th session of the UN General Assembly in New York hosted the **UN Sustainable Development Summit**, which approved new development targets. The final document from the summit, 'Transforming our World: The 2030 Agenda for Sustainable Development', identified 17 Sustainable Development Goals (SDGs) and 169 supporting targets.

Like other UN Member States, Ukraine joined the global process of sustainable development. A participatory and inclusive process to adapt the SDGs to the Ukrainian context was launched to establish a national strategic framework for Ukraine up to 2030 based on the principle 'leave no one behind'. Every global target was reviewed, taking into consideration the specific national context. In 2016, Ukraine held four national and ten regional consultations. Following the consul-

tations, we can conclude that the SDGs should ensure the national integration of efforts for economic growth, a commitment to social justice and the need for environmental management.

In an open process to contextualize the SDG targets, the High-Level Interministerial Working Group for the organization of the process of implementing the SDGs for Ukraine and 17 Working Subgroups (one for each goal) were set up, and 32 round tables were held. Over 800 experts from the subject areas covered by the SDGs — officials, managers, specialists from UN agencies, diplomats, scientists, economists, demographers, health professionals, epidemiologists, ecologists, educators, journalists, businessmen, leaders of non-governmental organizations and other civil society representatives — joined the national SDGs identification process. The process of setting targets and establishing the baseline for further monitoring (for 15 years) launched the national discourse on measuring social progress in general and improving the national statistical system. It is necessary to create an open platform to ensure the broad participation of all stakeholders in monitoring progress to achieve the goals. The SDGs report will provide a solid foundation for future development planning. Achieving the SDGs requires deep socio-economic transformations in Ukraine and a new global partnership.

## SECTION 1

# UKRAINE'S DEVELOPMENT CHALLENGES: FROM THE MDGs TO THE SDGs (2000–2015)

At the beginning of the millennium, Ukraine's economy demonstrated relatively steady growth, which improved the social situation in the country and had a positive effect on the achievement of the MDGs. The average growth rate for the country's gross domestic product (GDP) for 2000–2007 was about 7.5 percent. During this period, therefore, Ukraine's GDP grew by almost 80 percent, and productivity by almost 70 percent. However, the positive economic and social progress in Ukraine occurred mostly because of a development model oriented towards exports of raw materials, based on the competitive advantages arising largely due to the low cost of energy and labour. This created an illusion of national economic competitiveness and a successful competition model, causing delays in addressing key systemic imbalances and necessary structural reforms. The lack of an adequate position in the international division of labour intensified Ukraine's dependence on fluctuations in the international economic environment. The inefficient structure of exports (mainly raw materials and with low added value) had a negative effect on economic growth. The lack of a consistent policy to address modern competitive factors meant that the Ukrainian economy struggled to respond to the global financial crisis in 2008–2009 and led to a record failure during the first wave of the crisis in 2009.

The subsequent recovery in 2010 in Ukraine occurred primarily due to the recovery of foreign markets. In 2010, commodity exports from Ukraine rose by 29.6 percent by volume (according to the State Statistics Service) and by 26 percent by value, as a result of the post-crisis recovery of the global economy. The highest growth rate in the industrial sector was seen by mechanical engineering, chemicals and petrochemicals, and metallurgy. However, the recovery was not accompanied by any positive changes in the production structure, as evidenced by the continuing investment crisis. Thus, the economic situation in Ukraine contin-

ued to show the prevailing trends of the pre-crisis economic model, characterized by a high level of openness of the national economy and its vulnerability to fluctuations in international markets. Ukraine faced the need to change the ideology of economic growth. The 'old industrial' economic model oriented towards exports of raw materials was increasingly failing because of the instability and collapse of foreign markets. The slowdown in global economic growth led to lower demand on world markets and a negative impact on Ukraine's export-oriented industries.

The consequences of the armed conflict in the east of the country, the uncertainty of the direction of development and the unfavourable foreign economic situation were the main factors behind the second wave of the economic downturn and the decline in manufacturing, particularly in metallurgy and in some export sectors of mechanical engineering. Today, the challenge is seen as solving problems hindering the economic growth of Ukraine and creating drivers that would help accelerate economic development and ensure changes to its nature. The very process of defining SDG targets can serve as an impetus for further sustainable development.

### Progress against the MDGs in 2000–2015.

To build the State and introduce new tools for the market regulation of social and economic processes, Ukraine needed a clearly defined and socially acceptable strategy to achieve its development goals. The economy has changed significantly since independence, requiring new approaches to the strategic planning system. After adapting the MDGs in 2003, Ukraine started changing its approach to development planning and monitoring. To summarize Ukraine's progress against the MDGs, we can note some positive changes before 2013, which were, however, offset by the events of recent years.

Thus, in terms of **eradicating poverty**, the relative poverty criterion (the proportion of the



population living below the national poverty line) fell from 26.4 percent in 2000 to 24.5 percent in 2013. However, absolute poverty has increased, and new forms of poverty have appeared in recent years.

To **ensure quality lifelong education**, certain steps have been made to reform the education system. General secondary education covers 98.3 percent of school-age children (99.3 percent of graduates from the ninth grade continue their education to obtain complete secondary education), and pre-school institutions cover 63.5 percent of children in urban areas and 39.9 percent in rural areas. Higher education covers 13.3 percent of young people aged 14–34 (14.6 percent of those aged 17–34, 24.3 percent of those aged 17–28, and 40.9 percent of those aged 17–24), but it is still necessary to ensure that education is consistent with the needs of the labour market (based on projected economic trends).

**Promoting gender equality** is a challenge for Ukraine. Achieving gender parity in government and public authorities remains a challenge, despite the achievements and changes made at the legislative and institutional levels. The gap in average wages between men and women (30 percent) is another manifestation of gender inequality.

**Child mortality** almost halved between 2000 and 2014 (from 15.6 to 9.3 deaths under 5 years of age per 1,000 live births) due to deliberate efforts, including in reforming and developing perinatal care. However, examples of inconsistencies in the statistical data from various sources indicate a need for an improved monitoring system.

Some positive trends were also seen in **improving maternal health**: maternal mortality fell by nearly 40 percent (from 24.7 to 15.1 deaths per 100,000 live births) in Ukraine between 2000 and 2015. All women are subject to regular medical examinations in the early stages of pregnancy (coverage exceeds 90 percent). However, the alarming fact is that over 40 percent of the adult population of Ukraine (including women of childbearing age) aged 18–65 have at least one chronic disease. The level of awareness of each individual's responsibility for their

own health among young people and efforts to encourage a healthy lifestyle are insufficient.

Some success has been achieved in **reducing the spread of HIV/AIDS and tuberculosis**: 2012 was the first year that saw a reduction in the number of new HIV cases (by 2 percent from the previous year), indicating a decrease in the intensity of the epidemic. According to Spectrum estimates, in 2014 there were 223,000 people (of all ages) living with HIV in Ukraine. Mother-to-child HIV transmission was reduced by almost 85 percent. Progress has been achieved primarily due to preventive measures among at-risk groups, an improved response to the epidemic and implementation of relevant national programmes. However, the situation has become more complicated in recent years.

There was some progress in **ensuring environmental sustainability**. However, due to anthropogenic load, about 70 percent of surface water and a significant proportion of groundwater reserves in Ukraine are no longer suitable as a source of drinking water. Waste management and the lack of a centralized water supply to the population living in rural areas are still major issues. About 4 million tons of pollutants are released into the air annually. Greenhouse gas (GHG) emissions and discharges of pollutants into the environment and the quantity of waste generated have been significantly reduced, largely due to the economic recession. It was possible to increase the country's forested areas and the size of nature reserves and national parks. However, there has been little or no progress in the energy sector, especially in terms of energy efficiency and renewable energy.

**Identification of national SDGs to be achieved by 2030.** A participatory and inclusive process to identify SDG targets occurred in four areas in 2016: **equitable social development; sustainable economic growth and employment; effective management; and ecological balance and building resilience**. The social vision of Ukraine's development up to 2030 covers such targets as public welfare and health being supported by innovative economic development built on the sustainable use of natural resources. It is envisaged to change the structure of exports and switch from raw materials and primary processing products to products and services

with high added value. Economic growth will be based on a 'green' economic model. Energy efficiency measures and energy-efficient practices will help significantly reduce energy consumption per unit of GDP. The share of clean energy generated will grow steadily, displacing the primarily traditional technologies, which will significantly reduce GHG emissions into the atmosphere. This will improve the quality of life without harming the environment and will become a significant factor in increasing life expectancy.

**Equitable social development.** The impact of key social issues on the public's standard of living has been exacerbated by the effects of the armed conflict in eastern Ukraine. In general, such factors as the risk to human life and health, the spread of violence, particularly against women, inequality and discrimination, increased extreme poverty and social exclusion, and the growth of socially vulnerable groups have a negative effect on a nation's human potential. The spread of a sense of social injustice and distrust of most public institutions in society has been a social threat. The recovery of economic growth and ensuring equal opportunities for women and men to participate in economic, social and political life, as well as to access basic social services (especially education and health care), are urgently needed to ensure sustainable development.

**Sustainable economic growth and employment.** The transformation processes in Ukraine have failed to build the country's economic potential. Instead, the structural, energy and financial crises have resulted in the unstable development of the national economy, as well as in lost resources, capital and time. In turn, the geopolitical conflict that has lasted for almost three years is reducing the opportunity for any efficient development. A certain economic recovery observed in 2016 is insignificant. Ukraine will still require deep systemic institutional and structural reforms, as well as a major technological change. The highest priority of economic policy should be to double real GDP growth and increase the employment rate of the working-age population to 70 percent over the next 15 years. This target will depend on: (i) the creation and development of high-tech, competitive productive enterprises (from basic science to manufacturing and services); (ii) growing

domestic demand due to rising incomes and investment processes; (iii) supporting exports with high gross added value and implementing infrastructure projects (motorways, motorway junctions, underground railways, high-speed railways, passenger vehicles for railway and water transport: cars, barges etc.); and (iv) a rapid increase in productivity in agro-industry. The basic principles followed by state and public institutions to ensure economic growth should be as follows: to focus on using primarily their own resources, to minimize borrowing and use it exclusively for development purposes, rather than maintaining the current situation; to provide comprehensive support to the development of business; to guarantee and protect property rights and the stability, transparency and simplicity of the tax system; to eradicate corruption at all levels; and to legitimize the economy. No sustainable economic growth is possible without promoting full and productive employment and decent work for all women and men or without protecting human rights and ensuring reliable and safe working conditions for all workers.

**Efficient governance.** The groundwork for achieving the SDGs is done by building – at all levels – a peaceful and open community, institutionally capable of taking efficient action. Such governance includes: providing personal security, rule of law and the fair administration of justice; the eradication of organizational and financial bases of criminal activity and corruption; and improving the efficiency of the State and local authorities based on open and transparent decision-making and public oversight of their implementation. Building peace, strengthening social cohesion and reducing all significant aspects of social conflict largely depend on the efficiency of the State and local authorities. To achieve the targets in this area, it is necessary to ensure the universal participation of citizens in state governance and the life of local communities, spread the practice of public-private partnerships, use communication technologies etc.

**Environmental balance and the development of resilience.** Ukraine belongs to a group of countries with complex environmental issues. They are typical, on the one hand, of developing countries (unregulated use and abuse of natural resources), and, on the other hand, of



industrialized countries (industrial pollution). A particular issue characteristic of the transformation period is waste management. The volume of waste generated is increasing, whereas the share of waste processed is insignificant. The continuing practice of depositing waste in overloaded landfills is a threat to the environment and increases risks to public health. The current practice of using landfills causes land degradation, while the unsustainable use of land, forest

and water resources leads to irreversible ecosystem and biodiversity losses. The proportion of protected areas (6.6 percent of the total area of Ukraine) is insufficient to prevent such losses. Another contributor to the overall negative environmental impact is the military conflict in eastern Ukraine. Considerable effort, resources and time are required to overcome the effects of the damaged landscape and infrastructure of Donetsk and Luhansk oblasts.

“

Poverty is defined as the incapacity to sustain a lifestyle common for a specific society at a specific period of time, due to the scarcity of money. Poor segments of the population include those who are unwillingly deprived of the most basic essentials: a decent dwelling, food, clothing, educational opportunities and medical treatment. Moreover, poverty is also a fear of the future caused by people's uncertainty in their human capacity. Poverty reduction is a key task of a society's development. ”

*Ella Libanova,  
Academician of the National Academy of Sciences of Ukraine,  
Director of the M.V. Ptukha Institute for Demography and  
Social Studies, National Academy of Sciences of Ukraine*





## SECTION 2

# THE SUSTAINABLE DEVELOPMENT GOALS ADAPTED FOR UKRAINE (2015–2030)

## GOAL 1



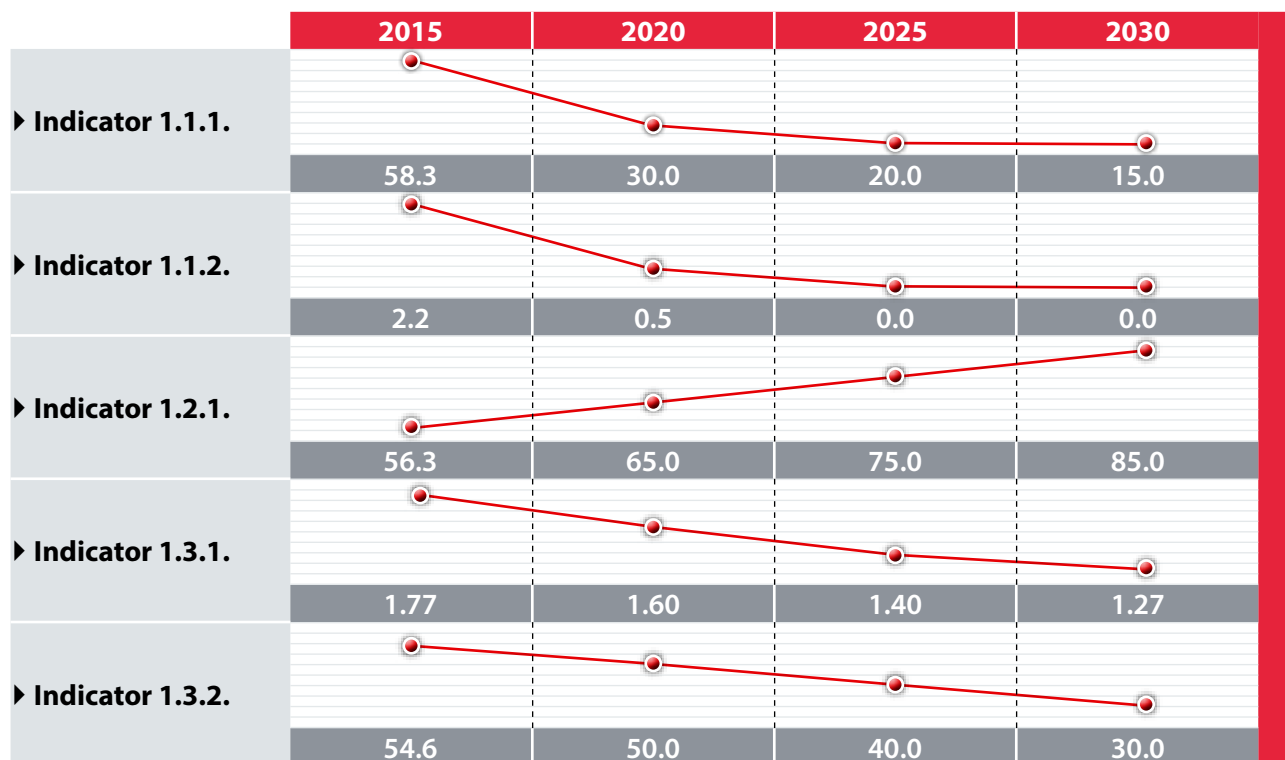
# END POVERTY

## TARGETS AND INDICATORS

<b>TARGET 1.1.</b>	▶ <b>Indicator 1.1.1.</b>
Reduce the poverty level by 75 percent, in particular through the elimination of its extreme forms	Share of the population whose average per capita equivalent total expenditure is lower than the actual (estimated) subsistence minimum, %
	▶ <b>Indicator 1.1.2.</b>
	Share of individuals whose daily consumption is below USD5.05 PPP, %
<b>TARGET 1.2.</b>	▶ <b>Indicator 1.2.1.</b>
Increase the coverage of poor people with targeted social assistance programmes	Share of the poor population covered by state social support in the total number of poor people, %
<b>TARGET 1.3.</b>	▶ <b>Indicator 1.3.1.</b>
Increase the resilience of socially vulnerable groups of the population	Ratio of poverty levels of households with children and households without children, times
	▶ <b>Indicator 1.3.2.</b>
	Share of food expenditure in total household spending, %



## TARGET VALUES OF THE INDICATORS



At the beginning of the millennium, Ukraine had shown some success in overcoming monetary poverty. However, the issue of access to services and resources for development is constantly deteriorating. The state system for offering social support to vulnerable groups has not performed its assigned functions and is relatively inefficient.

In recent years, a significant decline in real income has led to the spread of monetary poverty. Although some progress has been achieved in ending extreme poverty, the proportion of people whose daily consumption was below USD5.05 purchasing power parity (PPP) per person rose from 1.0 percent in 2014 to 2.2 percent in 2015. In 2015, the proportion of people whose total expenses were lower than the actual (estimated) cost of living more than doubled (from 28.6 percent to 58.3 percent). This deterioration was also demonstrated by indicators of non-monetary poverty.

Poverty and social exclusion are being felt more acutely in the new wave of the economic crisis. The long-term reform of social support in Ukraine and attempts to target it have not produced any tangible results. Although the vast majority of programmes involve verification of income and targeting potential beneficiaries, the funds mainly go to the non-poor population. The level of coverage of poor people with social support (55.7 percent) is lower than that of the total population (56.3 percent).

People are forced to spend more than half of their income on food – i.e. most households do not have enough resources either for their personal development or to pay for basic social services. The trend of a growing share of expenditure on food and utilities indicates a general decline in living standards and a negative structural transformation in consumption for most households.

It has been impossible to reduce the risk of poverty among vulnerable groups, especially families with children. The fact that the poverty rate among families with children is double that among those that consist of adults only shows the depth of the problem. To increase the resilience of families with children, it is necessary to drastically reform income policy, rates of pay in particular and the ideology of social benefits in general.

Large families have the highest risks of poverty in both monetary and non-monetary terms. Poverty in small families is caused by low wages and the inability of parents, especially those of younger working age, to support their children. In Ukraine poverty trends have been characterized by considerable variations depending on the type of settlement, with the incidence of poverty decreasing as the size of the settlement increases, due to the growth in employment opportunities. Excessively high rates of non-monetary poverty in rural areas are explained by the extremely limited access of rural residents to infrastructure facilities and medical, educational and social services. When non-monetary criteria are used, the settlement component dominates.

Over the past few years, such phenomena as sudden poverty (due to a loss of housing, property and livelihoods due to the armed conflict in the east of the country), medical poverty (due to illness or failure to receive treatment, to buy medicines) and poverty on the basis of debt (debts to banking institutions and super-high interest rates on loans against a decrease in real incomes) have emerged. At present, the vulnerability of almost all groups to various forms of poverty continues to increase. The housing problem is also a factor in poverty because, first, the solution of housing issues by renting property increases the risk of poverty, and, second, a significant increase in prices for housing and communal services (heating, gas, electricity, water etc.) has had a negative impact on the standard of living of a large proportion of the Ukrainian population. All forms of poverty present new challenges, because they cannot be overcome only by traditional methods – i.e. through taxation policies and by reallocating income and improving labour market policies and social support systems.

The large-scale internal displacement has caused a sudden spread of poverty or vulnerability to poverty: 5 million of the 6 million inhabitants of the Antiterrorist Operation (ATO) zone and the surrounding areas ended up suddenly impoverished or vulnerable to poverty, whether they moved to another part of the country or stayed in their place of residence.

Economic growth is the basic premise of reducing poverty. The main requirement for the reform of social support is to strike a balance between



economic feasibility and social efficiency. The basic principle of the new social protection system should be to achieve maximum coverage for the most needy by actively working to identify targets. Increasing the level of coverage of the poor population with state social support should increase the efficiency of the relevant programmes. Updating the social support system should ensure its adaptability to external changes. This means comprehensive reform, from practical changes in the local social security institutions to changes in social programmes. It is necessary to develop a new area in the social support system: emergency assistance.

The resilience of vulnerable groups, which are highly dependent on the effectiveness of social policy, should be increased by promoting equal access to resources for personal development, regardless of age, sex, location or origin. To ensure resilience, it is necessary to create conditions to grow households' financial capacity and reduce the share of expenditure on food in an average household budget by 30 percent, therefore creating more opportunities for personal development for everyone.

Ukraine should have made significant progress in reducing the extent of monetary poverty. First of all, extreme poverty should be completely eradicated by 2020.

It is planned to monitor continuously the reduction in the proportion of the poor population, as measured by the criterion of an actual minimum

income level for survival, which is calculated by the Ministry of Social Policy on a permanent basis as the estimated subsistence level compared to actual market prices. It is expedient to use the actual minimum income level for survival, instead of the officially approved subsistence minimum, because during the period of the most intense growth in consumer prices (2014–2015) the subsistence minimum was 'frozen' without adequate indexation, which caused an artificial understatement of the real scale of poverty.

Key recommendations for achieving the goal:

- Adhere to the principle of social justice when allocating funds from social support programmes, and ensure a high level of involvement of poor people in the state social support system, while reducing the proportion of non-poor people among recipients of social programmes.
- Reduce child poverty, especially its non-monetary aspects, by providing free services for children at all stages of their personal development, which will ease the burden on families with children and reduce the risk of poverty for children in their future adult life.
- Improve the prospects of unemployed but employable participants in social programmes by using effective tools to bring them into the labour market and increase their involvement in community life.
- Create conditions to grow households' financial capacity and extend their potential for development by providing free or low-cost services for certain categories of families.

“

Ukraine requires technical improvement and modernization of agricultural production in terms of increased energy efficiency and adherence to ecological norms and international standards on the quality of food supplies and raw materials, as well as guaranteed state food security. ”

*Anatoliy Maksiuta,  
Chairman of the Board of the Institute  
for Social and Economic Research*





## GOAL 2



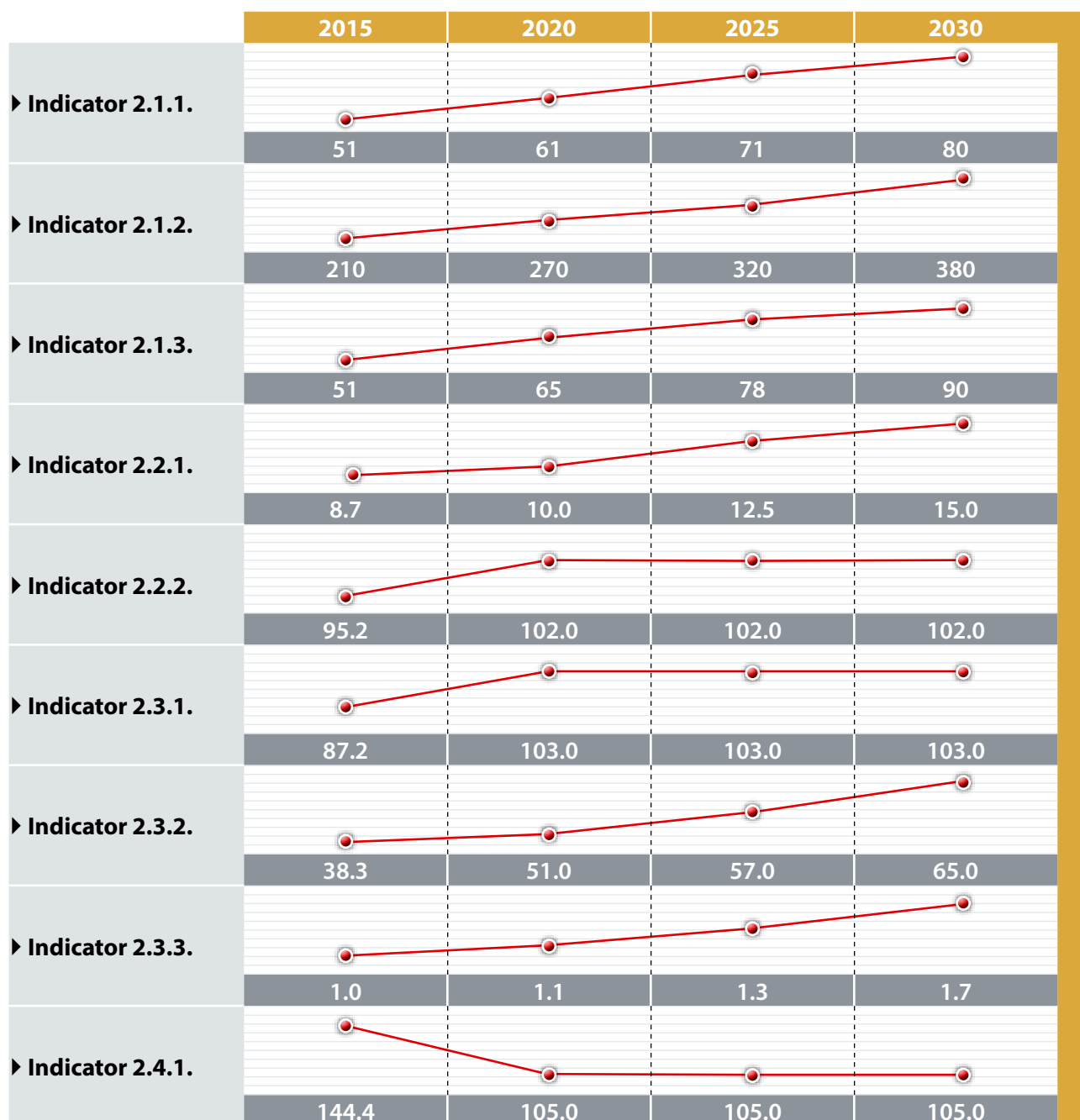
END HUNGER,  
PROMOTE  
SUSTAINABLE  
AGRICULTURE

## TARGETS AND INDICATORS

<b>TARGET 2.1.</b>  Ensure accessibility to balanced nutrition to the level of scientifically based standards for all population groups	<b>Indicator 2.1.1.</b>  Consumption of meat per capita, kg/year
	<b>Indicator 2.1.2.</b>  Consumption of milk per capita, kg/year
	<b>Indicator 2.1.3.</b>  Consumption of fruit per capita, kg/year
<b>TARGET 2.2.</b>  Double agricultural productivity, primarily through innovative technologies	<b>Indicator 2.2.1.</b>  Labour productivity in agriculture, USD1,000s per employee
	<b>Indicator 2.2.2.</b>  The index of agricultural production, %
<b>TARGET 2.3.</b>  Ensure the development of sustainable food production systems that help maintain ecosystems and gradually improve the quality of land and soil, primarily through innovative technologies	<b>Indicator 2.3.1.</b>  The index of food production, %
	<b>Indicator 2.3.2.</b>  Share of food industry and agricultural raw materials processing production in exports of Ukrainian Classifier of Goods for Foreign Economic Activity groups 1–24, %
	<b>Indicator 2.3.3.</b>  Share of agricultural land under organic production in the total area of agricultural land, %
<b>TARGET 2.4.</b>  Reduce the volatility of food prices	<b>Indicator 2.4.1.</b>  The consumer price index for food (annual average), %



## TARGET VALUES OF THE INDICATORS



The agricultural sector is the leading component of the Ukrainian economy, representing 14 percent of gross value added and 40 percent of exports, which means it has a significant influence on the country's economic and social development. Currently, the agricultural sector is basically the only driver of the Ukrainian economy.

Domestic products satisfy almost 90 percent of the population's food needs (within its purchasing power), while Ukrainian agricultural products are known in almost 200 countries worldwide. In global markets Ukraine is the largest exporter of sunflower oil, the third largest exporter of maize and oil seeds, the fourth largest exporter of barley and the sixth largest exporter of wheat.

However, further integration into the international economic space, strengthening the processes of globalization and trade liberalization, would require adaptation to constantly changing conditions and further improvement of agricultural policy.

The main issues for the agricultural sector are:

- a declining population in rural areas in general, and fewer people employed in agriculture in particular — the ratio between the urban and rural populations of Ukraine changed from 67:33 in 2000 to 69:31 in 2015, and the total rural population dropped during this period by nearly 17.6 percent (2.8 million persons), while the number of those engaged in agriculture, hunting and fishing fell by 30 percent (1.2 million people);
- low labour productivity, due to worn-out assets, outdated technology, and insufficient infrastructure in rural areas (labour productivity on farms was USD8,700 per employee in 2015, compared to about USD50,000 in Poland, and the depreciation in agriculture was estimated at 40 percent in 2015);
- the unstable competitive position of domestic agricultural products on foreign markets due to incomplete compliance with European food quality and safety standards, so that the share of food exports is lower than the share of agricultural exports (the share of food industry products and processing of agricultural raw materials in the export groups of Ukrainian Classification of Goods of Foreign Economic Activity (UCGFEA) 1–24 was only 38.3 percent in 2015, and only 20 percent of enterprises had

introduced Hazard Analysis and Critical Control Points;

- agricultural producers' lack of motivation to comply with agro-environmental requirements;
- the lack of awareness of a large number of agricultural producers of the commodity and business conditions in the industry; and
- incomplete land reform.

There are also issues that are potential threats to food security:

First, the Ukrainian diet is unbalanced. Thus, animal products account for 28 percent of calories consumed, versus the optimum level of 55 percent. An average Ukrainian citizen's consumption of meat and meat products is 64 percent of the recommended level, of milk and dairy products is 55 percent, and of fish and fish products is 43 percent. Also, consumption of fruit and berries, which are the main source of vitamins for the human body, is also significantly (43 percent) lower than standard indicators.

Spending on food is unreasonably high, amounting to 54.6 percent of total cumulative spending, which was between three and five times higher than in European Union (EU) countries in 2015. Also, households with the lowest incomes spent 63 percent of their total expenses on food, while the national average was 60 percent.

According to the Global Food Safety Index (GFSI) 2016, Ukraine ranked 63<sup>rd</sup> out of 113 countries, behind all European countries and the countries where Ukraine actively exports food, including Egypt, Tunisia and Morocco.

Providing an affordable and balanced diet for the population of Ukraine, especially for its poorest groups, has to become a policy priority for the next 15 years. The low levels of consumption of the main types of food (meat, milk, fruit) should be brought up to a reasonable level by 2030. It is impossible to implement this target without a highly efficient and competitive agricultural sector, as well as the effective use of the available natural resources.

The planned doubling of labour productivity in the agricultural sector (up to USD15,000 per person employed in the sector) will promote sta-



ble growth of gross agricultural output, which should increase by over a third by 2030. It is envisaged that the growth of agricultural production will occur subject to environmental regulations and international food quality standards. In particular, the amount of agricultural land allotted for organic production is expected to increase by nearly 300,000 hectares.

The growth in production in the agricultural sector will result in both increasing the presence of Ukrainian agricultural products in foreign markets and, above all, stimulating the development of the domestic food industry (to ensure growth of at least 3 percent annually). That, in turn, will help significantly improve the export structure of agricultural products, increasing exports of processed agricultural products and food by almost 20 percentage points in the next 15 years.

Solving the problem of the population's food security is directly linked to the development of the national economy, and, thus, to increasing household incomes. This requires complex implementation of macroeconomic measures.

Key recommendations for achieving the goal:

- Improve the investment attractiveness of the agricultural sector (by, among other things, completing the process of creating a civilized market for agricultural land).
- Stimulate the creation of small farms (up to 50 hectares), including family farms, by improving the legal framework and ensuring favourable economic and social conditions for their activities.
- Ensure the technical modernization of the agricultural and food industries, improve energy efficiency and implement energy-saving measures.
- Ensure growth in exports of food with high added value, including by completing the adaptation of Ukrainian legislation to EU agricultural requirements and ensuring the comprehensive introduction of permanent HACCP procedures at food and processing industry enterprises.
- Create an effective certification system as a clear mechanism for regulating the market for organic products and raw materials.
- Ensure the stability, predictability and transparency of state support for the agricultural sector by introducing a medium-term budget plan and providing financial support for agricultural production of at least 1 percent of gross agricultural output. Public funds should initially target priority funding of innovative investment projects and stimulating the development of small businesses.
- Develop and implement a targeted food assistance programme for the most vulnerable groups.
- Launch 'School Milk', 'Vegetable Mix' and 'School Lunch' programmes to provide children of different age groups with daily access to a minimum ration and ensure a third of their daily calories.
- Conduct information campaigns on promoting healthy nutrition, especially at pre-school and school institutions.
- Limit the excessive volatility of food prices and ensure the proper functioning of food markets, in particular by reducing market risks by diversifying agricultural market instruments (insurance, security funds, forward trading, derivatives trading, e-commerce etc.).

“

Health is a unique human treasure. Improvement in people's health is the main concern of the community working towards welfare and sustainable growth.

”

*Olena Makarova,  
Corresponding Member of the National  
Academy of Sciences of Ukraine*





## GOAL 3



# HEALTHY LIVES AND WELL-BEING

## TARGETS AND INDICATORS

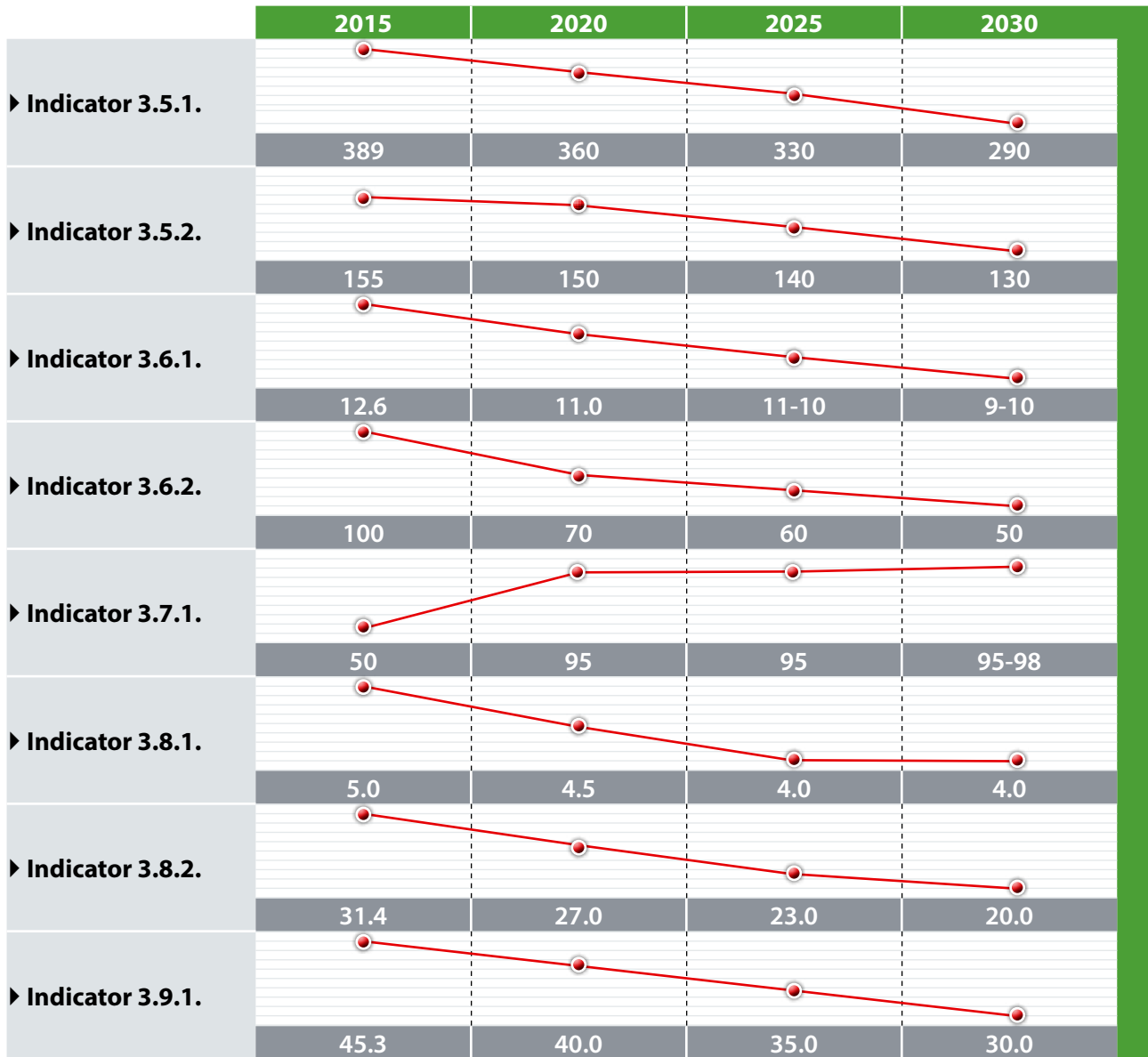
<b>TARGET 3.1.</b>	<b>Indicator 3.1.1.</b>
Reduce maternal mortality	Number of cases of maternal mortality, per 100,000 live births
<b>TARGET 3.2.</b>	<b>Indicator 3.2.1.</b>
Minimize preventable mortality among children under 5	Mortality of children under 5, cases per 1,000 live births
<b>TARGET 3.3.</b>	<b>Indicator 3.3.1.</b>
End the epidemics of HIV/AIDS and tuberculosis, including through innovative practices and treatments	Number of patients diagnosed with HIV for the first time, per 100,000 persons
	<b>Indicator 3.3.2.</b>
	Number of patients diagnosed with active tuberculosis for the first time, per 100,000 persons
<b>TARGET 3.4.</b>	<b>Indicator 3.4.1.</b>
Reduce premature mortality from non-communicable diseases	Number of deaths from cerebrovascular disease at the age of 30–59, per 100,000 men of corresponding age
	<b>Indicator 3.4.2.</b>
	Number of deaths from cerebrovascular disease at the age of 30–59, per 100,000 women of corresponding age
	<b>Indicator 3.4.3.</b>
	Number of deaths from malignant breast tumours at the age of 30–59, per 100,000 women of appropriate age
	<b>Indicator 3.4.4.</b>
	Number of deaths from malignant cervical tumours at the age of 30–59, per 100,000 women of appropriate age



<b>TARGET 3.5.</b>	<b>Indicator 3.5.1.</b>
Reduce by a quarter premature mortality, including through the introduction of innovative approaches to diagnosing diseases	Probability of dying at the age of 20–64, men, per mille
	<b>Indicator 3.5.2.</b>
	Probability of dying at the age of 20–64, women, per mille
<b>TARGET 3.6.</b>	<b>Indicator 3.6.1.</b>
Reduce serious injuries and deaths from road traffic accidents, including through innovative practices of resuscitation, treatment and rehabilitation after road traffic accidents	Number of deaths from road traffic accidents, per 100,000 persons
	<b>Indicator 3.6.2.</b>
	Number of serious injuries from transport accidents/road traffic accidents per 100,000 persons, % of 2015 level
<b>TARGET 3.7.</b>	<b>Indicator 3.7.1.</b>
Ensure universal, quality immunization with innovative vaccines	Immunization coverage under the national immunization programme (as prescribed), %
<b>TARGET 3.8.</b>	<b>Indicator 3.8.1.</b>
Reduce the prevalence of smoking among the population through innovative media to inform about negative effects of smoking	Share of women who smoke at the age of 16–29, %
	<b>Indicator 3.8.2.</b>
	Share of men who smoke at the age of 16–29, %
<b>TARGET 3.9.</b>	<b>Indicator 3.9.1.</b>
Reform health care financing	Share of expenditures of the population in general spending on health, %

## TARGET VALUES OF THE INDICATORS





The high level of premature mortality, especially among men, resulting in a life expectancy 12–14 years shorter than that in developed countries is an acute social problem of modern Ukraine. Some 389 out of every 1,000 men aged 20 do not live to 65 (300 more than in Sweden or Switzerland, and 200 more than in Poland). The most striking differences are observed in the young and middle-aged populations, and mostly from causes that are preventable: more than half of deaths at the age of 20–64 can be avoided. The 10-year difference in life expectancy between men and women, which is still the case in Ukraine, is almost double that of developed countries.

The main issues of reproductive health in the country are maternal and infant mortality, high levels of abortion, premature pregnancy, high levels of complications in pregnancy and childbirth, the prevalence of female and male infertility, and the growth of the incidence of cancer at a young age.

A positive trend in infant and maternal mortality levels has been observed in Ukraine since 2000, but they still do not meet the European average. The main reason is the relatively high mortality due to external causes (almost every third death in the age range of 1–5 years in 2015), which can be prevented if appropriate childcare is in place.

The incidence of HIV and tuberculosis shows that the country is disadvantaged in this regard. Ukraine has one of the highest HIV rates in Europe. According to early 2016 estimated data, 220,000 people living with HIV reside in Ukraine,<sup>1</sup> with 130,000 of them under medical supervision. Nearly half of people living with HIV are women, and 88 percent of them are of reproductive age. Over 50 percent of new HIV cases are diagnosed along with AIDS, due to late presentation for medical attention. Ukrainian legislation guarantees access to and quality of medical examination, observation, provision of psychosocial, legal and medical advice, medical care and medical support, social and legal protection and prevention of any form of discrimination in relation to HIV. A high level of stigma and discrimination related to HIV/AIDS is one of the factors causing the spread of the HIV epidemic in Ukraine. The

highest pre-conflict (before 2014) HIV incidence was recorded in eastern Ukraine. The ongoing conflict is leading to an increased risk of HIV transmission. In fact, research<sup>2</sup> confirms the correlation between violence, stigma and HIV. Displaced women are the most vulnerable because of the increased risk of human trafficking, gender-based violence and other factors.

The probability of death of the population aged 30–70 from the four main non-communicable diseases is 28 percent.<sup>3</sup> The prevalence of non-communicable diseases and mortality caused by them will grow in the coming decades, including due to population aging. In Ukraine, the mortality rate caused by strokes among people aged 30–44 is six times higher than in Sweden, and among those aged 45–59 it is nearly eight times higher. The mortality rate among women aged 45–59 caused by cervical cancer, which is relatively easy and inexpensive to diagnose and cure if detected early, is nearly five times higher than in Sweden. Effective action to prevent and combat non-communicable diseases could save millions of lives, increase labour productivity, improve the quality of life and reduce health care costs.

Deaths and injuries in traffic accidents are losses of life and health that can be prevented. In 2015, three quarters of Ukrainians killed in traffic accidents were of working age, and 37.2 percent were aged 14–35. The risk of dying as a result of traffic accidents in low- and middle-income countries is 1.4 times higher than in the rich countries of the World Health Organization's European Region, where 43 percent of those who die are pedestrians, motorcyclists and cyclists – i.e. vulnerable road users.<sup>4</sup> In 2015 almost half of deaths as a result of road accidents in Ukraine were of pedestrians.

It is extremely important for Ukraine to ensure public access to quality and efficient health care and to reduce the pressure of the financial risks associated with ill health. Unfortunately, the

<sup>1</sup> Ukrainian Centre for Socially Dangerous Disease Control, Newsletter No. 45, HIV Infection in Ukraine, Ministry of Health of Ukraine, Kyiv, 2016.

<sup>2</sup> Positive Women, 'Sexual and reproductive health, gender equality and human rights, gender-based violence, economic and political opportunities for women living with HIV in Ukraine', Positive Women, Swansea, UK, 2016.

<sup>3</sup> World Health Organization, 'Global status report on non-communicable diseases 2014', World Health Organization, Geneva, 2014.

<sup>4</sup> World Health Organization, Road traffic injuries: the facts in the WHO European Region, [http://www.euro.who.int/\\_\\_data/assets/pdf\\_file/0005/308831/Infograph-road-traffic-injuries-en.pdf?ua=1](http://www.euro.who.int/__data/assets/pdf_file/0005/308831/Infograph-road-traffic-injuries-en.pdf?ua=1).



general decline in living standards and rising incidence of poverty have caused a deterioration of access to health care, primarily because of the prohibitive cost of medicines, medical supplies and health services. In particular, 24 percent of households are unable to acquire necessary, but very expensive medicines. A third (32 percent) of poor households and 20 percent of the wealthiest cannot obtain the medicines, medical products and services they needed.

Ensuring the Ukrainian public's sanitary and epidemiological welfare, including immunization, is a prerequisite for improving the nation's health. A massive intervention of that scale should be carried out and monitored by the State. Given the problems of recent years, ensuring access to affordable and efficient vaccines and timely immunization that complies with the national immunization programme is one of the most important tasks. In the past, when vaccination coverage was 97–99 percent due to an effective immunization policy, a satisfactory level of population immunity was achieved, which helped curb the spread of infectious diseases. Currently though, for example, in 2015, the immunization coverage of newborns against tuberculosis was only 45.2 percent, for children over 1 year old against pertussis 42.5 percent and against diphtheria/tetanus 42.4 percent, and for those over 2 years old against measles, mumps and rubella 72.0 percent.

The prevalence of tobacco smoking among the population (the risk factor for several non-com-

municable diseases, and the most significant risk factor in Ukraine) remains high. Reducing smoking would contribute to a reduction in the loss of life and health caused by both active smoking and exposure to tobacco smoke. However, it is difficult to monitor this indicator due to a lack of representative surveys using the same methodology whose results might be compared over time.

Key recommendations for achieving the goal:

- Create a legislative framework for a new health financing system based on the principles of social responsibility, transparency and socio-economic justification.
- Introduce a model of a state guarantee for a package of medical care that should be accessible to the whole population, regardless of sex, place of residence, level of welfare and other socio-demographic characteristics.
- Implement the programme to reduce tuberculosis and HIV/AIDS.
- Ensure the continued implementation of immunization programmes in compliance with the National Preventive Vaccine Calendar.
- Develop and implement a comprehensive transport safety programme, which should include strict control of road safety and vehicles, improvement of the quality of roads, and training and information dissemination to prevent traffic-related violations.
- Disseminate information about healthy lifestyles and responsible healthy behaviour, especially among children and young people.

“

The reform of secondary education in Ukraine is an investment in the future of our country, because school is what forms the mindsets of our children, who will eventually govern the State and take responsibility for its economy. ”

*Liliia Hrynevych,  
Minister of Education and Science of Ukraine*





## GOAL 4



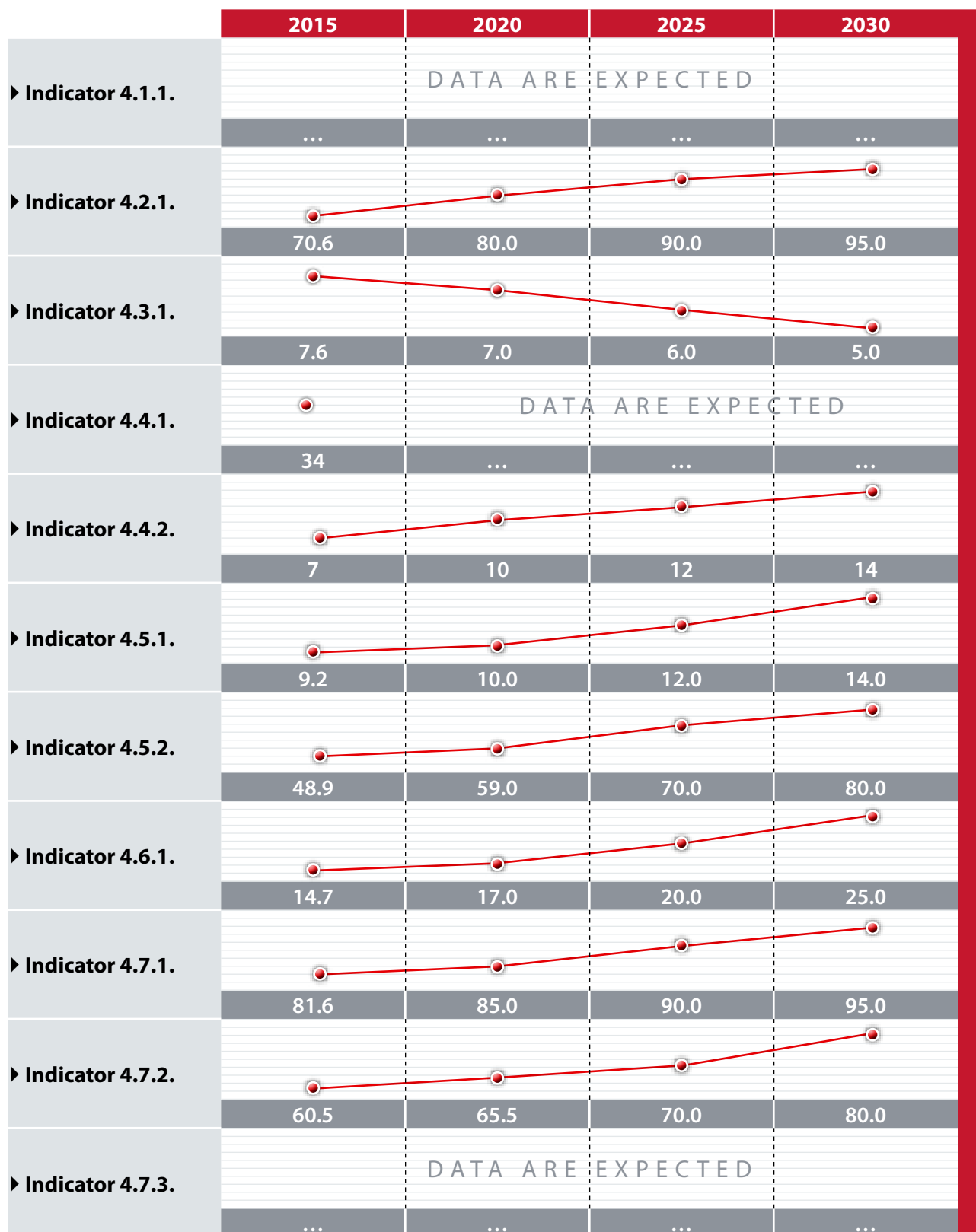
# QUALITY EDUCATION

## TARGETS AND INDICATORS

<b>TARGET 4.1.</b>	<b>Indicator 4.1.1.</b>
Ensure access to quality school education for all children and adolescents	Share of the population satisfied with the access to and quality of schooling services, %
<b>TARGET 4.2.</b>	<b>Indicator 4.2.1.</b>
Ensure access to quality pre–primary development for all children	Net pre–primary enrolment rate for children aged 5, %
<b>TARGET 4.3.</b>	<b>Indicator 4.3.1.</b>
Ensure access to vocational education	Share of households whose members suffer from a lack of money to enable any member of the household to receive vocational training, %
<b>TARGET 4.4.</b>	<b>Indicator 4.4.1.</b>
Improve the quality of tertiary education and ensure its close relationship with science, and promote the establishment of towns of education and science in the country	Ukraine’s position in the Global Competitiveness Report rating by the quality of higher education
	<b>Indicator 4.4.2.</b>
	Number of university towns, units
<b>TARGET 4.5.</b>	<b>Indicator 4.5.1.</b>
Increase the prevalence of knowledge and skills required for decent jobs and entrepreneurship among the population	Enrolment rate of adults and youth in formal and informal forms of education and professional training in the last 4 weeks, % of population aged 15–70
	<b>Indicator 4.5.2.</b>
	Share of the population who reported using the Internet over the past 12 months, %
<b>TARGET 4.6.</b>	<b>Indicator 4.6.1.</b>
Eliminate gender disparities among school teachers	Share of men among school teachers, %
<b>TARGET 4.7.</b>	<b>Indicator 4.7.1.</b>
Create a modern learning environment in schools, including inclusive education, through innovative approaches	Share of rural full-time secondary schools with Internet access, %
	<b>Indicator 4.7.2.</b>
	Share of rural full-time secondary schools with computer software training, %
	<b>Indicator 4.7.2.</b>
	Share of full-time secondary schools with inclusive education, %



## TARGET VALUES OF THE INDICATORS



Ensuring quality education and lifelong access to it for everyone combines several important indicators – quality, equity, accessibility, participation and universal encouragement. The level of school enrolment and the literacy rate of the adult population are traditionally high in Ukraine, and no significant gender or social inequalities are observed for any educational levels. Indeed, Ukraine is ahead of both the Europe and Central Asia (ECA) region and even some countries with a high level of human development in terms of its gross tertiary education enrolment rate and average length of education. However, the increased number of educational opportunities in Ukraine is due to the lower quality of educational services in a number of institutions, and the structural deterioration of the infrastructure of the educational system continues. The social and economic effects of the commercialization of education are becoming worse, and the areas of educational inclusion and education for life are currently still in their infancy. Unfortunately, the statistics available limit the possibility of performing qualitative analysis of the state of education.

Despite the legally established right to pre-school education and a huge demand for it among the population, the level of coverage of pre-school educational institutions in Ukraine is low. Only 77.4 percent of 5-year-old children in urban areas and 57.4 percent in rural areas attended pre-school educational institutions in 2015. Furthermore, 17,800 rural settlements (or 66 percent of the total number in Ukraine where children under the age of 6 live) do not have pre-primary institutions at all. The absence of kindergartens in some settlements, their overcrowding in others, outdated materials and technical equipment, the lack of alternative forms of preparation for school, and high prices for pre-school services in the private sector all affect the chances of the significant proportion of would-be first-graders of obtaining equal starting opportunities. The pre-school educational system needs to function fully by providing quality care, education, development and training for all children regardless of their health status, place of residence or family wealth.

The quality of school education is the central problem of the educational sector, due to insufficient modern educational infrastructure (appro-

priately equipped classrooms and laboratories, gyms, canteens etc.). Modern, specialized laboratory equipment for science classrooms is available in about 15 percent of schools, while the rest use morally and technically obsolete equipment which dates back several decades. Certain subjects (especially foreign languages and computer science in rural schools) are not fully staffed, and many schools are inaccessible in terms of their location or their architecture.

The results of the External Independent Evaluation (EIE) indicate growing inequality in levels of attainment between schools differentiated by type of settlement and educational institution. The type of school is a strong differentiating factor in the average EIE score in Kyiv and in oblast centres, it is less important in other cities, and the weakest in urban settlements and villages, where the test results in different types of educational institutions vary less. The ever-increasing use of private tutors to prepare high-school students for the EIE reflects, on the one hand, the flaws of school services and, on the other, the unequal opportunities for students from poor families and villages.

The introduction of the concept of lifelong education requires a significant increase in the participation of the population (especially those who are socially vulnerable) in educational programmes. Currently, the level of participation of the population aged up to 70 in formal and informal forms of education and vocational training is about 9 percent, but young people are the most active: 92.2 percent of the population aged 15–24 are covered by different types of training.

The development and monitoring of information and communication technology (ICT) skills demonstrates dynamic growth in the number of Internet users in Ukraine: from 22.0 percent in 2010 to 48.9 percent in 2015 (from 28.9 percent to 58.4 percent in urban areas, and from 7.5 percent to 30.3 percent in rural areas).<sup>1</sup> In terms of where people access the Internet, the number of users at home rose from 82.2 percent to 91.6 percent, at work from 10.5 percent to 12.4 percent, and on a mobile phone from 7.3 percent<sup>2</sup> to

<sup>1</sup> State Statistics Service of Ukraine, 'Internet access at Ukraine's households in 2015', State Statistics Service of Ukraine, Kyiv, 2016.

<sup>2</sup> Data for 2013.



16.6 percent. Lower levels of Internet usage in Ukraine are mainly among low-income groups and the elderly population. It is also important for Ukraine to rapidly modernize rural schools, especially by providing Internet connections and offering computer training.

A significant issue for Ukraine is education for children with disabilities and special needs. Monitoring of the proportion of educational institutions offering inclusive education at the national level is planned to start in 2017. It is necessary to eliminate gender inequality in vocational and higher education in different professions, caused by gender stereotypes of the roles of women and men in society. It is one of the reasons for the deepening occupational segregation and concentration of women in lower-paid sectors and which can stand in the way of sustainable de-

velopment. For example, according to the State Statistics Service, in 2015, women accounted for almost 77 percent of workers in education in Ukraine.

Key recommendations for achieving the goal:

- Reform the educational sector and update educational standards.
- Ensure equal access to education and vocational training for vulnerable groups, including people with disabilities and those in a vulnerable position.
- Update learning content by introducing curricula on sustainable development, sustainable consumption, human rights, gender equality, culture, social cohesion, peace and non-violence etc.
- Ensure that education meets the needs of social development.

“


It is important to end all forms of discrimination against women and girls in Ukraine. This target is of the utmost importance. ”

*Galyna Meshcheryakova, National Consultant on Gender Mainstreaming, UN Women in Ukraine*





## GOAL 5



# GENDER EQUALITY

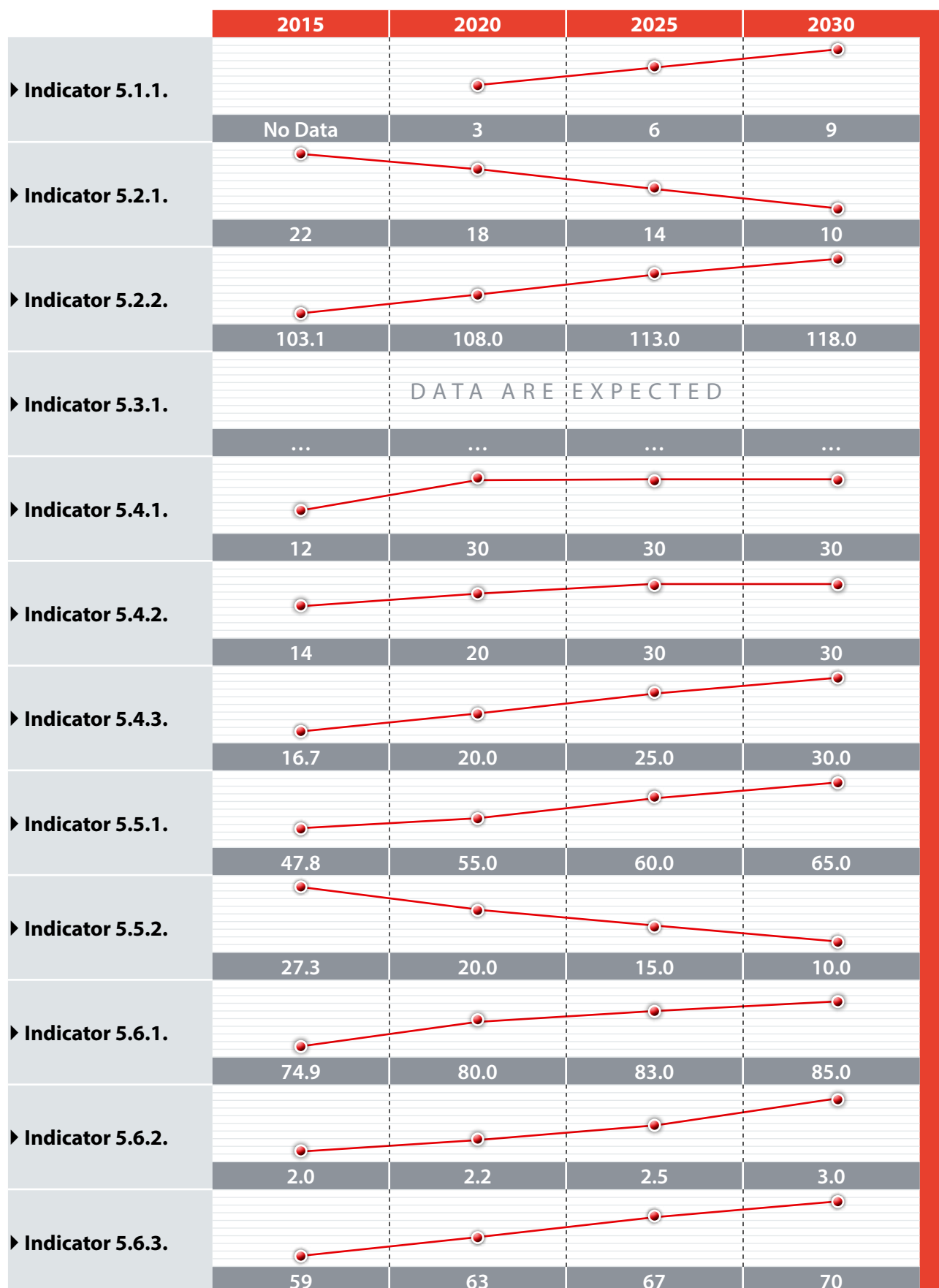
## TARGETS AND INDICATORS

<b>TARGET 5.1.</b>	<b>Indicator 5.1.1.</b>
Create an environment for ending all forms of discrimination against women and girls	Number of normative acts which were revised or adopted to provide men and women with equal rights and opportunities and to prevent discrimination against women and girls
<b>TARGET 5.2.</b>	<b>Indicator 5.2.1.</b>
Reduce the level of gender-based and domestic violence, and ensure efficient prevention of its manifestations and timely assistance to victims	Share of women aged 15–49 who have experienced at least one form of physical or sexual violence, %
	<b>Indicator 5.2.2.</b>
	Number of complaints regarding domestic violence, thousands
<b>TARGET 5.3.</b>	<b>Indicator 5.3.1.</b>
Encourage shared responsibility for housekeeping and child-rearing	Ratio of duration of unpaid domestic work (housekeeping, care for children and other family members etc.) between men and women, %
<b>TARGET 5.4.</b>	<b>Indicator 5.4.1.</b>
Ensure equal opportunities for representation at all levels of decision-making in political and public life	Share of women among the Members of Parliament of Ukraine, %
	<b>Indicator 5.4.2.</b>
	Share of women among the members of oblast councils and local councils of oblast significance, %
	<b>Indicator 5.4.3.</b>
	Share of women in senior positions of public service (Category A positions), %



<b>TARGET 5.5.</b>	<b>Indicator 5.5.1.</b>
Increase the population's access to family planning services and reduce teenage fertility	Level of current use of modern contraception by married and unmarried sexually active women aged 15–49, %
	<b>Indicator 5.5.2.</b>
	Fertility rate among women aged under 20, per 1,000 women aged 15–19
<b>TARGET 5.6.</b>	<b>Indicator 5.6.1.</b>
Expand economic opportunities for women	Ratio of average wages for men and women, %
	<b>Indicator 5.6.2.</b>
	Average weighted entrepreneurship index for women (SME policy index), points
	<b>Indicator 5.6.3.</b>
	Employment rate of women aged 25–44 with children aged 3–5, %

## TARGET VALUES OF THE INDICATORS





Generally, the specifics of gender issues in Ukraine reflect the disparity in the situations of women and men caused by certain stereotypes and deep systemic problems, which include the lack of rule of law, an old social security system, the weak capacity of the national mechanism for improving women's situation and a lack of political will. According to the Global Gender Gap Index,<sup>1</sup> women's levels of education and health have a positive effect on Ukraine's rating. However, the country has lost a lot of points and fell from 56<sup>th</sup> place in the world in 2014 to 69<sup>th</sup> in 2016, largely due to gender gaps in terms of economic opportunities and political participation. As a result, women are disproportionately underrepresented in decision-making, have lower average incomes than men and do most of the unpaid household work. The steady influence of gender stereotypes leads to the spread of phenomena such as occupational segregation of employment based on sex, the inability to recognize signs of gender discrimination due to a low level of awareness of the different forms of domestic violence, and the absence of standard practices when victims turn to the authorities for assistance.

To eliminate all forms of discrimination against women and girls, relevant legislation needs to be developed. To this end, it is necessary to analyse the acts that regulate various aspects of socio-economic development and devise recommendations for amending policies and legislation.

Gender-based violence, which is a violation of one of the basic human rights, affects women and girls. It is manifested in various forms of physical, sexual or psychological aggression or controlling behaviour: 22 percent of women aged 15–49 have experienced at least one form of physical or sexual violence.<sup>2</sup> However, the problem remains largely invisible because very few victims seek help because of the fear of social censure or possible retaliation from offenders (thus, in 2015, 103,100 victims of violence sought protection from social security agencies). Another problem is the low level of public awareness of specialized social and psychological support services, and the lack of fa-

cilities providing temporary shelter to victims of domestic violence. Thus, the growing number of complaints about gender-based violence would indicate an increased level of identification of victims, adequate coverage of services, growing public trust in public institutions and a reduction in the stigmatization of victims of violence in communities. However, as administrative data makes it difficult to assess the scale of the issue, the monitoring and evaluation of progress will be based on data from periodic public opinion surveys.

Another important factor in gender inequality is the persistence of obsolete views on the distribution of family responsibilities. Women traditionally perform the bulk of unpaid work, caring for household members and doing domestic work, yet this is never captured by economic indicators and is not included in the system of national accounts. Unfortunately, there is no mechanism to evaluate time spent on unpaid work by women and men in Ukraine. Therefore, a system to monitor the time spent by women and men working in the household, disaggregated by type of settlement (city/village), will require the introduction of a single standard for data collection at the national level. It is also important to develop the social services infrastructure to reduce women's burden and enhance their opportunities for personal development and participation in all spheres of life.

The principles of shared responsibility in household management and the alignment of family responsibilities involve increasing men's participation in parenting, including by encouraging them to take paternity leave until the child is 3 years old. Currently, only 3 percent of men have taken advantage of this opportunity. Given the absence of relevant indicators in regular statistical surveys, it is important to start collecting information and to conduct surveys of both employers' attitudes and public opinion on the possibility of introducing compulsory parental leave for childbirth.

Political representation of women remains very low in Ukraine despite the introduction of a 30 percent gender quota in the electoral process. Women make up only 12 percent of Members of Parliament; this figure is considerably lower than the European average of 25.8 per-

<sup>1</sup> World Economic Forum, 'The Global Gender Gap Report 2016', <https://www.weforum.org/reports/the-global-gender-gap-report-2016>.

<sup>2</sup> UNFPA survey 2014.

cent. Women are better represented among the deputies of local councils at lower administrative and territorial levels, but they still account for only 14 percent of the deputies of regional councils and local councils of regional importance. The same 'glass ceiling' that restricts women's promotion to senior management positions is observed in the public sector. Although women generally represent the majority of employees in the civil service, their representation drops significantly in higher management positions. Women comprise only 16.7 percent of senior officials involved in decision-making at the highest level (Category A positions). The disproportionately low level of women's involvement in political decisions is inconsistent with the doctrine of representative democracy and complicates further the promotion of gender equality in other areas of life. Thus, expanding women's political power and observing gender parity at the highest levels of government (Category A positions) basically remain the top priorities for gendered development in Ukraine.

In the context of ensuring gender equality, it is important to improve the accessibility of family planning services for the general public. The possibility of making conscious and informed decisions regarding the desired number of children and their birth timing affects women's reproductive health, prospects in the labour market, professional growth, career development, civic engagement etc. Since early motherhood severely limits opportunities for education and employment, it is important to reduce adolescent childbearing, which, despite a significant reduction (from 32.1 live births per 1,000 women aged 15–19 in 2000 to 27.3 live births in 2015) is still significantly higher than the EU average of 12.6 live births per 1,000 women in 2012). The highest teenage birth rate has traditionally been recorded in Zakarpattia (52.8 live births per 1,000 women aged 15–19), which may be associated with the spread of early marriages in Roma communities living in the region (for example, 161 births by mothers under 16 were recorded in the region in 2015). The early child-birth rate is quite high in Kirovohrad, Mykolaiv and Kherson oblasts (respectively, 41.5, 35.8 and 34.4 live births per 1,000 women).

In general, the issue of unwanted pregnancies is still a significant one for Ukraine's population,

with nearly half of respondents to the Ukraine Demographic and Health Survey in 2007 (46.2 percent of women aged 15–49) reporting at least one abortion during their lives. Clearly, high abortion rates are due to insufficient use of family planning methods. According to the 2012 Multiple Indicator Cluster Survey, at the time of the survey only 47.8 percent of married women aged 15–49 and 74.1 percent of sexually active unmarried women of reproductive age were using modern contraception. Hence, there is a growing need to provide information and educational outreach about family planning methods and services, promote a responsible attitude to women's own reproductive health and make modern contraception available to vulnerable groups.

Gender inequality in terms of the population's economic opportunities has multiple dimensions, covering employment levels and roles, earnings and asset ownership, opportunities for career development and involvement in business activities. The main manifestation is a gender gap in wages, which exacerbates the impacts of all imbalances in employment. Although, this gap has narrowed since the early 2000s, women's average pay is still under 75 percent of men's (UAH3,631 vs. UAH4,848 a month in 2015). In this respect, Ukraine lags far behind European countries, where gender pay differences are on average 16.4 percent (EU-27 in 2013). Among the factors that influence women's lower earnings are the impact of occupational segregation by sex, which resulted in concentrating most female employment in lower-paid economic activities (education, health care and social assistance, libraries, archives, museums and other cultural institutions) and in lower-level positions; women's greater disposition to part-time employment; differences in the duration of employment etc. However, numerous studies and monitoring campaigns confirm cases of direct gender discrimination in the labour market, such as biased attitudes among employers to hiring women and lower pay for women doing the same work as men.

The stereotypical perception of women as less valuable employees is largely based on the possibility of their having children and taking a long break from employment (child-care leave until the child reaches 3 years, and in some cas-



es even 6). Indeed, the need to raise pre-school children often shifts working women's priorities towards family responsibilities. The employment rate of women with children aged 3–5 is significantly lower than that of women aged 25–44 (59 percent vs. 71 percent). Thus, to create favourable conditions for workers with children to combine their professional and family responsibilities, it will be necessary to conduct advocacy activities with employers, encourage remote employment and flexible working hours and develop a network of pre-school institutions, especially in rural areas.

Encouraging women's entrepreneurship is an important target of inclusive development because of the barriers to starting a business and accessing credit for its development that women face. In international practice, women's entrepreneurship is seen as part of economic policy on small and medium-sized enterprises (SMEs). According to recent data, the average weighted index of women's entrepreneurship<sup>3</sup> in Ukraine is 2.5 points, which is significantly lower than in other countries of the Eastern Partnership. There is, therefore, a need to create a favourable environment for business development and women's business initiatives and expand forms of grant support and microcredit programmes for women's entrepreneurship.

The intensification of the armed conflict in eastern Ukraine and the large-scale flows of Internally Displaced Persons (IDPs) dominated by women has led to the development of new gender challenges. These challenges are associated with increased risks of gender-based violence,

the existence of the preconditions for discrimination against vulnerable groups, the lack of opportunities for decent employment and income generation, and increasing demand for social services at the community level.

The Constitution and laws of Ukraine guarantee gender equality in all spheres of life. The country has also ratified all the major international agreements on gender equality and women's rights, but there are no effective mechanisms to enforce these obligations. Therefore, to ensure equal rights and opportunities for women and men, it is necessary to make efforts to strengthen the institutional mechanism for gender equality and develop an integrated approach to address organizational barriers to the public response to gender inequality and discrimination. The targets should be as follows: the integration of a gender perspective in strategic planning and the national priorities of the current reforms; the strengthening of state institutions at national and local levels to ensure that legislation is implemented; and the adoption and improvement of strategies and mandatory laws to promote gender equality and the empowerment of all women and girls at all levels.

Key recommendations for achieving the goal:

- Ensure gender equality and prevent any manifestations of gender discrimination.
- Ensure equal rights and opportunities for women and men.
- Increase women's participation in decision-making.
- Take into account a wide range of gender priorities in achieving all the SDGs.

<sup>3</sup> The development of women's entrepreneurship is evaluated in the following sectors: Women's Entrepreneurship Support System, Institutional Support of Economic Policy for Women's Entrepreneurship, Best Practices in Women's Entrepreneurship, and Learning to Promote Women's Entrepreneurship. Source: OECD/European Union/EBRD/ETF, 'SME Policy Index: Eastern Partner Countries 2016. Assessing the Implementation of the Small Business Act for Europe', OECD Publishing, Paris, 2015, [http://www.oecd.org/global-relations/SME\\_Policy\\_Index\\_Eastern\\_Partners\\_2016\\_Russian.pdf](http://www.oecd.org/global-relations/SME_Policy_Index_Eastern_Partners_2016_Russian.pdf) (in Russian); [http://www.keepeek.com/Digital-Asset-Management/oecd/development/sme-policy-index-eastern-partner-countries-2016\\_9789264246249-en#WXYtMum2wdU](http://www.keepeek.com/Digital-Asset-Management/oecd/development/sme-policy-index-eastern-partner-countries-2016_9789264246249-en#WXYtMum2wdU) (in English).

“

The National Water Strategy has to ensure access to good-quality water resources and lay the foundations to overcome the fundamental inequality between urban and rural areas in their access to water and sanitation. ”

*Viacheslav Sorokovskyi,  
Decentralization and Public Services Expert,  
Swiss–Ukrainian Decentralization Support  
Project to Ukraine (DESPRO)*





## GOAL 6



# CLEAN WATER AND SANITATION

## TARGETS AND INDICATORS

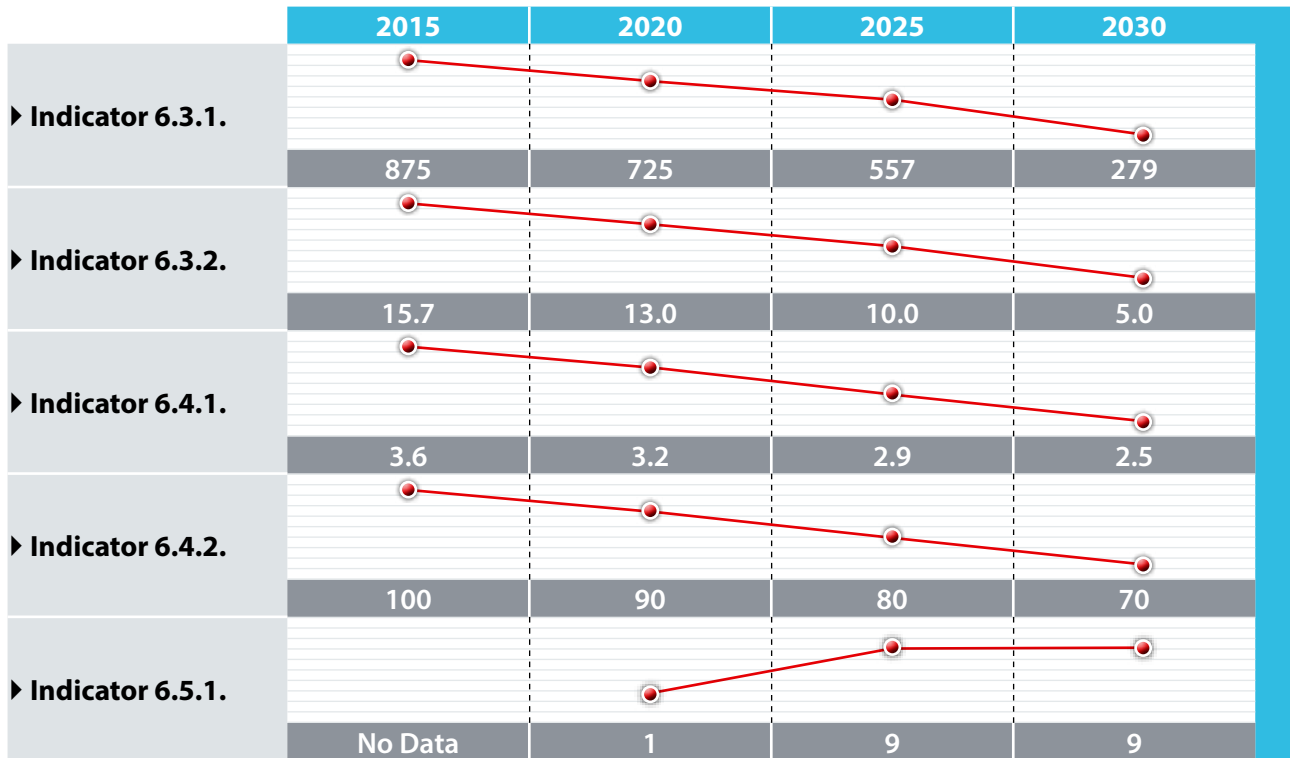
<p><b>TARGET 6.1.</b></p> <p>Provide access to quality services of safe drinking water, and ensure the construction and reconstruction of centralized drinking water supply systems using the latest technologies and equipment</p>	<p>► <b>Indicator 6.1.1.</b></p> <p>Share of the rural population with access to safe drinking water, %</p> <p>► <b>Indicator 6.1.2.</b></p> <p>Share of the rural population with access to affordable drinking water of assured quality, %</p> <p>► <b>Indicator 6.1.3.</b></p> <p>Share of the urban population with access to safe drinking water, %</p> <p>► <b>Indicator 6.1.4.</b></p> <p>Share of the urban population with access to affordable drinking water of assured quality, %</p> <p>► <b>Indicator 6.1.5.</b></p> <p>Share of the rural population with access to centralized water supply, %</p> <p>► <b>Indicator 6.1.6.</b></p> <p>Share of the urban population with access to centralized water supply, %</p>
<p><b>TARGET 6.2.</b></p> <p>Provide access to modern sanitation systems, and ensure the construction and reconstruction of water intake and sewage treatment facilities using the latest technologies and equipment</p>	<p>► <b>Indicator 6.2.1.</b></p> <p>Share of the rural population with access to improved sanitation, %</p> <p>► <b>Indicator 6.2.2.</b></p> <p>Share of the urban population with access to a centralized water drain, %</p>



<b>TARGET 6.3.</b>	<b>Indicator 6.3.1.</b>
Reduce the discharge of untreated wastewater, primarily through innovative technologies of water purification at the national and individual levels	Volume of discharge of polluted (polluted without treatment or insufficiently treated) wastewater into water bodies, millions of cubic metres
	<b>Indicator 6.3.2.</b>
	Share of discharge of polluted (polluted without treatment or insufficiently treated) wastewater into water bodies in total discharges, %
<b>TARGET 6.4.</b>	<b>Indicator 6.4.1.</b>
Increase the efficiency of water use	Water content of GDP, cubic metres of water used per UAH1,000 of GDP (actual prices)
	<b>Indicator 6.4.2.</b>
	Current water content of GDP to 2015 level, %
<b>TARGET 6.5.</b>	<b>Indicator 6.5.1.</b>
Implement integrated water resources management	Number of river basins with approved river basin management plans

## TARGET VALUES OF THE INDICATORS





Ukraine has adequate water resources to meet its domestic needs, but their predominant location in the north and north-west of the country leads to a shortage of water in the south. Average rainfall also varies from 300 mm annually in the Azov and Black Sea area to 1500 mm in the Carpathians. The main hydrological basin of Ukraine is the Dnipro catchment area, covering over half of the country. Water from the Dnipro is used by the public and industry in the cities of the Dnieper and Donbas region, as well as by irrigation systems around the Black Sea.

The main water consumers are industrial, agricultural and utility enterprises. The reduction in water use from natural sources in recent years has mainly been caused by the economic downturn.

The water supply is still one of the key issues in the country. Mostly open surface water and, much less, groundwater are used as sources for drinking water. According to the national report on the quality of drinking water from 2015, a centralized water supply covers over 90 percent of towns and 22 percent of villages (ranging from 2.7 percent in Rivne oblast to 98.6 percent in Kherson oblast). Residents of 1,270 villages and towns in the southern regions (approximately 950,000 people) still use drinking water delivered by trucks.

Over 30 percent of the total length of pipelines is in a dangerous and dilapidated condition. One of the reasons for the high level of water consumption by the manufacturing sector is significant water losses in water supply networks.

Centralized sanitation is available in under 2 percent of rural areas, and almost 35 percent of the total length of sewer networks is in a poor condition and worn out. Also, not all wastewater is fully processed. In 2015 the share of wastewater that was not fully processed exceeded 15 percent of total wastewater.

The water infrastructure (pipelines, water treatment plants, water sources and pumping stations) was broken as a result of the armed conflict in Donbas, which is impeding public access to reliable sources of water, hygiene and sanitation. Approximately 700,000 people were left without access to drinking water. The deterioration of the water supply has led to the spread of diseases

that pose a threat to public health. Meeting the need for toilets is an issue for the entire conflict zone. After the armed conflict is over, those areas will require significant investment to restore and modernize the water and wastewater infrastructure.

The water infrastructure of the country first needs an upgrade, given the need to ensure a balance between water use and processing facilities to meet the water needs of the population and the national economy, reduce the adverse harmful effects of water and create appropriate conditions for people who live in regions prone to flooding.

Ukraine has sufficiently advanced legislation in the field of conservation and use of water resources and is a party to several international conventions, including the 1991 Convention on the Protection and Use of Transboundary Watercourses and International Lakes. Ukraine approved the national targets of the Protocol on Water and Health of the Convention in 2011. The national targets focus on providing the population of Ukraine with an appropriate quantity and quality of water. Currently, the country is facing the objective of adopting the EU laws on 'Water quality and water management, including marine environment' and 'Environmental protection' from the Water Framework Directive in particular and other relevant directives.

Improving water management is a major challenge. The national water strategy must aim to achieve a 'good' status of water resources and introduce the integrated management of water and other natural resources on a basin principle by developing and implementing plans for river basin management.

The key objectives and challenges to be overcome include ensuring universal and equal access to adequate sanitation facilities, especially for vulnerable population groups. The situation of most vulnerable and marginalized groups demonstrates a significant gap between the legal and regulatory framework and its practical application and management, especially in terms of funding.

To achieve these targets, adequate funding is needed to implement the measures envisaged



by state and regional programmes in the field of water protection and sustainable use. Providing a water supply of guaranteed quality for households, public utilities, industry, agriculture and the services sector by developing the water supply and sanitation is a major challenge for the sector. Upgrading the water and wastewater systems would not only reduce the water consumption of production processes but also contribute to the conservation of energy which is spent on water intake and supply to consumers. Improving sewage treatment and eliminating losses in sewer networks will have a positive effect on the environment, especially the quality of natural water courses, and, consequently, public health. Technological improvement of production processes and the introduction of water reuse and recycling would also reduce water consumption,

improve the competitiveness of producers and reduce anthropogenic pressures on the environment. The improved monitoring and prevention of and response to natural disasters would help protect the population and reduce the harmful effects of water and associated losses.

Key recommendations for achieving the goal:

- Achieve and maintain an adequate quality of natural water by introducing the integrated basin water management system.
- Provide the public and other users with an appropriate quality and quantity of water.
- Ensure public access to appropriate sanitation facilities, especially to environmentally safe wastewater systems.
- Improve the efficiency of water use in all sectors.

“


Improving energy efficiency and increasing the share of 'green' energy in the national energy balance is one of the strategic tasks to ensure the sustainable development of Ukraine. ”

*Blerta Cela,  
Deputy Country Director, UNDP*





## GOAL 7



# AFFORDABLE AND CLEAN ENERGY

## TARGETS AND INDICATORS

<b>TARGET 7.1.</b>	<b>Indicator 7.1.1.</b>
Expand the infrastructure and modernize networks for reliable and sustainable energy supply through the introduction of innovative technologies	Generation of power, billions of KWh
	<b>Indicator 7.1.2.</b>
	Electric power distribution losses, %
	<b>Indicator 7.1.3.</b>
	Heat losses in heat networks, %
<b>TARGET 7.2.</b>	<b>Indicator 7.2.1.</b>
Ensure diversification of the supply of primary energy resources	Maximum share of imported primary energy (excluding nuclear fuel) from one country (company) in the total supply (imports), %
	<b>Indicator 7.2.2.</b>
	Share of one supplier of the nuclear fuel market, %
<b>TARGET 7.3.</b>	<b>Indicator 7.3.1.</b>
Increase the share of renewable energy in the national energy balance, in particular through the introduction of additional capacities at facilities that produce energy from renewable sources	Share of energy produced from renewable sources in total final energy consumption, %
<b>TARGET 7.4.</b>	<b>Indicator 7.4.1.</b>
Increase the energy efficiency of the economy	Energy intensity of GDP (primary energy consumption per unit of GDP), kg of oil equivalent per USD1 by PPP 2011



## TARGET VALUES OF THE INDICATORS



The reliable and efficient operation of the fuel and energy complex (FEC) – the system of power generation and the coal, fuel and oil industries – is the basis of energy security. The FEC has a determining influence on Ukraine's economy and standard of living. Also, the Unified Energy System of Ukraine forms a single technological complex of energy producers and consumers and ensures the supply, transit and export of electricity.

Ukraine has a powerful energy-generating capacity, which is sufficient to satisfy the needs of the public and the economy and to support electricity exports. The total installed capacity of power-generating plants in Ukraine (as of late 2015) was 58.131 GW, of which 47.7 percent was accounted for by thermal power plants, 11.4 percent by combined heat and power plants, 23.8 percent by nuclear power plants, 8.1 percent by hydroelectric power plants, 2.0 percent by pumped storage plants, and 6.9 percent by alternative energy power plants. The main consumers of electricity are industry, the services sector and the public. In recent years, a trend of reducing the consumption of fuel, heat and electricity has been observed, while the volume of electricity consumed by the population is rising steadily.

The issues that have a negative impact on the development of the energy sector and weaken national energy security are as follows:

- partial use of available energy capacities (with the prevalence of nuclear power plants, whose share of all electricity generated exceeds 50 percent);
- deficiency of shunting and spare capacity in the existing structure of power generation, combined with a significant imbalance in its regional distribution;
- deterioration of a large part of the energy generation facilities and energy supply networks (the lifetime of most nuclear power plants is nearly over);
- lack of domestic production of primary energy to meet consumers' needs (90 percent of natural gas, 80 percent of crude oil and 98 percent of nuclear fuel were imported from Russia before 2014, which was a threat to energy security; the steps that have been taken to diversify the primary energy supply have addressed this issue);

- lack of a technically feasible potential for renewable energy (50 percent of total energy consumption in the country) along with limited use;
- high power consumption ratio of production; and
- low heat consumption efficiency combined with production losses (5 percent), in networks (12 percent) and in homes (50 percent).<sup>1</sup>

The energy sector is one of the main polluters. Emissions of pollutants and GHGs by FEC enterprises account for about 40 percent of total emissions and for 58 percent of stationary sources of pollution.

Power generation in Ukraine has been declining since 2012. In particular, the amount of electricity produced in 2015 was 10.2 percent less than in 2014 (163.3 billion kWh).

The domestic production of primary energy and the shift from imports from Russia to imports from other countries have been taking place since 2014. To meet the needs of economic growth, the approved energy strategy up to 2030 envisages extensive development of the energy industry, primarily through the construction of new energy-generating facilities (power units at nuclear power plants, uranium mining, nuclear fuel and radioactive waste companies, thermal power plants, pumped storage power plants, development of shale gas etc.).

The energy sector needs substantial reform to ensure it meets consumers' interests by setting the appropriate pricing mechanisms, connecting consumers to networks and offering transparent billing processes in accordance with the principles of the Third Energy Package. It is necessary to adjust energy prices to affordable levels for all categories of consumers, to overcome the lack of transparency of the Ukrainian energy companies and to open the energy market to European corporations subject to fair competition.

In developing the energy sector and making it more environmentally friendly, the 'Strategy

<sup>1</sup> Almost 80 percent of housing is in need of a complete thermal upgrade. According to estimates, the implementation of energy conservation steps will reduce household energy consumption by 60 percent (about 20 million tonnes of oil equivalent per year).



for Sustainable Development Ukraine 2020; the 'Fundamental Principles (Strategy) of Ukraine's State Environmental Policy for the period until 2020' and the principles of adaptation to the energy and environmental legislation of the EU in accordance with the requirements of the Protocol on the Accession of Ukraine to the Energy Community and the EU Association Agreement should be taken into consideration. Ukraine has to find a permanent solution to its import dependency on one supplier and to ensure the diversification of primary energy routes and sources of supply. That will facilitate the integration of Ukraine's energy system with the continental European energy system.

To achieve that goal, it is important to ensure energy security, including a drastic growth in na-

tional energy efficiency and the widest possible use of renewable energy. Improving energy policy envisages the development of a coordination mechanism for intersectoral measures to reduce the specific energy consumption of industrial enterprises, the services sector and households.

Key recommendations for achieving the goal:

- Create conditions for the growth of energy generation and its reliable and affordable sustainable supply to consumers (households, the municipal and industrial sectors, the services sector).
- Diversify primary energy imports.
- Increase the production and use of renewable energy and implement programmes and measures to improve the energy efficiency of the energy sector.

“

Innovation hubs compiled of modern clusters and start-ups which will generate new knowledge and technologies will ensure Ukraine's transition to a model of creative economics. ”

*Natalia Gorshkova,  
Director of the Department of Economic Strategy  
and Macroeconomic Forecasting, Ministry of  
Economic Development and Trade of Ukraine*





## GOAL 8



# DECENT WORK AND ECONOMIC GROWTH

## TARGETS AND INDICATORS

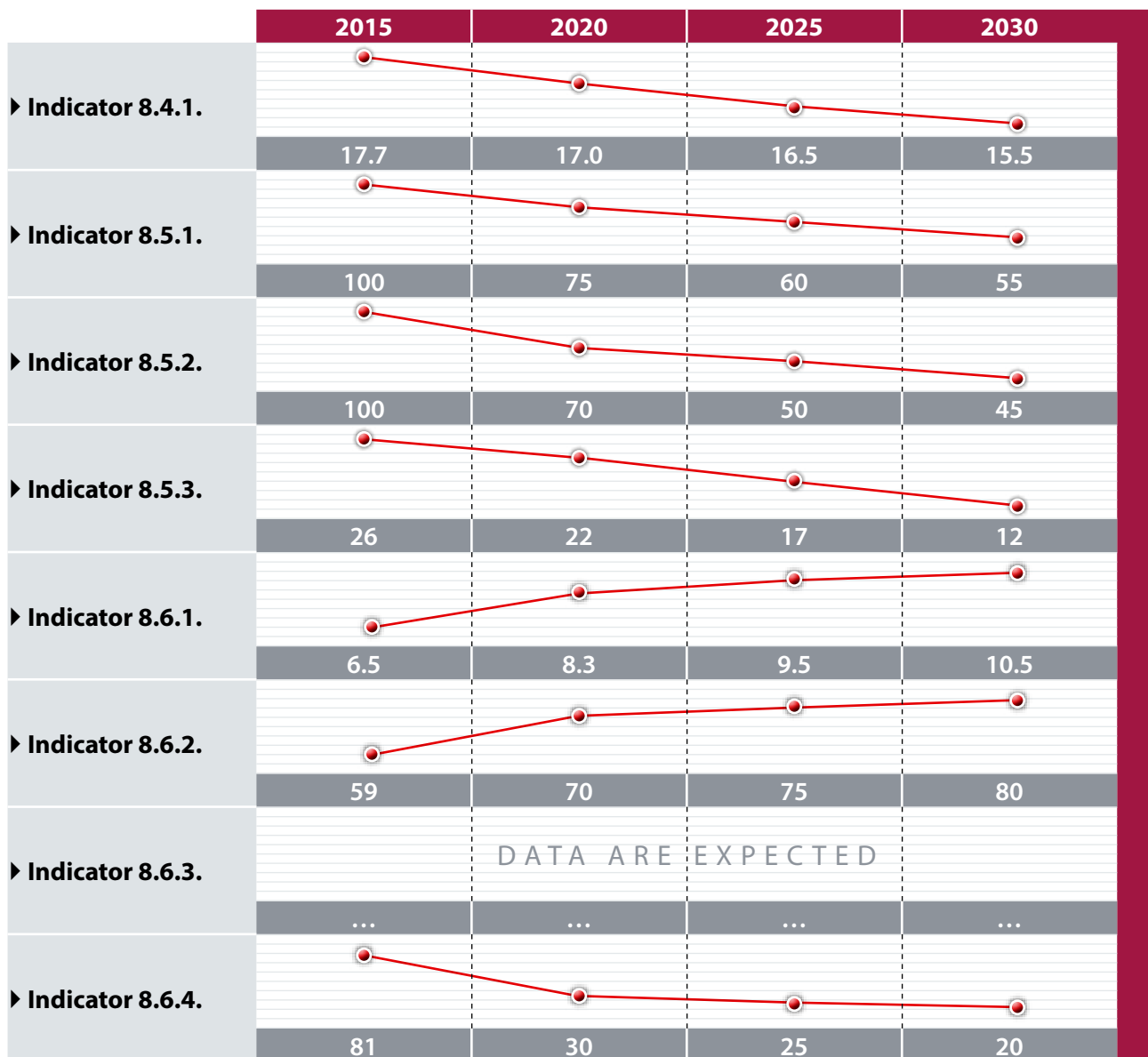
<b>TARGET 8.1.</b>  Ensure a steady GDP growth by modernizing production, developing innovation, increasing export potential and exporting products with high value added	<b>Indicator 8.1.1.</b>  GDP volume index (annual average), %
	<b>Indicator 8.1.2.</b>  Share of gross fixed capital to GDP, %
	<b>Indicator 8.1.3.</b>  Share of exports of goods whose production uses technologies of high and medium high level in total exports of goods, % (groups 'Products of chemical and related industries', 'Polymers, plastics and articles thereof', 'Machinery, equipment and mechanisms, electrical equipment', 'Ground transportation, aircraft, floating craft', 90 <sup>th</sup> subgroup of the group 'Optical and photographic devices and appliances' (UCGFEA))
	<b>Indicator 8.1.4.</b>  Ukraine's position as rated by the Global Innovation Index
<b>TARGET 8.2.</b>  Increase the efficiency of production based on sustainable development and the development of competitive high-tech industries	<b>Indicator 8.2.1.</b>  The return on assets
	<b>Indicator 8.2.2.</b>  Productivity growth rate, %
	<b>Indicator 8.2.3.</b>  Material content of GDP (ratio of intermediate costs from the tables 'input-output' of activities that produce material products to total GDP)
<b>TARGET 8.3.</b>  Increase employment	<b>Indicator 8.3.1.</b>  Employment rate among those aged 20–64, %



<b>TARGET 8.4.</b>	<b>Indicator 8.4.1.</b>
Reduce the share of youth not in employment, education or professional training	Share of youth not in employment, education or professional training in the total number of those aged 15–24, %
<b>TARGET 8.5.</b>	<b>Indicator 8.5.1.</b>
Promote a safe and secure working environment for all workers, including through the application of innovative technologies in terms of health and safety	Number of victims of accidents at work that led to disability of 1 day or more, % of 2015 level
	<b>Indicator 8.5.2.</b>
	Number of workers killed in accidents at work, % of 2015 level
<b>TARGET 8.6.</b>	<b>Indicator 8.5.3.</b>
	Share of workers employed in jobs with hazardous working conditions in the total full-time payroll, %
	<b>Indicator 8.6.1.</b>
	Number of persons employed by SMEs, millions of persons
Create institutional and financial capacities for the self-realization of the potential of the economically active population and the development of the creative economy	<b>Indicator 8.6.2.</b>
	Share of value added against production costs of SMEs, % of total value added against production costs
	<b>Indicator 8.6.3.</b>
	Share of SMEs with a loan or line of credit, in the total, %
	<b>Indicator 8.6.4.</b>
	Ukraine's position in the rating of Doing Business

## TARGET VALUES OF THE INDICATORS





Ukraine has ended up in a trap of chronic crises. For a long time the country's economy has shown negative processes of de-industrialization, the prevalence of low-tech commodity production, the loss of scientific potential and outflow of professionals, and the growing moral and physical depreciation of its main assets.

As a result, the structure of exports is dominated by products and services with low added value, while the share of high-tech products and services is only 5.5 percent. In comparison, according to the United Nations Industrial Development Organization (UNIDO), the share of high-tech products in exports of processed products worldwide is 20 percent.

The Ukrainian economy's excessively high import dependency was caused by the country's inability to adequately meet domestic demand for non-food commodities and energy by building the capacity of the domestic market and ensuring access to it.

Amid problems of limited access to financial resources, there has been a low level of investment activity in Ukraine. The share of gross fixed capital formation in GDP in 2015 was the lowest for the entire time since independence (13.5 percent) – almost half the level of some European countries. Such a low level prevents modernization of the economy, reduces the yield per unit of assets and is not conducive to maintaining productive capacity that could create a competitive product. As a consequence, the level of the energy intensity of GDP in Ukraine (0.28)<sup>1</sup> is almost three times as high as in European countries (0.1), and the material consumption of GDP (0.88) is double the EU figure (0.44). Combined with the low labour productivity, which is USD17,200 (77.7 percent less than the European level), it excludes domestic producers from competitive markets. Also, inefficient economic activity leads to an increased anthropogenic impact on the country's environment, and thus to its gradual destruction.

The current situation cannot ensure sustainable growth and rapidly reduce the gap in GDP per capita between Ukraine and most developed countries. In addition, the ongoing economic de-

cline is accompanied by job losses, the economic decline of settlements and mass labour migration of the economically active population to other countries.

In 2014–2016 all these systemic negative processes were exacerbated as a result of the occupation of the Crimea and Sevastopol and the protracted military conflict in eastern Ukraine, which led to the Ukrainian government's loss of control over certain districts of Donetsk and Luhansk oblasts.

Additional barriers to the development of the manufacturing sector include the complexity of international relations with the country's main trading partner (Russian Federation), the destruction of production facilities and transport infrastructure in the conflict zone, the loss of interregional and logistical relations in the regional and export space, the lack of energy resources (coal) and the substantial growth of investment risks. As a result, in 2015 the hryvnia was devalued by over 80 percent year on year, the inflation rate was 48.7 percent, industrial production declined by 13 percent, Ukrainian GDP fell by 9.8 percent (excluding occupied Crimea and part of the ATO zone), and unemployment was rising again. In 2016, GDP increased slightly by 2.3 percent, industrial production grew by 2.8 percent, and annual inflation slowed down to 13.9 percent. But that is far from being sufficient.

Implementing an active, inclusive development strategy that could ensure annual GDP growth of 6–7 percent and at least a doubling of output is a prerequisite for transition to a sustainable growth strategy. That would provide a tangible improvement of public living standards and start a domino effect towards achieving all other SDGs. Such growth is only possible by implementing a structured and innovative development model and ensuring the intensive technical and technological renewal of production processes.

The innovative structural reforms should be based on the following:

- innovation hubs in the priority industries that would become national leaders in implementing innovative technologies and centres for modern business clusters;
- the start-ups sector, which mainly serves as a leader of scientific progress and the develop-

<sup>1</sup> According to estimates from the Ministry of Economic Development and Trade of Ukraine.



ment of the competitive economic environment in developed countries;

- the SME sector, whose role in providing jobs and welfare is crucial. Institutional support for SME development will help gradually improve Ukraine's ranking in the Doing Business Index (over 50 points in the ranking by late 2030);
- large exporters, whose objective is to promote domestic high-tech products in foreign markets; and
- the institutions that will encourage investment and the creation of favourable conditions for investment in the Ukrainian economy.

Achieving the goal *a priori* would increase the share of gross fixed capital formation in Ukrainian GDP (28 percent in 2025 and its stabilization around 22 percent by 2030), which would help gradually increase the fixed asset renewal factor (up to 0.35 by 2030) and allow the country to step away from an economy based on raw materials. Creating incentives for the accelerated development of technology and innovation will help triple the share of high-tech products and services among exports in 15 years.

On this basis, the growing efficiency of the national economy – namely, by reducing the material consumption of GDP to 0.77 by 2030 and the energy intensity of production and almost doubling productivity – will promote sustainable socio-economic development. Thus, development up to 2030 should be based on implementing public policies aimed at introducing an innovative model, creating the infrastructure for restructuring and economic growth and strengthening Ukraine as a high-tech nation.

However, the development of the country up to 2020 must be renewable, which involves the modernization of industry, agriculture and other sectors of the national economy. It should also create conditions for the growth of the national science and innovation sector, which will help build a new high-tech economy. In fact, people must become the central object of the economy. Safe work and a decent wage should satisfy all human needs to

achieve the appropriate quality of life, well-being and prosperity.

Positive development trends will be formed through the involvement of businesses (increasing the share of SMEs and according to the distribution of gross value added). Increasing the number of employees and decreasing the rate of informal employment would encourage the acceleration of qualitative transformations in Ukraine, increase the motivation for innovation and promote production with high added value.

Key recommendations for achieving the goal:

- Improve conditions for doing business, including by improving the regulatory environment, simplifying administrative procedures for taxes and fees and establishing simple and transparent tax rules to create a favourable investment climate.
- Introduce tools to stimulate up to five priority economic activities that meet at least the following criteria: high value added, high export potential and innovative.
- Create incentives to promote technical upgrading and innovation, including by paying special attention to high added value and labour-intensive sectors.
- Pursue a development-oriented policy that promotes productive activities, the creation of decent jobs, entrepreneurship, creativity and innovation and encourages the development of micro, small and medium enterprises, including by providing access to financial services.
- Improve the efficiency of innovative regional development, and achieve a high level of economic development for them that will promote unity in the economic space, expand and strengthen regional economic ties and develop domestic commodity markets.
- Create incentives for the introduction of sustainable consumption patterns based on the principles of sustainable development and the prevention of environmental degradation.
- Promote full and productive employment and decent work for all women and men and the protection of human rights, and ensure reliable and safe working conditions for all workers.

“

The sustainable industrialization of Ukraine and the introduction of innovative production technologies will ensure the sustainable growth of the national economy and the optimization of its structure. ”

*Liudmyla Musina,  
Honoured Economist of Ukraine, Member of the Public Council of  
the Ministry of Economic Development and Trade of Ukraine*





## GOAL 9



# INDUSTRY, INNOVATION AND INFRASTRUCTURE

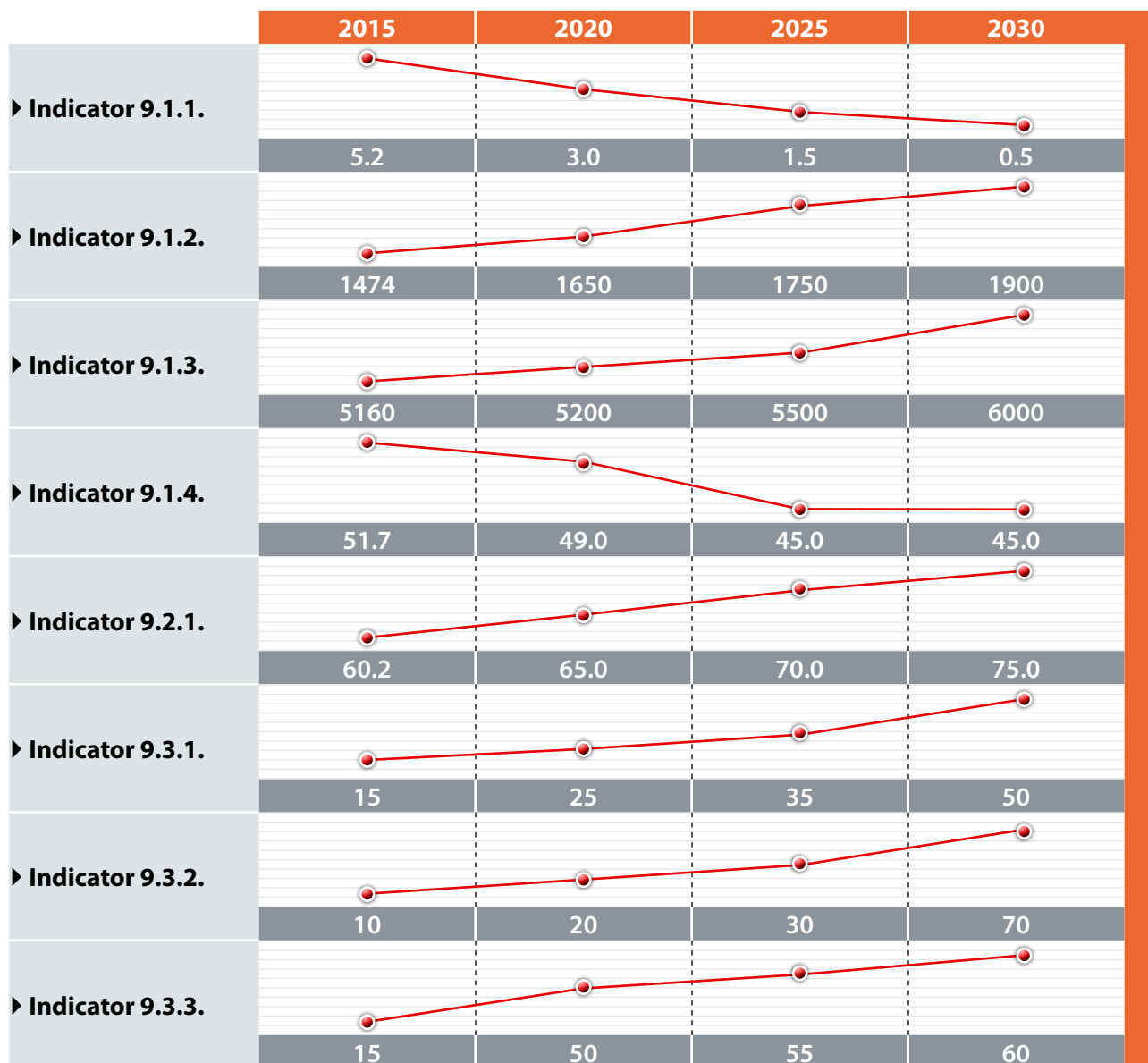
## TARGETS AND INDICATORS

<b>TARGET 9.1.</b>  Develop quality, reliable, sustainable and accessible infrastructure based on the use of innovation technologies, including ecologically clean means of transport	<b>Indicator 9.1.1.</b> Share of the rural population living further than 3 km from paved roads, %  <b>Indicator 9.1.2.</b> Volume of transported goods, millions of tonnes  <b>Indicator 9.1.3.</b> Number of passengers, millions  <b>Indicator 9.1.4.</b> Degree of depreciation of assets by ACE 'Transport, storage, post and courier services', %
<b>TARGET 9.2.</b>  Ensure increased use of electric transport and related network infrastructure	<b>Indicator 9.2.1.</b> Share of electric transport in domestic traffic, %
<b>TARGET 9.3.</b>  Ensure access to road infrastructure based on the use of innovative technologies, in particular by expanding state participation in various infrastructure projects	<b>Indicator 9.3.1.</b> Share of public transport adapted for the needs of people with disabilities, %  <b>Indicator 9.3.2.</b> Share of public roads of national importance with a hard surface that meets regulatory requirements, %  <b>Indicator 9.3.3.</b> Share of facilities of public and civil use, improvement, transport infrastructure and road service equipped to the needs of people with disabilities, %
<b>TARGET 9.4.</b>  Promote accelerated development of high- and medium-technological sectors and manufacturing industries which are formed based on the use of 'education–science–production' chains and a cluster approach by areas: development of an innovation ecosystem; development of ICT; use of ICT in agriculture, energy, transport and industry; high-technology mechanical engineering; creation of new materials; development of pharmaceutical and bioengineering industry	<b>Indicator 9.4.1.</b> Share of value added against production costs of enterprises that belong to the high-tech sector of processing industry (in particular, manufacture of pharmaceutical products and preparations; computers, electronic and optical products; aircraft and spacecraft; related equipment according to CTEA) in the total value added against production cost, %



	<p>► <b>Indicator 9.4.2.</b></p> <p>Share of value added against production costs of enterprises that belong to the medium high-tech sector of processing industry (including production of chemical products; electrical equipment; machinery and equipment; motor vehicles, trailers and semi-trailers; other vehicles according to CTEA) in total value added against production cost, %</p> <p>► <b>Indicator 9.4.3.</b></p> <p>Share of workers employed by enterprises that belong to the high- and medium high-tech sectors of processing industry (including production of pharmaceutical products and preparations; chemicals; mechanical engineering; computers, electronic and optical products; aircraft and spacecraft; related equipment according to CTEA) in the total number of workers employed in industry, %</p>
<b>TARGET 9.5.</b>	<p>► <b>Indicator 9.5.1.</b></p> <p>Share of expenditure on scientific and technical work in GDP, %</p> <p>► <b>Indicator 9.5.2.</b></p> <p>Share of sales of innovative products in total sales of industrial products, %</p>
<b>TARGET 9.6.</b>	<p>► <b>Indicator 9.6.1.</b></p> <p>Population coverage with Internet services, subscribers per 100 persons</p>
<b>TARGET 9.7.</b>	<p>► <b>Indicator 9.7.1.</b></p> <p>Share of persons under 40 among scientific workers and university professors with advanced degrees, %</p>
Create financial and institutional systems (innovative infrastructure) that will ensure the development of scientific research and scientific and technical (experimental) development	
Ensure access to the Internet, especially in rural areas	
Ensure increased youth participation in research	

## TARGET VALUES OF THE INDICATORS





In the 20<sup>th</sup> century a developed industrial complex was formed in Ukraine, which today accounts for a large share of the economy and covers all types of industrial production. However, the de-industrialization processes that started during the transformational crisis of 1992–1994 and are still ongoing have destroyed a significant part of the Ukrainian production potential, and particularly its high-tech component. This was mostly caused by the severance of economic ties with the other Soviet republics and the lack of a full production cycle within Ukraine. Over the past two years, the decline in production reached 21.8 percent, particularly due to the military conflict in the east of the country and the declining presence of Ukrainian products in traditional markets. The share of industry in gross value added dropped from 25.6 percent in 2011 to 23.3 percent in 2015.

Currently, the structure of industrial production is dominated by commodities of technological paradigms III and IV, dependent on business cycles on global markets, which account for 58 percent and 38 percent of production, respectively. Technological paradigm V accounts for only 4 percent of the production of goods, while technological paradigm VI is virtually non-existent (0.1 percent). The proportion of industrial enterprises engaged in innovative activity is extremely low – about 15 percent – and the share of sales of innovative products is under 2 percent. These figures are an order of magnitude lower than in developed countries. Industrial exports account for about 40 percent of GDP, but a significant proportion of this is raw materials.

Key challenges are a high degree of depreciation of fixed assets, outdated technologies and business models, the ultra-high resource and energy consumption of production, and undeveloped industrial infrastructure, in particular the use of ICT platforms and technologies in value-added chains.

Processing industries contributed 14 percent of gross value added in 2015, while the indicator for the EU-27 is 15.2 percent. The share of production using high and medium high technology in industrial gross value added is only 19.1 percent, against 38.6 percent in the EU. This demonstrates a very low use of new technologies and their introduction into production processes. The con-

text of limited financial resources has generated a low knowledge intensity of Ukraine's GDP. The share of completed scientific and research work in GDP has gradually decreased and reached 0.62 percent in 2015 (vs. the global level of 2.17 percent and the European level of 2.01 percent). A barrier to technology transfer and attracting investment in high-tech industries is the limited scope of protection offered by intellectual property legislation.

Thus, against the universal spread of technological paradigm V (from 2010, the end of a rapid growth phase) and the transition of developed countries to technological paradigm VI (from 2010, starting development of new technologies, and from 2018, technologies are widespread), any continuation of the existing industrial and export structure and the low level of funding for scientific and technical work would result in Ukraine becoming hopelessly uncompetitive.

Reliable and affordable infrastructure, such as road transport, energy, information and communication networks, as well as non-governmental infrastructure is a guarantee of effective business activity and a high quality of life for the population.

Transport services for the economy and the public of Ukraine are significantly inferior to those in developed countries. According to the Global Competitiveness Index 2016–2017, Ukraine dropped six places from 69<sup>th</sup> to 75<sup>th</sup> out of 138 countries in terms of the quality of its infrastructure in just one year, and the quality of its roads was ranked 134<sup>th</sup>. The transport infrastructure is characterized by a high degree of physical and moral depreciation of fixed assets and the inconsistency of the rate of motorization with the state of the country's highways.

The experience of introducing public–private partnerships and the low rates of investment, technological innovation and technological modernization in the sector are extremely unsatisfactory. The system for setting tariffs for services and infrastructure with a natural monopoly that affect pricing in other industries still lacks transparency.

The main determinant in accelerating economic development is ICT infrastructure. Ukraine is



among the top three countries in Central and Eastern Europe in terms of its ICT market and related human resources. Based on results from 2015, the volume of exports of ICT technology, including software, from Ukraine amounted to over USD2 billion. Highly skilled ICT specialists are one of Ukraine's competitive advantages.

However, the current tendency for the outflow of such specialists abroad indicates the need for immediate measures to keep human resources in the country and to use them to direct the digitalization of Ukrainian industry and the development of digital business models for enterprises and customer interaction platforms to increase the efficiency of work and make Ukrainian companies more competitive in international markets.

The institutional structure of the industry needs modernization, including its transformation from a fragmented production complex into a holistic and globally integrated one that is capable of highly profitable activities and self-development, combines systemically structured industrial units, consistent with the needs of foreign and domestic markets, and meets ecological safety, environmental and energy-saving standards. The innovative industrial policy should be based on strategic and long-term sectoral forecasts and should integrate best international practice.

It is important to improve the system of scientific and educational support for industrial development. It is necessary to revive and modernize the branch of science, which has been almost eliminated today. The concentration of material and financial resources to support the implementation of research priorities in terms of science and technology will help increase funding for science from all sources to 3 percent of GDP by 2030. This will result in improving the research potential of the industrial sector of Ukraine and increasing production efficiency in the face of considerable global competition.

To achieve this goal in Ukraine, it is necessary to develop a strategy for developing or updating the industrial complex. Strategic industrial development objectives should take into account national and global challenges (resources, social, environmental, institutional etc.).

They should be based on the provisions of the Ukraine–EU Association Agreement and the Agreement on a Deep and Comprehensive Free Trade Area with the EU. The strategy should create the conditions for using the European programmes 'Intelligent Specializations', 'European Cluster Programme', 'Horizon 2020' and 'Competitiveness of Small and Medium-sized Enterprises' and attracting additional support through the country's participation in the EU's regional and global programmes. The formation of a structure for new, sustainable industry, its diversification, decentralization and clustering, the introduction of tools for intelligent specialization and strengthening the role of regions should take into account the impact of measures on the growth of value added and employment. The implementation of the strategy should be carried out by developing step-by-step action plans based on modern horizontal and sectoral policies, diversifying financial flows and continuously assessing the impact of industry and the consequences of implementing the industrial policy. An important factor is the integration of the principles of business perfection and quality management at all levels (macro, meso and micro) to increase the competitiveness of the national economy.

Key recommendations for achieving the goal:

- Develop the capital market infrastructure, including rehabilitation of the banking system of Ukraine, which has to become the main source of cheap finance, creating public and private institutions that provide financial resources and reduce the risks of entering the world market for SMEs that deal with export contracts and invest abroad.
- Develop modern and accessible infrastructure, including for ICT, transport, energy and innovation, to increase business efficiency and improve the population's quality of life.
- Create incentives to improve resource efficiency, and ensure a wider use of clean and environmentally sound technologies and industrial processes.
- Create an efficient system to protect and enforce intellectual property rights.
- Introduce various forms of state participation in implementing infrastructure projects, and ensure a flexible tariff policy to create favourable conditions for business and investors.

“


The SDGs are essential for everyone. They will affect the growth of the country, reduce inequity and improve the life of each member of the community. ”

*Galyna Volianyk,  
Director of the Department of Economic Development and Trade,  
Ternopil Regional State Administration*





## GOAL 10



REDUCE  
INEQUALITY

## TARGETS AND INDICATORS

<b>TARGET 10.1.</b>	<b>Indicator 10.1.1.</b>
Ensure accelerated growth of income of the least well-off 40 percent of the population	Income ratio of most affluent 10 percent and least well-off 40 percent, times
	<b>Indicator 10.1.2.</b>
	Income ratio of least well-off 40 percent and more affluent 60 percent, %
<b>TARGET 10.2.</b>	<b>Indicator 10.2.1.</b>
Prevent manifestations of discrimination in society	Share of people who reported that in the last 12 months they had personally faced discrimination or harassment based on discrimination in total population, %
<b>TARGET 10.3.</b>	<b>Indicator 10.3.1.</b>
Ensure access to social services	Share of rural households who suffered from deprivation due to lack of access to ambulance services in the settlement, %
	<b>Indicator 10.3.2.</b>
	Share of rural households who suffered from deprivation due to the lack of a medical facility near their home, %
	<b>Indicator 10.3.3.</b>
	Share of rural households who suffered from deprivation due to the lack of regular daily transport to another settlement with developed infrastructure, %
<b>TARGET 10.4.</b>	<b>Indicator 10.4.1.</b>
Pursue remuneration policy based on equality and fairness	Ratio of the average wage (income) of 10 <sup>th</sup> and first decile groups of workers (decile coefficient), times
<b>TARGET 10.5.</b>	<b>Indicator 10.5.1.</b>
Reform pension insurance based on fairness and transparency	Ratio of average pension to average wage in the economy (given 35 years of contribution), %



## TARGET VALUES OF THE INDICATORS



Between 2004 and 2013, Ukraine demonstrated strong growth in all income segments (by an average of 7.2 percent annually), with no significant differences between income deciles. The economic downturn ended a favourable trend, and real incomes fell by 11.5 percent in 2014.

To return to economic growth and ensure long-term sustainability would need increased capacities for 40 percent of the poorer population. This means not only an increase in income but also an increase in the capacity to contribute to general economic development and ensure full participation in the life of the State and local communities.

Economic inequality causes the emergence of other forms of inequality and limits poor people's ability to participate in social, economic and political life. The lack of income to meet basic needs alienates vulnerable individuals from the wider public. Factors influencing vulnerability to social exclusion might include place of residence, health status (including disability) and age. The most vulnerable individuals and households are those whose income places them in the first four income deciles. They have a high risk of social exclusion and limited access to resources.

The most dangerous issue is the intergenerational transfer of poverty. Poor households should be targeted with mandatory education and development services for children, the introduction of rehabilitation programmes for adults, the creation of new mechanisms to provide state aid for low-income families, and social patronage for disadvantaged families.

Economic, political and environmental inequality often result from discrimination against certain groups. According to the Kyiv International Institute of Sociology, the most common are discrimination by age (11 percent), by sexual orientation (10 percent) and by disability (7 percent), and 9 percent of respondents overall had experienced prejudicial attitudes over the previous year. Poor people suffered the most from biased attitudes, with 17 percent of them experiencing discrimination, while 11 percent of the population of eastern Ukraine experienced prejudice.<sup>1</sup> The smaller the

settlement, the fewer the chances of accessing social services, freedom of choice becomes limited, the quality of life declines etc. People who live in villages often suffer from deprivation of medical, educational and other services, which are also of much inferior quality than in cities. More than half of rural households suffer from a lack of institutions that provide household services (vs. 6 percent of urban households), 40 percent from a lack of ambulances (3 percent in urban areas), 26 percent from a lack of medical institutions near their home (6 percent in urban areas), 23 percent from a lack of regular daily transport to another settlement with a more developed infrastructure, 14 percent from a lack of retail outlets near their home (3 percent in urban areas), and 5 percent from a lack of pre-schools near their home (1.3 percent in urban areas).

To achieve greater equality in Ukrainian society and to reduce discrimination, it is necessary to pursue anti-discrimination policies in all spheres of public life and to introduce decent standards of social services regardless of location.

Inequality in Ukraine is characterized by differences in pay, and excessively low wages of at least half of the working population. According to the State Fiscal Service of Ukraine, in 2015 the wages of the 50 percent of employees with the lowest incomes (the first five deciles/first median group) accounted for 30 percent of the average wage in the country. For comparison, in Scandinavian countries the figure is 70 percent, in the EU 60 percent, and in the USA 50 percent. The average income of representatives of the tenth income decile (those with the highest incomes) is 13 times higher than the average salary of the first median group (for comparison, in Scandinavian countries the figure is 2.9 times higher, in the EU 4.2 times higher, and in the USA 7.0 times higher) and 159 times higher than the income of the first decile. There is much less inequality in pay in the public sector (education, health and social assistance), where the basic wage is set by the Unified Tariff, and the additional components of remuneration (bonuses, pay raises, compensation etc.) are strictly regulated.

According to the State Statistics Service, in 2015 the gender gap in the average wages of men and women was over 25 percent, and in pensions over 30 percent. These and other gender

<sup>1</sup> Kyiv International Institute of Sociology; 'All-Ukrainian research on discrimination in Ukraine', Kyiv International Institute of Sociology, Kyiv, 2015.



inequalities and demographic factors mean that more women than men are considered vulnerable, which requires attention from public programmes and policies.

Key recommendations for achieving the goal:

- Support the development of social dialogue as a guarantee of the fairness of social and labour relations.
- Institute drastic changes in income policy.
- Increase labour remuneration, which will help to eliminate excessive inequality and reduce poverty among the working population.
- Reform the pension system.
- Devise a new fiscal policy that will ensure a balanced distribution of the tax burden on taxpayers.
- Ensure the strict observance of social guarantees regarding equal access to social services.
- Eliminate any discriminatory provisions from the national legal field.
- Introduce programmes to create an accessible environment for the full participation of people with special needs in economic and social life.

“

The SDGs will foster the improvement of regional infrastructure and attract additional investments needed for regional development. ”

*Vitalii Lytvyn,  
Advisor to the Head of Dnipropetrovsk Regional  
State Administration*





## GOAL 11



# SUSTAINABLE DEVELOPMENT OF CITIES AND COMMUNITIES

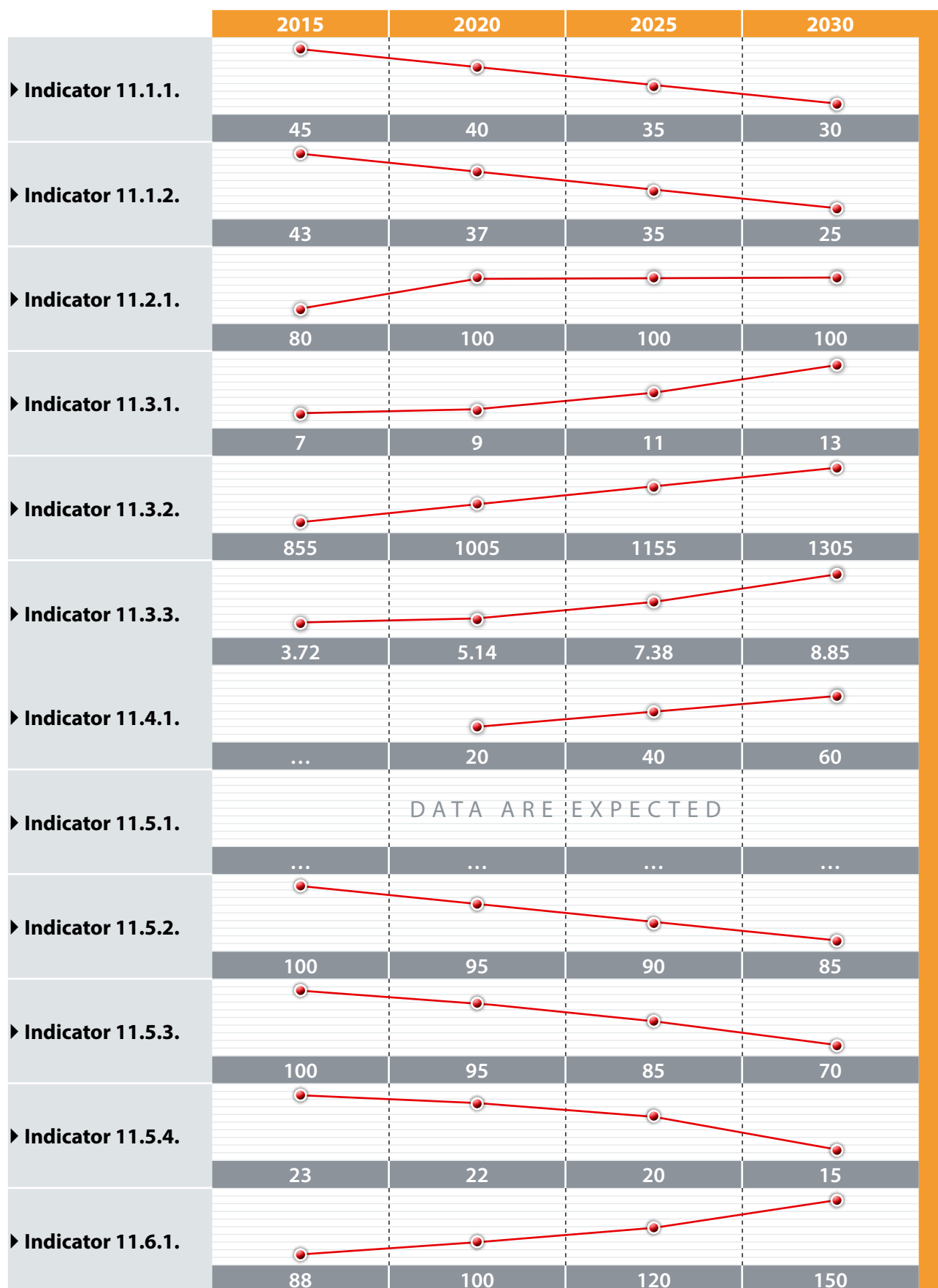
## TARGETS AND INDICATORS

<b>TARGET 11.1.</b>	<b>Indicator 11.1.1.</b>
Ensure access to housing	Solvency ratio of the borrower (ratio of monthly payments of the borrower and his/her family on mortgage debt servicing to total monthly income)
	<b>Indicator 11.1.2.</b>
	Share of rejected mortgage requests in the total amount of loan requests with bad solvency ratio (> 43 percent), %
<b>TARGET 11.2.</b>	<b>Indicator 11.2.1.</b>
Ensure development of settlements and territories exclusively based on integrated planning and participatory management	Share of regions that have approved and implemented regional development strategies and action plans for their implementation developed with public participation, %
<b>TARGET 11.3.</b>	<b>Indicator 11.3.1.</b>
Ensure protection and safeguarding of the cultural and natural heritage, with involvement of the private sector	Number of cultural and natural heritage sites included in the UNESCO World Heritage List, units
	<b>Indicator 11.3.2.</b>
	Number of monuments of national importance included in the State Monument List of Ukraine, units
	<b>Indicator 11.3.3.</b>
	Area of the nature reserve fund of national importance, % of the country area
<b>TARGET 11.4.</b>	<b>Indicator 11.4.1.</b>
Ensure timely public alert about emergencies through innovative technologies	Level of reconstruction of the national centralized public alert system, %



<b>TARGET 11.5.</b>	<b>Indicator 11.5.1.</b>
Reduce the adverse impact of pollutants, including on the urban environment in particular, through innovative technologies	Ratio of air pollution emissions to 2015 level, %
	<b>Indicator 11.5.2.</b>
	Total volume of air emissions of pollutants from stationary sources, conventionally reduced to carbon monoxide in view of the relative aggressiveness of main pollutants, % of 2015 level
	<b>Indicator 11.5.3.</b>
	Total volume of air emissions of pollutants from mobile sources, conventionally reduced to carbon monoxide in view of the relative aggressiveness of main pollutants, % of 2015 level
	<b>Indicator 11.5.4.</b>
	Number of cities in Ukraine where the average daily concentration of main air pollutants exceeds the average daily maximum permissible concentration, units
<b>TARGET 11.6.</b>	<b>Indicator 11.6.1.</b>
Ensure the development and implementation of local development strategies aimed at economic growth, job creation, tourism, recreation and development of the local culture, and production of local products	Number of jobs in the tourism industry (average payroll of collective means of accommodation and subjects of touristic activity in Ukraine), thousands

## TARGET VALUES OF THE INDICATORS





General economic, political, social and demographic trends and their specific regional and local contexts have affected the situation in some settlements. As a result of the decline in production, and the closure of businesses that were the main employer in town, many residents of small towns, especially those with an economy dependent on a single sector, have lost their jobs, while local authorities have lost their main source of revenue. A lack of funds has led to a deterioration of social infrastructure, particularly housing, and of the road network. The isolation of local labour markets has greatly increased. The extensive commuting which is traditional for Ukraine (people from small settlements commute daily to the more developed cities to work or study) has gradually been replaced by permanent migration, thus more of the population is concentrated in cities and oblast centres. This has led to a growing need for housing, social and personal services; therefore, the burden on infrastructure and communications has also risen. Thus, the current situation requires urgent solutions of complex issues in the areas of housing, the creation and expansion of convenient transport links, infrastructure, water and sanitation, electricity and heat, and building the cultural environment.

The needs of large numbers of the population for quality housing are not being met. A large proportion of households are forced to reside in inadequate flats in obsolete, hazardous or unsuitable buildings. There is no social and/or temporary housing, and the rental market is underdeveloped and poorly regulated.

The unfavourable living conditions in cities are aggravated by the lack of a systematic approach to urban development, which results from both a lack of modern general development plans and uneven funding. As a result, the development of municipal, social, transport, trade and consumer infrastructure is lagging far behind the ever-increasing public needs.

The public is often excluded from decision-making to solve issues of arranging residential spaces in a participatory manner and is often deprived of voicing its opinion about how to design residential districts. The reasons are varied, including incomplete decentralization, the lack of a sustainable mechanism for engaging civil society in decision-making, the lack of financial resources in communities etc.

Achieving sustainable development at the local level first requires efforts to improve the living conditions of socially vulnerable members of society – poor people, large families, people with disabilities, orphans and children deprived of parental care etc.

The housing needs of the population with average incomes will be met by accelerating the construction of new houses, simplifying and reducing the cost of procedures for acquiring land for construction, improving access to loans for building or purchasing houses and providing public support for specific loan programmes.

The housing policy should also be used as a component of structural, particularly regional, policies that promote labour mobility. Suitable mechanisms might include a building sector for affordable rental housing, including one owned by local communities, the implementation of partnership housing construction models or using employers' support to purchase houses etc.

Ensuring the sustainable development of towns, villages and communities to create a favourable living environment will require shifting the focus from administratively approved plans to strategizing for development consistent with the principles of universal design – i.e. for all people, including those with disabilities, women, children, elderly people etc. This would require partnerships, coordination and the inclusive participation of local communities, local authorities, civil society and businesses. The development strategies at the local level should be built based on principles of transparency, inclusiveness and scientific justification, with the simultaneous introduction of a system of indicators for further monitoring and public oversight of the process of implementation. Finance for the strategies from state and local budgets should be based on general layouts of settlements and areas approved by the appropriate councils.

Key recommendations for achieving the goal:

- Create and ensure access to sufficient, safe and affordable housing and basic living services.
- Develop reliable, safe and convenient transport and other infrastructure (based on the principles of universal design – i.e. including persons with disabilities, women, children, elderly people etc.).
- Develop settlements and areas exclusively on the basis of comprehensive and sustainable planning (based on general layouts) and ensure management by the public administration based on the principles of sustainable development while maintaining the existing sites of cultural and natural heritage and identifying new ones.
- Develop public alert systems for security threats or emergency situations, and a system to prevent emergency situations, ensure an effective response and eliminate their consequences.
- Minimize the environmental and security impacts on the life and health of the public.

“


Institutional changes, along with technological ones,  
are the basic determinants of social and economic growth. ”

*Douglass North,  
Laureate of the Nobel Prize for Economics*





GOAL 12



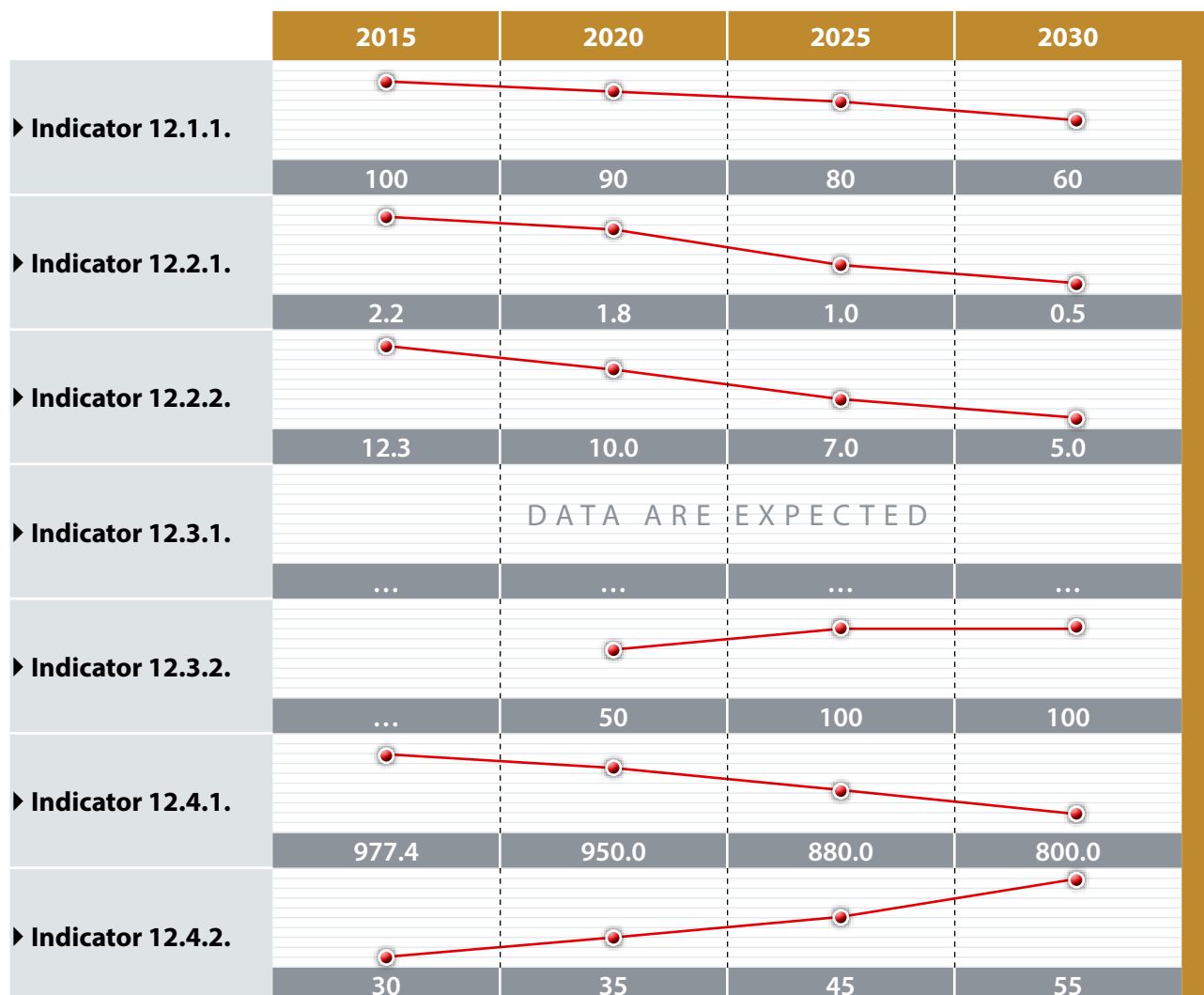
# SUSTAINABLE CONSUMPTION AND PRODUCTION

## TARGETS AND INDICATORS

<b>TARGET 12.1.</b>	<b>Indicator 12.1.1.</b>
Reduce resource consumption of the economy	Resource consumption in GDP (share of natural resources per unit of GDP), % of 2015 level
<b>TARGET 12.2.</b>	<b>Indicator 12.2.1.</b>
Reduce the loss of food along the production and marketing chains	Share of post-harvest losses in the total production of cereals, %
	<b>Indicator 12.2.2.</b>
	Share of post-harvest losses in overall production of vegetables and melons, %
<b>TARGET 12.3.</b>	<b>Indicator 12.3.1.</b>
Ensure sustainable use of chemicals through innovative technologies and production	Number of enterprises that use hazardous chemicals which introduced a chemical substances management system in accordance with international standards, units
	<b>Indicator 12.3.2.</b>
	Share of enterprises which introduced a chemical substances management system in accordance with international standards, in total number of enterprises that use hazardous chemicals, %
<b>TARGET 12.4.</b>	<b>Indicator 12.4.1.</b>
Reduce the amount of waste generation, and increase recycling and reuse through innovative technologies and production	Volume of waste generated by all economic activities per unit of GDP, kg per USD1,000 PPP in 2011
	<b>Indicator 12.4.2.</b>
	Share of burned and recycled waste in the total waste generated, %



## TARGET VALUES OF THE INDICATORS



The economic growth desired and counted on by Ukrainian society will inevitably boost the consumption of natural resources and waste generation, which in turn will increase the pressure on the environment. The importance of responsible consumption and production in the country is understood, but a satisfactory resolution of those issues requires balanced and long-term political and economic efforts focused both on production and consumption.

Resource- and energy-intensive industries account for a large part of Ukrainian GDP. Thus, the priorities of state policy in this context are to optimize the use of natural resources and reduce energy intensity, and to minimize the environmental impact by moving to a 'green economy' model. This involves the gradual removal of hazardous chemicals from manufacturing processes and product life cycles. Therefore, the development of an environmental labelling system and management standards for industrial and other processes is an urgent task, because such a system will serve as a tool for introducing more rational approaches to the use of natural resources and chemicals.

There are no mechanisms to encourage the public to pursue sustainable consumption in Ukraine. Indeed, on the contrary, the market not only meets the needs of the public for goods and services but also generates those needs by offering new or modified products whose consumer value is not always high. This practice leads to the inefficient use of natural resources and generates significant amounts of production and consumption waste. Flawed agricultural harvesting, processing and delivery practices result in significant losses of food.

As only a small proportion of waste, including household waste, is recycled, reused or salvaged, Ukraine has accumulated over 30 billion tonnes of waste, and this volume is growing every year. The issue is a nationwide challenge. The dominant waste management practice in Ukraine does not meet modern requirements, as it fails to either reduce waste generation or treat, reuse or recycle large quantities of accumulated waste. The State does not have the necessary resources to do this, and using sanctions to discourage pollution by industrial enterprises is insufficient to solve the problem. The best outcome would

be to convert the problem into an opportunity, which requires appropriate action to stimulate the creation and motivation of business. Even the revitalization of local communities that introduce separate collections of different types of solid waste, the upgrading of solid waste facilities and the elimination of illegal dumps will not bring about the desired result without the widespread use of modern technology involving recycling businesses.

Meeting the growing social needs of the Ukrainian public through effective economic activity should not surpass the carrying capacity of the environment. In fact, the models of sustainable production and consumption can ensure the sustainable development of society. The national policy should be based on the 10-Year Framework of the Programme on Sustainable Consumption and Production Patterns (Rio 2012), a global platform for capacity-building and partnership on sustainable production and consumption. The provisions of the framework should be reflected in either the national strategy or the sectoral and regional development strategies. The framework provides for implementation of priority programmes: sustainable lifestyles and education, sustainable ('green') procurement, consumer information, sustainable tourism, sustainability in the construction and operation of facilities, sustainable food systems etc.

A driver for changes in waste management should be the implementation in Ukraine of legal principles that exist in the EU in the sectors of waste and resource management, industrial pollution and man-made hazards, climate change and protecting the ozone layer. The promotion of investment projects to launch modern technologies for solid waste treatment, including with foreign investments on the basis of public-private partnerships, is an important tool to solve the problem of waste management.

To achieve this goal, it is necessary to create legal and institutional preconditions for the establishment of a green economy in Ukraine, which will significantly reduce the dependence of economic growth on the use of natural resources and energy. The concept of a circular economy (full-cycle economy) can serve as a basis for rethinking the role of waste as a resource.



It is important to strengthen the role of local communities in achieving goals by increasing their powers to levy penalties from polluters and introducing economic incentives for responsible behaviour. Comprehensive information, education and outreach programmes on sustainable consumption and production will help the public develop informed behaviours and practices across the different fields of human activity.

Key recommendations for achieving the goal:

- Integrate into national, regional and sectoral development strategies the provisions of the 10-Year Framework of the Programme on Sus-

tainable Consumption and Production Patterns.

- Introduce the model of the circular economy, first of all by focusing on energy-saving, regenerative and environmentally friendly production and consumption.
- Optimize food supply chains to minimize losses at all stages of the product life cycle.
- Limit the use of hazardous chemicals and their discharge into the environment by implementing international standards and improving product life cycle process management.
- Apply modern technologies and waste management practices to production and consumption.

“

Climate change is really about people's well-being. It is actually affecting our everyday lives, and this is the fundamental fact that everybody should keep in mind while working toward a low-carbon society. If we think about the people whose health is affected by the effects of climate change – for instance, the quality of air that we are breathing and how much children and older people are suffering from that; if we look at disasters that are destroying infrastructure, leaving communities in different parts of the world completely isolated – we are talking about people's lives. ”

*Patricia Espinosa,  
Executive Secretary of the UN Framework Convention on Climate Change*





## GOAL 13



MITIGATE CLIMATE  
CHANGE IMPACT





Human activity is one of the most powerful causes of climate change. The greatest contribution to climate change is associated with gas emissions from the combustion of carbon energy and other processes, which result in the greenhouse effect.

Given that climate change poses a threat to the environment and human well-being, the UN initiated global cooperation among the international community for combating and adapting to climate change in the second half of the 20<sup>th</sup> century. The legal basis for this cooperation is the United Nations Framework Convention on Climate Change (UNFCCC) and its Protocols. Major efforts under the Convention aim to reduce GHG emissions and their absorption. As a party to the UNFCCC since 1997, Ukraine signed (in 1999) and ratified (in 2004) the Kyoto Protocol. Ukraine also signed (in 2015) and was one of the first to ratify (in 2016) the Paris Agreement, which, unlike the first two agreements, defines the obligations of countries to reduce GHG emissions by 2030 and envisages measures to adapt to climate change.

The main sources of GHG emissions in Ukraine are concentrated in four sectors of economic activity: energy (exploration and production of primary energy, processing of primary sources of energy in a more usable form, transportation, and stationary and mobile use of fuel); industry; agriculture, forestry and other land uses (emission and absorption of carbon dioxide in the process of farming and forest management); and waste management (removal, biological treatment, incineration of solid waste treatment and discharge of wastewater).

Industry accounts for over 20 percent of Ukraine's GDP. The economic recession has been affecting the volume of industrial production but has had a positive effect on the environment, since it has helped reduce GHG emissions.

In 2020 Ukraine is allowed 76 percent of its 1990 GHG emissions under the provisions of the Kyoto

to Protocol and the amendments thereto. Within the framework of the Paris Agreement, Ukraine has identified national contributions to reduce or limit GHG emissions which envisage not exceeding 60 percent of its 1990 GHG emissions in 2030. The implementation of international obligations remains the policy priority.

Strategies for low-carbon development and for adaptation to climate change should be developed and approved in Ukraine. The first step towards achieving this objective has been completed. The concept of the state policy on climate change up to 2030 was approved on 7 December 2016. The policy to combat climate change should prioritize the minimization of GHG emissions through low-carbon economic development. The policy of adaptation to climate change should include a significant strengthening of the early warning system and response to natural hazards and disasters directly or indirectly associated with climate processes. In the longer term, measures to enhance the resilience of agriculture against weather anomalies, to strengthen health systems and social security etc. should be envisioned.

Key recommendations for achieving the goal:

- Reduce emissions of GHGs as stipulated by Ukraine's international obligations. These reductions will be achieved both directly (including by increasing energy efficiency and the use of renewable energy) and indirectly (e.g. by engaging GHG absorption mechanisms). In this context, the targets of Goal 13 correspond to the targets of Goal 7 (the development of low-carbon energy) and Goal 15 (the expansion of forest areas of the country).
- Inform the public about the consequences of climate change and mechanisms and practices to combat and adapt to them, and implement appropriate educational programmes at all levels of formal and informal education.

The effects of climate change concern everyone, whether we feel it or not.

“


Sustainable environmental management and minimized pollution of the Black Sea and the Sea of Azov must significantly improve the standards of living of the country's population.”

*Viktor Karamushka,  
Head of the Department of Environmental Studies,  
Faculty of Natural Sciences of the National University  
of Kyiv-Mohyla Academy*





## GOAL 14

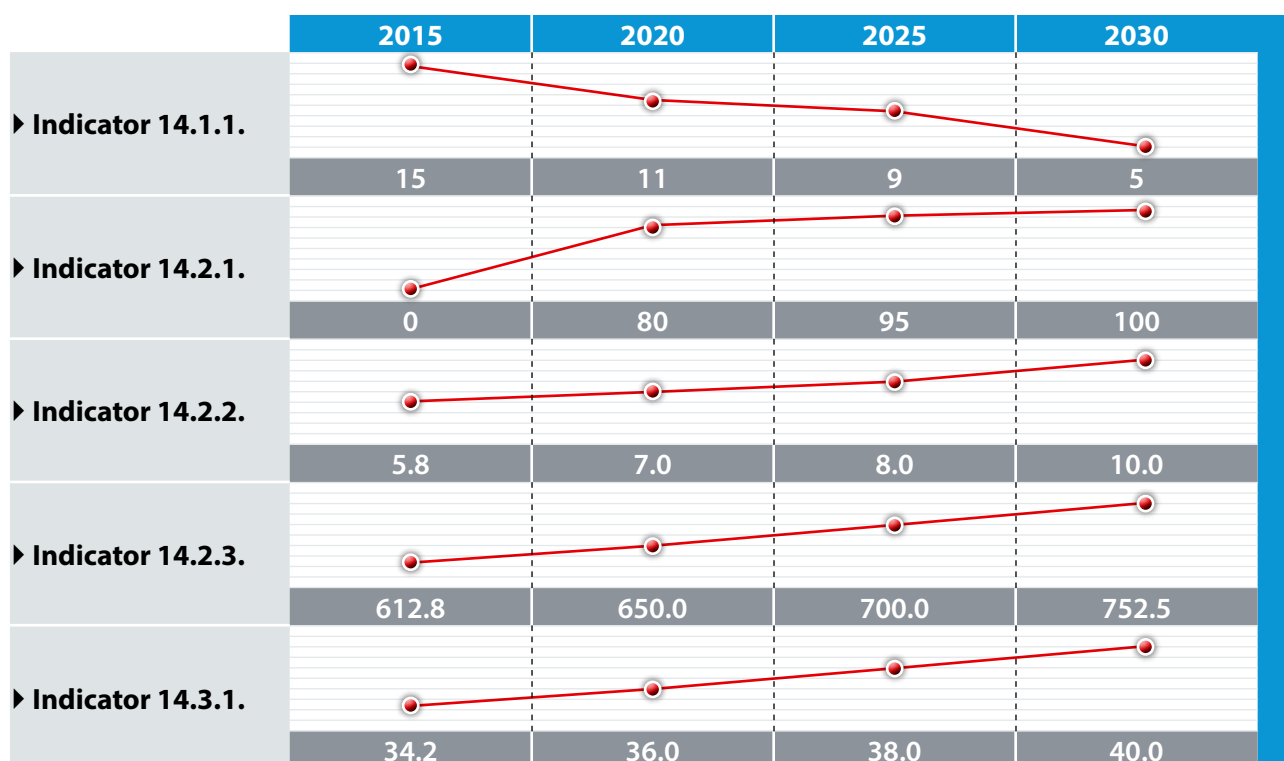


# CONSERVE MARINE RESOURCES

## TARGETS AND INDICATORS

<b>TARGET 14.1.</b>	<b>Indicator 14.1.1.</b>
Reduce marine pollution	Share of discharges of polluted wastewater in total discharges in the marine environment, %
<b>TARGET 14.2.</b>	<b>Indicator 14.2.1.</b>
Ensure the sustainable management and protection of marine and coastal ecosystems, and improve their resilience and recovery through innovative technologies	Share of administrative units (districts) which introduced integrated management of coastal areas, %
	<b>Indicator 14.2.2.</b>
	Area of territories and objects of the natural reserve fund of coastal regions, % of the territory of coastal areas
	<b>Indicator 14.2.3.</b>
	Area of territories and objects of the natural reserve fund in the Black and Azov Seas, thousands of hectares
<b>TARGET 14.3.</b>	<b>Indicator 14.3.1.</b>
Implement effective regulation of extraction of marine resources	Volumes of legal extraction of marine bio-resources in the exclusive maritime zone of Ukraine, thousands of tonnes

## TARGET VALUES OF THE INDICATORS





The length of Ukraine's coastline is 1,355 km (including the temporarily annexed Autonomous Republic of Crimea). The deep-water Black Sea and the shallow Sea of Azov are unique seas, as they are internal water bodies and the most remote from the world's oceans. The area of the water catchment exceeds the area of the seas by several times and, fully or partially, covers the territory of 22 European countries. Once highly productive and rich in fish resources, the seas are now in a difficult situation. Unchecked economic activity in the Black Sea has resulted in large amounts of pollutants, exceeding the assimilation capacity of the marine ecosystem and causing the rapid eutrophication processes harmful to marine organisms.

Like other coastal nations of the Black Sea, Ukraine has not always used its ecosystem opportunities and resources (fish and seafood) efficiently. But the abuse of nature has contributed to the reduction of fodder, the exhaustion of fish resources and the depletion of species, and considerable effort is now required to restore the biological productivity of the seas. The health of the marine ecosystem is aggravated by the invasion of alien species that inhibit the development of indigenous flora and fauna.

The pollution of the marine ecosystem from concentrated and diffuse sources located on land, from offshore activities, from marine navigation and through the atmosphere still remains the biggest threat. Despite the significant reduction in the flow of pollutants from diffuse sources, mainly from river runoff, meltwater and rainwater, and despite the lack of mass eutrophication, the threats remain, as economic recovery will lead to more pollution. Port and navigation activities, the construction of oil and gas pipelines and the offshore exploration and extraction of oil and gas have become additional contributors to pollution and environmental threats. The intensive use of coastal areas, where the remaining vulnerable natural systems are located, for construction and recreational activity only increases the human pressure on marine and coastal ecosystems.

The pollution of the marine ecosystem and the lack of effective nature management in coastal areas and at sea has resulted in lost species, reduced fish stocks, a lower quality of recreational resources and increased threats to human health.

A platform for international cooperation for the conservation and sustainable use of the resources of the

Black and Azov Seas was created over 20 years ago. The Convention on the Protection of the Black Sea against Pollution (1993), several Protocols and the Strategic Action Plan for the Black Sea (1996, updated in 2009) created a legal framework for the implementation of joint regional programmes and projects and for attracting international technical assistance.

The key factors that determine the poor environmental situation of the Black and Azov Seas are the pollution and littering of the marine environment and coastal areas, the abuse of marine resources and the lack of integrated environmental management. Therefore, a key target is to reduce and prevent any marine pollution. It is an extremely ambitious target, given the list of sectors involved in this process, such as industry, transport, energy, agriculture and tourism. The preservation and sustainable use of marine and coastal ecosystems along with protection from both human activities and natural phenomena are also important. In particular, the ratification and implementation of the International Convention for the Control and Management of Ships' Ballast Water and Sediments (2004) will become a tool to counteract invasions of alien species in the Black Sea ecosystem. Unregulated and illegal fishing compromise the resources of commercial fish and other species. The use of forbidden means of fishing and fishing during spawning both reduce populations of commercial fish and harm marine mammals, which become accidental victims of fishing. The introduction of accounting practices for catching living marine resources and trading only with supporting documents that confirm the legality of catches are urgent national targets. They will help consolidate international efforts to implement sustainable fishing practices and to combat illegal and unregulated fishing.

The goal is to significantly improve the quality of life in coastal areas through the sustainable use of natural resources and by minimizing pollution of the Black and Azov Seas.

Key recommendations for achieving the goal:

- Develop and implement integrated management plans for coastal areas based on the best national and international practices.
- Develop a national strategy for marine environmental policy.
- Introduce a monitoring programme to assess the state of the seas.
- Prepare a programme of measures to restore the environmental health of the seas.



The UN General Assembly has called the years 2011–2020 the UN Decade on Biodiversity. The principal goal of this decade is to implement the Strategic Plan for Biodiversity 2011–2020 and achieve the Aichi Biodiversity Targets, approved during the 10th meeting of the Conference of the Parties of the Convention on Biological Diversity (Nagoya, Japan, 2010). Ukraine will contribute to fulfilling this task, first, by ending the decline in biological and landscape diversity. ”

*Vyacheslav Potapenko,  
Director of the Institute of Green Economy, Member of the Public  
Council of the Ministry of Ecology and Natural Resources of Ukraine*





## GOAL 15



# PROTECT AND RESTORE TERRESTRIAL ECOSYSTEMS

## TARGETS AND INDICATORS

<b>TARGET 15.1.</b>	<b>Indicator 15.1.1.</b>
Ensure the conservation, restoration and sustainable use of terrestrial and inland freshwater ecosystems	Area of territories and objects of the natural reserve fund, thousands of hectares
	<b>Indicator 15.1.2.</b>
	Share of area of territories and objects of the natural reserve fund in the total area of the country, %
	<b>Indicator 15.1.3.</b>
	Share of the area of the national environmental network in the total area of the country, %
<b>TARGET 15.2.</b>	<b>Indicator 15.2.1.</b>
Promote sustainable forest management	Forested territory of the country, %
	<b>Indicator 15.2.2.</b>
	Wood stock in forests, millions of cubic metres
<b>TARGET 15.3.</b>	<b>Indicator 15.3.1.</b>
Restore degraded lands and soils through innovative technologies	Number of targets identified and implemented to achieve neutral land degradation level, units
	<b>Indicator 15.3.2.</b>
	Amount of arable land, thousands of hectares
	<b>Indicator 15.3.3.</b>
	Share of arable land in total area of the country, %
	<b>Indicator 15.3.4.</b>
	Area of organic production, thousands of hectares
	<b>Indicator 15.3.5.</b>
	Area of agricultural land of extensive use (hayfields, pastures), thousands of hectares
	<b>Indicator 15.3.6.</b>
	Share of area of agricultural land of extensive use (hayfields, pastures) in total area of the country, %
<b>TARGET 15.4.</b>	<b>Indicator 15.4.1.</b>
Ensure the conservation of mountain ecosystems	Area of the nature reserve fund in mountainous regions, thousands of hectares
	<b>Indicator 15.4.2.</b>
	Share of the area of the nature reserve fund in mountainous regions in the total area of the country, %



## TARGET VALUES OF THE INDICATORS



Ukraine has a wide diversity of ecosystems, landscapes and natural species. The relief of the country includes mountain ranges (5 percent of the territory), uplands (25 percent) and lowland plains (70 percent), which are habitats for living organisms and areas of human economic activities. The flat part of the country includes the steppe, wooded steppe and coniferous-deciduous forests. The mountains are mostly covered by forests and characterized by vertical zoning. An extensive river network, lakes and reservoirs as well as the basins of the Black and Azov Seas provide an environment of aquatic ecosystems. The biota of Ukraine comprises over 25,000 plant species and 45,000 animal species, accounting for about 35 percent of the species of Europe. Two key global bird migration routes run through the country. The places which migratory birds choose for nesting, particularly in the south, are of international importance.

Human economic activities greatly affect the environment. In the early 20<sup>th</sup> century, 40 percent of the country was steppe. Currently, much of the land is used by agriculture (70 percent), while the rest of the area of the natural steppe ecosystem represents 3.0–3.5 percent of the country. Around a third (30 percent) of all endangered flora and fauna species listed in the Red Book of Ukraine are concentrated in this area. It is planned to increase the area covered by nature management systems (currently about 29 percent of the country) and forested areas (around 16 percent).

Ukraine's land area is 603,549 square kilometres (as of 1 January 2015). Over half of the country is cultivated (arable land accounts for 54 percent), and another 13 percent is used as hayfields and pastures. The country has abundant soil resources represented by fertile black earth. However, the soil suffers from pollution and erosion. Water and wind erosion cause up to 15 tonne/ha of average annual soil losses. The loss of humus and nutrients is observed in 43 percent of the total area. Large areas have been polluted as a result of economic activity. Over 57 percent of the area is considered eroded. The situation requires measures to restore soil fertility. As the process of soil degradation starts and develops in different places, its recovery is intended to maintain a generally neutral overall condition of the land and to prevent further deterioration. Achieving a neutral degradation level is the basis of a land

policy advocated by the Convention to Combat Desertification.

The development of industry, agriculture and water management, urbanization, mining and other economic activities has been consistently causing pollution and the physical transformation of the habitat for living organisms. The construction of hydropower plants and the creation of reservoirs, swamp drainage and irrigation at Polissia and the reclamation of steppe areas in the south of Ukraine have led to significant changes in the hydrological regime of those territories. A decline in populations is observed, with some species currently facing the threat of extinction. This is why the number of species listed in the Red Book of Ukraine is growing; however, the country is taking measures to prevent such losses. The provisions of most international environmental conventions have been ratified and partially implemented, although some of them still require ratification. A strong legal framework has been created that, despite some gaps, provides sufficient opportunities for environmental activities. The appropriate state and local programmes have been approved and implemented.

One of the most effective measures for preserving biodiversity is to establish an environmental network, designate territories and objects as natural reserves (natural and biosphere reserves, national parks etc.) and create conservation areas of international importance. As of 1 January 2017, the nature reserve network of Ukraine comprised 8,246 areas and sites located on 6.6 percent of the country.

Over 40 percent of the country is part of an environmental network. Today, the measures of the national programme to create the national ecological network have not been fully implemented and need to be addressed. Also, Ukraine needs to achieve the objectives identified by the Parties to the Convention on Biological Diversity (Nagoya, Japan, in 2010) in the Strategic Plan for Biodiversity for 2011–2020, including the cessation of the loss of biological and landscape diversity through further expansion of nature reserves and development of an environmental network through the creation and effective functioning on land and at sea of a representative and efficiently managed system of conservation areas – primarily, cross-border conservation areas of international importance.



Land policy in Ukraine should be reasonable and rational. The introduction of sustainable land-use practices where soil is not depleted or polluted, while simultaneously recovering degraded and eroded land, is of immediate concern. Achieving a neutral state of the land should be one of the priorities of the obligations under the Convention to Combat Desertification. It would be expedient to enhance the national biosafety system. In this context, it is important to ratify the Nagoya Protocol to the Convention on Biological Diversity on access to genetic resources, which will ensure equitable sharing of benefits from their use.

Key recommendations for achieving the goal:

- Create a representative and efficiently managed system of conservation areas on land and at sea.
- Activate measures for the conservation, restoration and sustainable use of terrestrial and inland freshwater ecosystems, including steppe and wetlands.
- Expand forest areas and ensure the sustainable use of forest resources.
- Protect and ensure the sustainable use of land, and prevent desertification of the country.
- Preserve and ensure the sustainable use of mountain ecosystems.

“

Peace must be our goal and our guide. All that we strive for as a human family – dignity and hope, progress and prosperity – depends on peace. But peace depends on us. Let us strive to overcome our differences. From solidarity and compassion in our daily lives, to dialogue and respect across political divides. From ceasefires on the battlefield, to compromise at the negotiating table to reach political solutions.

”

*Antonio Guterres,  
UN Secretary-General*





## GOAL 16



# PEACE, JUSTICE AND STRONG INSTITUTIONS

## TARGETS AND INDICATORS

<b>TARGET 16.1.</b>	▶ <b>Indicator 16.1.1.</b>
Reduce the prevalence of violence	Number of criminal offences under Articles 115 – 118, 121 of the Criminal Code of Ukraine (apparent deliberate murder, deliberate serious bodily harm), per 100,000 persons
	▶ <b>Indicator 16.1.2.</b>
	Number of victims of physical violence in the last 12 months (murder and assassination attempt, rape and attempted rape, serious injuries), per 100,000 persons
	▶ <b>Indicator 16.1.3.</b>
	Number of victims of sexual abuse in the last 12 months, persons
<b>TARGET 16.2.</b>	▶ <b>Indicator 16.2.1.</b>
Increase detection of victims of human trafficking and all forms of exploitation	Number of victims of trafficking or other illicit agreements for human trading in criminal proceedings, persons
	▶ <b>Indicator 16.2.2.</b>
	Number of street children, thousands of persons
	▶ <b>Indicator 16.2.3.</b>
	Number of victims of sexual exploitation, thousands of persons
<b>TARGET 16.3.</b>	▶ <b>Indicator 16.3.1.</b>
Increase confidence in courts and ensure equal access to justice	Level of public confidence in the court, %
	▶ <b>Indicator 16.3.2.</b>
	Level of public awareness of the right to free legal assistance, %
<b>TARGET 16.4.</b>	▶ <b>Indicator 16.4.1.</b>
Strengthen the system for preventing and counteracting the legalization of illegal incomes, the financing of terrorism and the proliferation of weapons of mass destruction	Share of high-level risks in the overall national aggregate of risks in the system for preventing and counteracting the legalization of illegal incomes, the financing of terrorism and the proliferation of weapons of mass destruction, %



<b>TARGET 16.5.</b>	<b>Indicator 16.5.1.</b>
Reduce illicit trafficking of weapons, ammunition and explosive materials	Number of weapons seized from individuals, organized groups and criminal organizations, units
	<b>Indicator 16.5.2.</b>
	Amount of ammunition seized from individuals, organized groups and criminal organizations, units
	<b>Indicator 16.5.3.</b>
	Number of criminal offences under Article 263 of the Criminal Code of Ukraine (illegal handling of weapons, ammunition or explosives), units
<b>TARGET 16.6.</b>	<b>Indicator 16.6.1.</b>
Reduce the scale of corruption	Index of perception of corruption in the public sector by the business community and experts
<b>TARGET 16.7.</b>	<b>Indicator 16.7.1.</b>
Increase the efficiency of government bodies and local self-government	Share of the population satisfied with their recent experience of the use of public services, %
<b>TARGET 16.8.</b>	<b>Indicator 16.8.1.</b>
Recovery of conflict affected areas in eastern Ukraine*	Share of the population satisfied with their experience of the use of infrastructure and the level of social services in key areas in Donetsk and Luhansk oblasts, %
	<b>Indicator 16.8.2.</b>
	Share of the population satisfied with the level of administrative governance services in Donetsk and Luhansk oblasts, %
	<b>Indicator 16.8.3.</b>
	Demined area in Donetsk and Luhansk oblasts*, hectares
<b>TARGET 16.9.</b>	<b>Indicator 16.9.1.</b>
Strengthen social stability, and promote peacebuilding and community security	Index of social cohesion and reconciliation (SCORE)

\* Territory of eastern oblasts of Ukraine (in the first stage, Donetsk and Luhansk oblasts, excluding territories which are temporarily not under government control).

## TARGET VALUES OF THE INDICATORS

	2015	2020	2025	2030
► Indicator 16.1.1.	9.5	7.5	6.0	4.5
► Indicator 16.1.2.	14.0	10.0	7.0	5.2
► Indicator 16.1.3.	459	450	420	375
► Indicator 16.2.1.	...	DATA ARE EXPECTED	...	...
► Indicator 16.2.2.	...	DATA ARE EXPECTED	...	...
► Indicator 16.2.3.	...	DATA ARE EXPECTED	...	...
► Indicator 16.3.1.	5	35	45	55
► Indicator 16.3.2.	No data	70	80	90
► Indicator 16.4.1.	No data	21	17	13



Achieving targets in terms of building a peaceful and open society for sustainable development, providing access to justice for all and creating effective, accountable and participatory institutions at all levels is crucial to Ukraine's development. The achievement of all other SDGs largely depends on whether this goal is achieved.

The high level of violence in society is unacceptable because it destroys the mechanisms for inclusive development and leads to the isolation of social groups and the loss of trust in the State as a guarantor of security and immunity of individuals. It is necessary to reduce violence to build a peaceful and open society. The number of crimes against the life and health of citizens should be reduced, in the first place. In this context, the priority is to strengthen the law enforcement system in the living and working environment. An equally important task is to reduce the overall level of violence, including that not subject to criminal penalty.

A dramatic increase in Ukraine of the illegal circulation of weapons, ammunition and explosives as a result of arms caches seized during the protests in early 2014 and during the spread of the armed conflict in eastern Ukraine represents a considerable threat to personal security and law and order. The risks that firearms and explosives might be used not only in organized crime but also in other types of misconduct, including domestic violence, are increasing. As a result, challenges associated with the equipment and training of law enforcement agencies are growing.

A prerequisite for reducing violence in the country is to dramatically reduce the number of weapons and the amount of ammunition and explosives circulating illegally. An integrated approach is required, aimed at preventing the trafficking of weapons from the zone of military conflict, detecting where weapons and explosives are stored illegally and countering the use of weapons in criminal and other activities. Given the priority of ensuring the safety and health of citizens, clear and transparent procedures need to be developed for detecting weapons and explosives, especially when they are being moved from the zone of armed conflict in eastern Ukraine.

Different forms of exploitation, including human trafficking, forced labour, sexual exploitation,

children's begging etc., are specific and extremely dangerous forms of violence against individuals, in particular against women and girls. A significant proportion of people who find themselves in difficult circumstances due to the tough and prolonged economic crisis and because of the armed conflict in the east of the country are creating a favourable environment for the spread of violence. Deprived of adequate legal support, Ukrainians also become victims of exploitation when abroad.

To build the foundations for inclusive development, it is necessary to eliminate all forms of exploitation. It is necessary to overcome the 'institutional traps', where victims of such exploitation end up and are forced to 'voluntarily' sell themselves and/or their labour to survive – individually or as a family. It is important for law enforcement agencies and civic organizations to detect and counter all forms of exploitation. Yet it is equally important to expand employment opportunities, enhance the efficiency and targeting of social assistance and promote social inclusion.

The rule of law, the right to a fair trial and equal access to legal assistance for all citizens are the basis for institutional stability and continuity, forming a relationship of trust as the cornerstone of inclusive development. The low level of trust in the judicial powers in Ukraine results from the extensive corruption in the area, the widespread practice of applying political pressure on the courts and politically motivated decision-making, as well as the low level of efficiency of enforcement. According to Gallup, in 2014, confidence in the courts of Ukraine was the lowest in Europe and one of the lowest in the world.

The completion of full-scale judicial reform should ensure the restoration of confidence in the judicial system. To significantly improve the enforcement efficiency of decisions of national and international courts, it is necessary to create a professional corps of private marshals and to modernize the state enforcement service, including on the basis of consolidating the actions of public and private marshals. To ensure that the judiciary efficiently protects the rights of citizens, it is expedient to develop social practices to ensure fair trials.

Based on the commitments made by Ukraine to the Council of Europe, Ukraine has established a



system of free legal aid, which is an integral part of ensuring equal access to justice. Pursuant to the Law of Ukraine 'On Free Legal Aid', all detainees, all those involved in criminal litigation and convicts have been provided with free secondary legal aid, delivered through 27 regional free secondary legal aid centres, since 1 January 2013. These centres provide services 24/7. Between 2013 and 2016, over 300,000 people received representation in criminal proceedings.

On 1 July 2015, the next stage of free legal aid – access to free secondary legal aid for the most vulnerable citizens in civil and administrative cases – was launched. These include poor people, those living with disabilities, children who are in difficult circumstances, combatants, including members of the ATO, refugees, IDPs, persons with special distinctions and special labour merit (individuals who are the victims of Nazi persecution and other vulnerable persons) – generally about 8 million citizens. To ensure the provision of free secondary legal aid to such people, 100 local free secondary legal aid centres were established throughout Ukraine, except in the temporarily occupied and ATO areas. In addition, the structure of local centres now includes 429 legal aid offices, which started operating across Ukraine on 1 September 2016, ensuring the provision of both primary legal aid – legal information and advice – and secondary legal aid – representation in court and legal outreach at the community level.

One of the key issues that the State needs to address is the low level of legal culture in communities, and traditions of solving legal issues illegally, which encourage corruption. Thus, major efforts to build a free legal aid system should be aimed at strengthening the legal capacity of the community, providing legal education and improving the quality of legal services.

The State Service for Financial Monitoring of Ukraine coordinates the process of assessing national risks (threats, vulnerabilities, effects) in the system for preventing and countering the laundering of illegal money and financing of terrorism. This national risk assessment aims to help arrest criminals by identifying and intercepting their illegal income, to help prevent terrorist attacks and terrorist activities by identifying and intercepting their sources of funding, and to help

identify actual impacts of money laundering and financing of terrorism on society, social relations and the financial system, to identify appropriate measures to counteract actual threats.

The National Agency for the Prevention of Corruption has been established in Ukraine. It is taking steps to identify, investigate and evaluate assets which can be seized in criminal proceedings and maintains the public Unified State Register of seized assets. The efficiency of measures to identify and return stolen assets directly depends on establishing practical international cooperation with the law enforcement bodies of Ukraine, as well as the efficient and qualified preparation of the appropriate justification for the arrest of funds.

There is a high level of corruption in Ukraine, causing the loss of public confidence in public institutions. With a score of 27, Ukraine was ranked 130<sup>th</sup> out of 168 countries (for example, Poland scored 60)<sup>1</sup> in the Corruption Perceptions Index 2015. The process of institutional strengthening to combat corruption began after the adoption of the Law of Ukraine 'On Prevention of Corruption' in 2014 and the establishment of the National Agency for the Prevention of Corruption and specialized law enforcement agencies, such as the National Anti-Corruption Bureau of Ukraine. Yet it is impossible to end corruption in Ukraine without addressing its fundamental causes, including the high level of vulnerability to corruption of the licensing and regulatory system, the high level of tolerance of corruption in society, incomplete transformations in the provision of free social services, and the dominance of administrative services related to archaic, closed procedures.

Ending corruption should open the way for consistent steps in the area of social and economic transformation based on trust and a mutually beneficial partnership between the State and civil society. A significant reduction in corruption in all its forms requires complex actions in four areas: reducing the vulnerability to corruption of public authorities; implementing effective monitoring and control of compliance with the integrity rules for individuals authorized to per-

<sup>1</sup> Data for different countries are converted to a scale of 0 to 100, where 0 corresponds to the highest level of corruption perceived by respondents, and 100 to the lowest level.

form state and local government functions; implementing effective mechanisms to detect, prevent and settle conflicts of interest in the activities of elected and designated officials of state and local authorities; and bringing about a gradual decrease in the tolerance of corruption.

The achievement of the SDGs is associated with risks caused by a lack of efficiency of state and local authorities. The main reasons for the current situation include: imperfect election laws, including a failure to properly represent different social groups and communities, and poor accountability of elected officials to the voters; a lack of clear and transparent procedures for the enforcement and oversight of administrative decisions; and limited capacities of civic institutions to hold state and local authorities accountable.

Ensuring full citizen participation in the administration of the State and local communities is the goal and also the way to enhance the effectiveness of state and local authorities. Changing the communications technologies that public authorities use with each other and with civil society organizations, to create operational interagency communication tools, open public dialogue and constant monitoring of the effectiveness of management decisions, is an effective way to achieve transformation in this area. Among other things, e-government provides those capabilities.

Active hostilities have caused internal displacement. As of 27 June 2017, according to the social protection departments of regional and Kyiv public administrations, 1,584,859 IDPs (1,274,119 families) from Donbas and Crimea (most of whom are women with children or elderly people) were recorded. Over half of the IDPs remained in towns in Donetsk and Luhansk oblasts, while a significant number were hosted by Kharkiv, Zaporizhzhia and Dnipropetrovsk oblasts and Kyiv city. The negative consequences of forced displacement include the overloading of social infrastructure, the reduced level and quality of services, social instability etc. Without proper settlement, internal displacement becomes a growing burden on the capabilities of the host communities to provide basic services. An important task is to improve the quality of life of the IDPs and to ensure their basic constitutional rights to promote their integration into new communities. This requires consolidated efforts by central

and local authorities and civil society organizations to ensure the social adaptation of IDPs and the reintegration of former ATO combatants into civilian life. It is also important to take preventive action in terms of peacebuilding and stopping potential conflicts. It is critically important to protect people who suffer human rights abuses resulting from illegal detention, custody, arrest, torture or ill treatment in the areas not controlled by the Government of Ukraine in Donetsk and Luhansk oblasts and in the temporarily occupied territory of the Autonomous Republic of Crimea. Such cases should be subject to investigation and monitoring, and the Government of Ukraine should take all possible international legal steps to protect human rights.

In Ukraine, with support from UNDP, the United Nations Children's Fund (UNICEF) and the International Organization for Migration (IOM), a new practice of assessing social cohesion in eastern Ukraine has been introduced. The UN agencies have developed a Social Cohesion and Reconciliation Index (SCORE) using a methodology that considers the area's specific context. SCORE is an analytical tool to assess social dynamics in societies that have suffered from military conflicts, and to identify the most appropriate activities to strengthen social cohesion. SCORE calculations have been introduced in a range of European, African and Asian countries. Experience from these countries demonstrates that the practice of SCORE calculation helps international and national partners find evidence-based solutions which promote social cohesion and reconciliation. Data on the dynamics of the SCORE index will be provided to decision-makers at the national, oblast and rayon levels, as well as to UN agencies, international organizations, civil society, development partners etc. The data will also be referred to for decision-making relevant to social cohesion and sustainable peacebuilding.

Building a peaceful, just and open society, ensuring public safety and safeguarding human rights is impossible without solving the Crimea problem based on the norms and principles of international law. The illegal occupation of the Crimean Peninsula and the attempt by the Russian Federation to annex it, which has received unequivocal condemnation from the international community, undermines the basic principles of international law and order, poses a



serious threat to international peace, stability and security and creates conditions for systematic human rights violations by the occupying authorities and the political persecution of representatives of Crimean Tatar and Ukrainian communities. The liberation of the Crimean Peninsula and the restoration of the territorial integrity and sovereignty of Ukraine within its internationally recognized borders, which would be possible with further consolidation of the international policy of not recognizing the annexation of the Autonomous Republic of Crimea and the city of Sevastopol and the application of political and economic pressure by international law on the occupying country, is an important factor in ensuring the sustainable development of Ukraine, the region and the world as a whole.

Achievement of this goal should be based on the principles of sustainable development, inclusion in the general context of reforming Ukrainian society, and the harmonious reintegration of the affected territories and their population in an all-Ukrainian socio-economic, socio-political and legal space.

Key recommendations for achieving the goal:

- Take practical action to establish peace and achieve social justice.
- Develop principles of inclusive development.
- Ensure the rule of law.
- Eradicate corruption and rebuild trust.
- Enhance social cohesion.
- Promote the development of civil society institutions and various forms of self-organization by citizens aimed at achieving the goal.



The SDGs are the way we see our future. Partnership is a key factor for achieving the goals and will help Ukraine become a full-fledged member of the European community. ”

*Yana Romaniuk,  
Member of the Board of the NGO Molodizhna  
Platforma, Member of the Public Council under  
the Mayor of Lutsk*





## GOAL 17

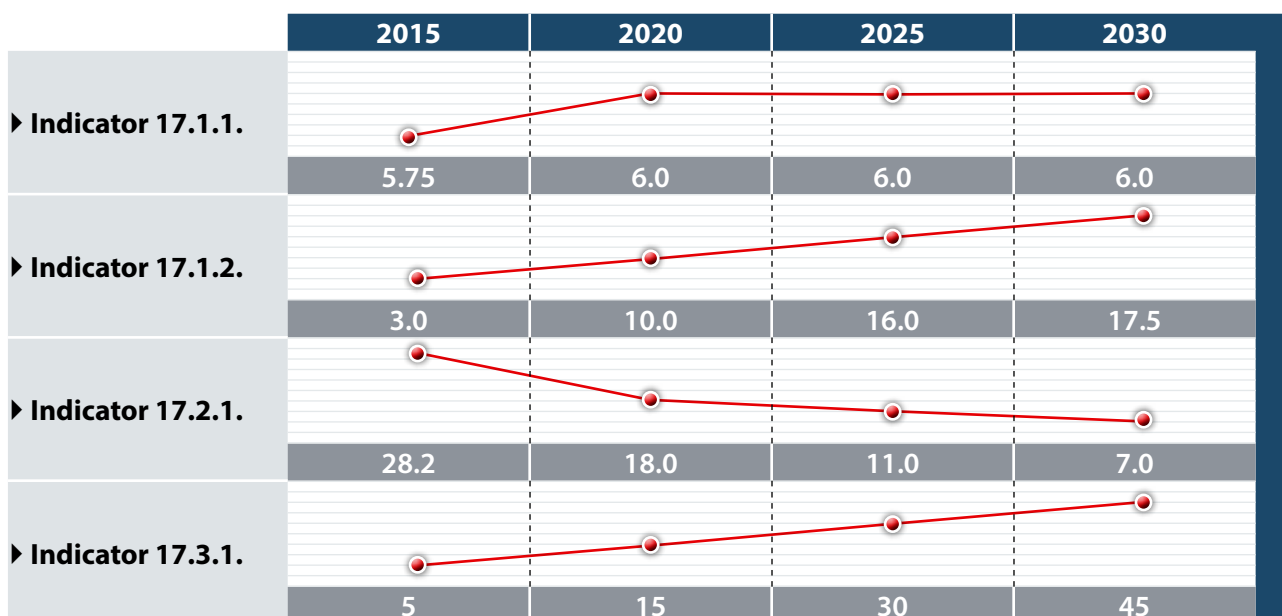


# PARTNERSHIP FOR SUSTAINABLE DEVELOPMENT

## TARGETS AND INDICATORS

<b>TARGET 17.1.</b>	<b>Indicator 17.1.1.</b>
Mobilize additional financial resources by promoting foreign and domestic investment	Ratio of private remittances from abroad to GDP (GRP), %
	<b>Indicator 17.1.2.</b>
	Net foreign direct investment (according to the balance of payments), USD billions
<b>TARGET 17.2.</b>	<b>Indicator 17.2.1.</b>
Consistently reduce the debt burden on the economy	Ratio of gross external debt to exports of goods and services in annual terms
<b>TARGET 17.3.</b>	<b>Indicator 17.3.1.</b>
Develop a partnership between government and business to achieve the SDGs	Number of projects of public-private partnership, units

## TARGET VALUES OF THE INDICATORS





Achieving the SDGs in Ukraine will be possible after the country resolves the problem of its limited resource capacity and the lack of appropriate institutional mechanisms to ensure the optimal, focused use of those resources. The investment processes in the country show significant instability. The propensity to invest remains low: in 2015, gross fixed capital accounted for only 13.3 percent of GDP. The dynamics of capital investment depend heavily on market fluctuations. Between 2013 and 2015, they dropped by 33 percent, and only started showing some growth in 2016. The low investment attractiveness of the Ukrainian economy leads to a lack of foreign direct investment<sup>1</sup> to restore the capacity of the national economy. As of 1 January 2016, Ukraine's economy attracted USD36.1 billion of foreign direct investment, or USD847.2 per capita – the lowest level in Europe. Nearly a third (31.8 percent) of all foreign direct investment was in the real sector of the economy (industry, agriculture and construction). The lack of investment results in its focus on areas that are key to the development of that particular sector. Instead, the level of investment in the system components of sustainable development (resource efficiency, reducing environmental impacts, development of social infrastructure etc.) remains low for both private and public investment.

It is necessary to implement targeted investment policies that would enhance the motivation to make and consolidate investments in innovative directions relevant to achieving the SDGs. For each of the potential sources of capital investment, a targeted approach that focuses on investment and the optimal use of rather limited resources should be applied. It is important to correct investment preferences by taking into consideration the need for investment in innovation. Given the difficult financial situation in Ukraine, enhancing cooperation with international organizations is still an important objective. It is advisable to improve the monitoring and oversight of the targeted

expenditure of funds received from institutional donors in accordance with the principles of international technical assistance.

The experience that Ukraine has gained in international partnership at the cross-border level is promising. It has participated in the creation of 10 European regional projects. Among these, it has successfully cooperated in such areas as solving regional environmental problems, the development of human communication (tourism, local border traffic) and cooperation in scientific and educational spheres. Yet the potential of European regional cooperation remains unused today. The reasons for this include, in particular, insufficient powers of local authorities in this area, the low professional level of managers both in the field of local government and in managing entities involved in cooperation, and high levels of corruption. It is essential to improve institutional mechanisms for cross-border cooperation within Europe, which involves strengthening the role of the European regional authorities as institutions coordinating cross-border cooperation and empowerment of regional and local authorities in carrying out cross-border relations.

Deepening Ukraine's international cooperation in key areas of scientific and technological development will promote partnership. This will ensure the greater participation of national entities in international scientific and industrial cooperation based on information exchange and organizational support for mutual contacts between scientific and industrial institutions.

Ukraine has developed a legal framework for public-private partnerships, but the pace of its practical application is unsatisfactory. The existing projects are mostly related to ongoing public procurement and contain no tangible investment components. One of the main reasons for this situation is the lack of confidence in the State as a business partner, because of the instability of public finances and legislation and the high level of corruption, including among the mid-level management responsible for the implementation of public-private partnership projects.

<sup>1</sup> Data on direct investment are based on information about resident entities and permanent offices of non-residents in Ukraine, taking into account administrative data from the National Bank of Ukraine on the market value of direct investment (shares, property etc.) by companies and institutions.

Today, there are no examples of stable partnership practices between public authorities and civil society institutions in areas such as public policy and the monitoring and public oversight of central executive authorities, local governments, institutions with budget financing etc.

Key recommendations for achieving the goal:

- Strengthen the partnership principles of public organizations, and develop public–private partnerships.
- Set up international cooperation.
- Develop a networked society.



# Annexes

## **Annex 1.**

National SDGs targets

## **Annex 2.**

Reconciliation of global SDGs targets with the national ones

## **Annex 3.**

Informational basis for monitoring the SDGs

## ANNEX 1

# NATIONAL SDGs TARGETS

### Goal 1: End poverty



	Target	Indicator	Disaggregation	Target values	Source
1.1	Reduce the poverty level by 75 percent, in particular through the elimination of its extreme forms	<b>1.1.1.</b> Share of the population whose average per capita equivalent total expenditure is lower than the actual <sup>1</sup> (estimated) subsistence minimum, %  <b>1.1.2.</b> Share of individuals whose daily consumption is below USD5.05 PPP, %	By age (under 18, 18–34, 35–59, 60+) By gender By presence of children in the household	2015 – 58.3 2020 – 30.0 2025 – 20.0 2030 – 15.0  2015 – 2.2 2020 – 0.5 2025 – 0.0 2030 – 0.0	IDSS NAS, SSS  IDSS NAS, SSS
1.2	Increase the coverage of poor people with targeted social assistance programmes	<b>1.2.1.</b> Share of the poor <sup>2</sup> population covered by state social support in the total number of poor people, %	By age (under 18, 18–34, 35–59, 60+) By gender By presence of children in the household	2015 – 56.3 <sup>3</sup> 2020 – 65.0 2025 – 75.0 2030 – 85.0	IDSS NAS, SSS
1.3	Increase the resilience of socially vulnerable groups of the population	<b>1.3.1.</b> Ratio of poverty levels <sup>4</sup> of households with children and households without children, times  <b>1.3.2.</b> Share of food expenditure in total household spending, %	By place of residence (urban/rural) By gender of household head  By place of residence (urban/rural) By decile groups <sup>5</sup>	2015 – 1.77 2020 – 1.60 2025 – 1.40 2030 – 1.27  2015 – 54.6 2020 – 50.0 2025 – 40.0 2030 – 30.0	IDSS NAS, SSS  SSS

### Goal 2: End hunger, promote sustainable agriculture



	Target	Indicator	Disaggregation	Target values	Source
2.1	Ensure accessibility to balanced nutrition to the level of scientifically based standards for all population groups	<b>2.1.1.</b> Consumption of meat per capita, kg/year  <b>2.1.2.</b> Consumption of milk per capita, kg/year  <b>2.1.3.</b> Consumption of fruit per capita, kg/year	By region  By region  By region	2015 – 51 2020 – 61 2025 – 71 2030 – 80  2015 – 210 2020 – 270 2025 – 320 2030 – 380  2015 – 51 2020 – 65 2025 – 78 2030 – 90	SSS, MAPF  SSS, MAPF  SSS, MAPF

<sup>1</sup> The actual (estimated) subsistence minimum is the subsistence minimum calculated from the actual prices of goods and services over a specific period of time.

<sup>2</sup> Poor people are defined as those whose gross average equivalent expenditure per capita is lower than the actual subsistence minimum.

<sup>3</sup> 2014 data.

<sup>4</sup> The absolute poverty benchmark based on subsistence minimum criterion is used: gross average equivalent expenditure per capita is lower than the actual subsistence minimum.

<sup>5</sup> Determined by total average equivalent income per capita.



	Target	Indicator	Disaggregation	Target values	Source
2.2	Double agricultural productivity, primarily through innovative technologies	<b>2.2.1.</b> Labour productivity in agriculture, USD1,000s per employee		2015 – 8.7 2020 – 10.0 2025 – 12.5 2030 – 15.0	SSS, MEDT
		<b>2.2.2.</b> The index of agricultural production, %	By agricultural activity (crop production, livestock production) By category of manufacturer (enterprises, including farms, households)	2015 – 95.2 2020 – 102.0 2025 – 102.0 2030 – 102.0	SSS
2.3	Ensure the development of sustainable food production systems that help maintain ecosystems and gradually improve the quality of land and soil, primarily through innovative technologies	<b>2.3.1.</b> The index of food production, %	By economic activity in the food industry	2015 – 87.2 2020 – 103.0 2025 – 103.0 2030 – 103.0	SSS
		<b>2.3.2.</b> Share of food industry and agricultural raw materials processing production in exports of Ukrainian Classifier of Goods for Foreign Economic Activity groups 1–24, %	By Ukrainian Classifier of Goods for Foreign Economic Activity group (1–24)	2015 – 38.3 2020 – 51.0 2025 – 57.0 2030 – 65.0	SSS, SFS, MAPF
		<b>2.3.3.</b> Share of agricultural land under organic production in the total area of agricultural land, %	By farm size (land area)	2015 – 1.0 2020 – 1.1 2025 – 1.3 2030 – 1.7	MAPF, Organic Federation of Ukraine
2.4	Reduce the volatility of food prices	<b>2.4.1.</b> The consumer price index for food (annual average), %	By main product group: Bread and bakery products; Meat and meat products; Milk; Fish and fish products; Vegetables; Fruits; Sugar; Sunflower oil; Eggs	2015 – 144.4 2020 – 105.0 2025 – 105.0 2030 – 105.0	SSS

### Goal 3: Healthy lives and well-being



	Target	Indicator	Disaggregation	Target values	Source
3.1	Reduce maternal mortality	<b>3.1.1.</b> Number of cases of maternal mortality, per 100,000 live births	By type of residence (urban/rural)	2015 – 12.0 2020 – 11.8 2025 – 11.4 2030 – 11.2	MoH,
3.2	Minimize preventable mortality among children under 5	<b>3.2.1.</b> Mortality of children under 5, cases per 1,000 live births	By type of residence (urban/rural)	2015 – 9.3 2020 – 8.5 2025 – 7.5 2030 – 6–7	SSS, MoH
3.3	End the epidemics of HIV/AIDS and tuberculosis, including through innovative practices and treatments	<b>3.3.1.</b> Number of patients diagnosed with HIV for the first time, per 100,000 persons	By gender By region	2015 – 37.2 2020 – 30.9 2025 – 24.8 2030 – 20.6	MoH, SSS
		<b>3.3.2.</b> Number of patients diagnosed with active tuberculosis for the first time, per 100,000 persons		2015 – 56.0 2020 – 51.7 2025 – 45.4 2030 – 32.9	MoH, SSS

	Target	Indicator	Disaggregation	Target values	Source
3.4	Reduce premature mortality from non-communicable diseases	<b>3.4.1.</b> Number of deaths from cerebrovascular disease at the age of 30–59, per 100,000 men of corresponding age	By region	2015 – 64.0 2020 – 56.2 2025 – 50.1 2030 – 45.0	SSS, MoH
		<b>3.4.2.</b> Number of deaths from cerebrovascular disease at the age of 30–59, per 100,000 women of corresponding age	By region	2015 – 28.9 2020 – 25.5 2025 – 23.1 2030 – 22.0	SSS, MoH
		<b>3.4.3.</b> Number of deaths from malignant breast tumours at the age of 30–59, per 100,000 women of appropriate age	By region	2015 – 26.3 2020 – 23 2025 – 20 2030 – 18.3	SSS, MoH
		<b>3.4.4.</b> Number of deaths from malignant cervical tumours at the age of 30–59, per 100,000 women of appropriate age	By region	2015 – 12.2 2020 – 10.1 2025 – 9.8 2030 – 9.5	SSS, MoH
3.5	Reduce by a quarter premature mortality, including through the introduction of innovative approaches to diagnosing diseases	<b>3.5.1.</b> Probability of dying at the age of 20–64, men, per mille	By type of residence (urban/rural)	2015 – 389 2020 – 360 2025 – 330 2030 – 290	SSS, IDSS NAS
		<b>3.5.2.</b> Probability of dying at the age of 20–64, women, per mille	By type of residence (urban/rural)	2015 – 155 2020 – 150 2025 – 140 2030 – 130	SSS, IDSS NAS
3.6	Reduce serious injuries and deaths from road traffic accidents, including through innovative practices of resuscitation, treatment and rehabilitation after road traffic accidents	<b>3.6.1.</b> Number of deaths from road traffic accidents, per 100,000 persons		2015 – 12.6 2020 – 11.0 2025 – 11–10 2030 – 10–9	SSS, MoH, MoI
		<b>3.6.2.</b> Number of serious injuries from transport accidents/road traffic accidents per 100,000 persons, % of 2015 level		2015 – 100 2020 – 70 2025 – 60 2030 – 50	MoI
3.7	Ensure universal, quality immunization with innovative vaccines	<b>3.7.1.</b> Immunization coverage under the national immunization programme (as prescribed) , %	By type of residence (urban/rural)	2015 – 50 2020 – 95 2025 – 95 2030 – 95–98	MoH
3.8	Reduce the prevalence of smoking among the population through innovative media to inform about negative effects of smoking	<b>3.8.1.</b> Share of women who smoke at the age of 16–29, %	By type of residence (urban/rural)	2015 – 5.0 2020 – 4.5 2025 – 4.0 2030 – 4.0	SSS
		<b>3.8.2.</b> Share of men who smoke at the age of 16–29, %	By type of residence (urban/rural)	2015 – 31.4 2020 – 27.0 2025 – 23.0 2030 – 20.0	SSS
3.9	Reform health care financing	<b>3.9.1.</b> Share of expenditures of the population in general spending on health, %		2015 – 45.3 <sup>6</sup> 2020 – 40.0 2025 – 35.0 2030 – 30.0	MoH

<sup>6</sup> 2014 data.



## Goal 4: Quality education



	Target	Indicator	Disaggregation	Target values	Source
4.1	Ensure access to quality school education for all children and adolescents	<b>4.1.1.</b> Share of the population satisfied with the access to and quality of schooling services, %	By place of residence (urban/rural) By type of educational training (primary, basic, full secondary)	Data are expected	New research
4.2	Ensure access to quality pre-primary development for all children	<b>4.2.1.</b> Net pre-primary enrolment rate for children aged 5, %	By place of residence (urban/rural)	2015 – 70.6 2020 – 80.0 2025 – 90.0 2030 – 95.0	SSS
4.3	Ensure access to vocational education	<b>4.3.1.</b> Share of households whose members suffer from a lack of money to enable any member of the household to receive vocational training, %	By place of residence (urban/rural) By presence of children in the household	2015 – 7.6 2020 – 7.0 2025 – 6.0 2030 – 5.0	New research
4.4	Improve the quality of tertiary education and ensure its close relationship with science, and promote the establishment of towns of education and science in the country	<b>4.4.1.</b> Ukraine's position in the Global Competitiveness Report rating by the quality of higher education <sup>7</sup>		2015 – 34 Data are expected	MEDT according to the Global Competitiveness Report
		<b>4.4.2.</b> Number of university towns, units		2015 – 7 2020 – 10 2025 – 12 2030 – 14	MES
4.5	Increase the prevalence of knowledge and skills required for decent jobs and entrepreneurship among the population	<b>4.5.1.</b> Enrolment rate of adults and youth in formal and informal forms of education and professional training in the last 4 weeks, % of population aged 15–70	By age group	2015 – 9.2 2020 – 10.0 2025 – 12.0 2030 – 14.0	SSS
		<b>4.5.2.</b> Share of the population who reported using the Internet over the past 12 months, %	By age By gender By place of residence (urban/rural)	2015 – 48.9 2020 – 59.0 2025 – 70.0 2030 – 80.0	SSS
4.6	Eliminate gender disparities among school teachers	<b>4.6.1.</b> Share of men among school teachers, %		2015 – 14.7 2020 – 17.0 2025 – 20.0 2030 – 25.0	MES
4.7	Create a modern learning environment in schools, including inclusive education, through innovative approaches	<b>4.7.1.</b> Share of rural full-time secondary schools with Internet access, %		2015 – 81.6 2020 – 85.0 2025 – 90.0 2030 – 95.0	MES, SSS
		<b>4.7.2.</b> Share of rural full-time secondary schools with computer software training, %		2015 – 60.5 2020 – 65.5 2025 – 70.0 2030 – 80.0	MES, SSS
		<b>4.7.3.</b> Share of full-time secondary schools with inclusive education, %	By place of residence (urban/rural)	Data are expected	MES, SSS (starting from 2017)

<sup>7</sup> Global Competitiveness Report.

## Goal 5: Gender equality



	Target	Indicator	Disaggregation	Target values	Source
5.1	Create an environment for ending all forms of discrimination against women and girls	<b>5.1.1.</b> Number of normative acts which were revised or adopted to provide men and women with equal rights and opportunities and to prevent discrimination against women and girls		2015 – n/a <sup>8</sup> 2020 – 3 2025 – 6 2030 – 9	New research
5.2	Reduce the level of gender-based and domestic violence, and ensure efficient prevention of its manifestations and timely assistance to victims	<b>5.2.1.</b> Share of women aged 15–49 who have experienced at least one form of physical or sexual violence, % <b>5.2.2.</b> Number of complaints regarding domestic violence, thousands		2015 – 22 <sup>8</sup> 2020 – 18 2025 – 14 2030 – 10 2015 – 103.1 2020 – 108.0 2025 – 113.0 2030 – 118.0	New research Ministry of Social Policy
5.3	Encourage shared responsibility for housekeeping and child-rearing	<b>5.3.1.</b> Ratio of duration of unpaid domestic work (housekeeping, care for children and other family members etc.) between men and women, %	By gender By place of residence (urban/rural)	Data are expected	New research
5.4	Ensure equal opportunities for representation at all levels of decision-making in political and public life	<b>5.4.1.</b> Share of women among the Members of Parliament of Ukraine, % <b>5.4.2.</b> Share of women among the members of oblast councils and local councils of oblast significance, % <b>5.4.3.</b> Share of women in senior positions of public service (Category A positions), %		2015 – 12 2020 – 30 2025 – 30 2030 – 30 2015 – 14 2020 – 20 2025 – 30 2030 – 30 2016 – 16.7 2020 – 20.0 2025 – 25.0 2030 – 30.0	SSS Ministry of Social Policy NAUSS
5.5	Increase the population's access to family planning services and reduce teenage fertility	<b>5.5.1.</b> Level of current use of modern contraception by married and unmarried sexually active women aged 15–49, % <b>5.5.2.</b> Fertility rate among women aged under 20, per 1,000 women aged 15–19	By age (15, 16, 17, 18, 19) <sup>10</sup> By region (for ages 15–19)	2015 – 47.8 <sup>9</sup> 2020 – 55.0 2025 – 60.0 2030 – 65.0 2015 – 27.3 2020 – 20.0 2025 – 15.0 2030 – 10.0	New research SSS

<sup>8</sup> UNFPA 2014.

<sup>9</sup> MICS 2012.

<sup>10</sup> According to 2015 data, the fertility rate of women aged 15 (including fertility under 15) was 3.9 ‰; aged 16 was 9.8 ‰; aged 17 was 20.8 ‰; aged 18 was 38.3 ‰; and aged 19 was 55.6 ‰.



	Target	Indicator	Disaggregation	Target values	Source
5.6	Expand economic opportunities for women	<b>5.6.1.</b> Ratio of average wages for men and women, %	By economic activity	2015 – 74.9 2020 – 80.0 2025 – 83.0 2030 – 85.0	SSS
		<b>5.6.2.</b> Average weighted entrepreneurship index for women (SME policy index), <sup>11</sup> points		2015 – 2.0 <sup>12</sup> 2020 – 2.2 2025 – 2.5 2030 – 3.0	MEDT <sup>13</sup>
		<b>5.6.3.</b> Employment rate of women aged 25–44 with children aged 3–5, %		2015 – 59 2020 – 63 2025 – 67 2030 – 70	IDSS NAS

## Goal 6: Clean water and sanitation



	Target	Indicator	Disaggregation	Target values	Source
6.1	Provide access to quality services of safe drinking water, and ensure the construction and reconstruction of centralized drinking water supply systems using the latest technologies and equipment	<b>6.1.1.</b> Share of the rural population with access to safe drinking water, %		2015 – 50 <sup>14</sup> 2020 – 70 2025 – 95 2030 – 100	MRD, SSS, MoH
		<b>6.1.2.</b> Share of the rural population with access to affordable drinking water of assured quality, %		2015 – 50 <sup>14</sup> 2020 – 70 2025 – 95 2030 – 100	MoH
		<b>6.1.3.</b> Share of the urban population with access to safe drinking water, %		2015 – 90 <sup>14</sup> 2020 – 95 2025 – 100 2030 – 100	MRD, SSS, MoH
		<b>6.1.4.</b> Share of the urban population with access to affordable drinking water of assured quality, %		2015 – 90 <sup>14</sup> 2020 – 100 2025 – 100 2030 – 100	MoH
		<b>6.1.5.</b> Share of the rural population with access to centralized water supply, %		2015 – 17.2 2020 – 20.0 2025 – 30.0 2030 – 50.0	MRD, SSS
		<b>6.1.6.</b> Share of the urban population with access to centralized water supply, %		2015 – 89.8 2020 – 90.0 2025 – 95.0 2030 – 100.0	MRD, SSS

<sup>11</sup> Implementation of the Act for SMEs in Eastern Partnership countries; Periodic OECD study, the EU and EBRD.

<sup>12</sup> 2016 data.

<sup>13</sup> Implementation of the Act for SMEs in Eastern Partnership countries; Periodic OECD study, the EU and EBRD.

<sup>14</sup> Indicator established in the framework of the Protocol on Water and Health.

	Target	Indicator	Disaggregation	Target values	Source
6.2	Provide access to modern sanitation systems, and ensure the construction and reconstruction of water intake and sewage treatment facilities using the latest technologies and equipment	<b>6.2.1.</b> Share of the rural population with access to improved sanitation, %  <b>6.2.2.</b> Share of the urban population with access to a centralized water drain, %	By type of water drain (central/other) By type of improved sanitation (central/local sanitation/flush toilets connected to septic tanks or isolated septic/dry composting toilets)	2015 – 1.9 <sup>15</sup> 2020 – 20.0 2025 – 50.0 2030 – 80.0  2015 – 87.1 <sup>15</sup> 2020 – 90.0 2025 – 100.0 2030 – 100.0	Oblast and Kyiv city state administrations, MRD, SSS, Local self-governments (by consent), MoH  MRD SSS MoH
6.3	Reduce the discharge of untreated wastewater, primarily through innovative technologies of water purification at the national and individual levels	<b>6.3.1.</b> Volume of discharge of polluted (polluted without treatment or insufficiently treated) wastewater into water bodies, millions of cubic metres  <b>6.3.2.</b> Share of discharge of polluted (polluted without treatment or insufficiently treated) wastewater into water bodies in total discharges, %	By economic activity (industry, utilities sector, energy, transport, services)  By economic activity (industry, utilities sector, energy, transport, services)	2015 – 875 2020 – 725 2025 – 557 2030 – 279  2015 – 15.7 2020 – 13.0 2025 – 10.0 2030 – 5.0	State Agency for Water Resources  State Agency for Water Resources
6.4	Increase the efficiency of water use	<b>6.4.1.</b> Water content of GDP, cubic metres of water used per UAH1,000 of GDP (actual prices)  <b>6.4.2.</b> Current water content of GDP to 2015 level, %		2015 – 3.6 2020 – 3.2 2025 – 2.9 2030 – 2.5  2015 – 100 2020 – 90 2025 – 80 2030 – 70	State Agency for Water Resources, SSS  SSS, State Agency for Water Resources
6.5	Implement integrated water resources management	<b>6.5.1.</b> Number of river basins with approved river basin management plans		2015 – n/a 2020 – 1 2025 – 9 2030 – 9	State Agency for Water Resources, MENR

## Goal 7: Affordable and clean energy



	Target	Indicator	Disaggregation	Target values	Source
7.1	Expand the infrastructure and modernize networks for reliable and sustainable energy supply through the introduction of innovative technologies	<b>7.1.1.</b> Generation of power, billions of KWh	By type of power plant (thermal, hydroelectric + pumped storage, nuclear, wind + solar)	2015 – 157.7 <sup>16</sup> 2020 – 163.8 2025 – 178.4 2030 – 182.0	Ministry of Energy and Coal Industry of Ukraine

<sup>15</sup> 2014 data.

<sup>16</sup> Data from the Ministry of Energy and Coal Industry of Ukraine.



	Target	Indicator	Disaggregation	Target values	Source
		<b>7.1.2.</b> Electric power distribution losses, %		2015 – 11.5 <sup>17</sup> 2020 – 11 2025 – 10 2030 – 9	Ministry of Energy and Coal Industry of Ukraine
		<b>7.1.3.</b> Heat losses in heat networks, %		2015 – 20 <sup>17</sup> 2020 – 18 2025 – 14 2030 – 12	MRD, SSS
7.2	Ensure diversification of the supply of primary energy resources	<b>7.2.1.</b> Maximum share of imported primary energy (excluding nuclear fuel) from one country (company) in the total supply (imports), %	By type of primary energy resources (gas, oil, coal)	2015 – 40 2020 – <15 2025 – <12 2030 – <12	SSS
		<b>7.2.2.</b> Share of one supplier of the nuclear fuel market, %		2015 –> 95 2020 – <70 2025 – <60 2030 – <50	SSS
7.3	Increase the share of renewable energy in the national energy balance, in particular through the introduction of additional capacities at facilities that produce energy from renewable sources	<b>7.3.1.</b> Share of energy produced from renewable sources in total final energy consumption, %		2015 – 4.9 2020 – 11.0 2025 – 14.2 2030 – 17.1	State Agency on Energy Efficiency, SSS
7.4	Increase the energy efficiency of the economy	<b>7.4.1.</b> Energy intensity of GDP (primary energy consumption per unit of GDP), kg of oil equivalent per USD1 by PPP 2011		2015 – 0.28 2020 – 0.20 2025 – 0.17 2030 – 0.14	SSS

## Goal 8: Decent work and economic growth



	Target	Indicator	Disaggregation	Target values	Source
8.1	Ensure a steady GDP growth by modernizing production, developing innovation, increasing export potential and exporting products with high value added	<b>8.1.1.</b> GDP volume index (annual average), %		2015 – 90.2 2020 – 104.0 2025 – 106.0 2030 – 107.0	SSS
		<b>8.1.2.</b> Share of gross fixed capital to GDP, %		2015 – 13.5 2020 – 23.0 2025 – 28.0 2030 – 22.0	SSS

<sup>17</sup> 2013 data.

	Target	Indicator	Disaggregation	Target values	Source
		<b>8.1.3.</b> Share of exports of goods whose production uses technologies of high and medium high level in total exports of goods, % (groups 'Products of chemical and related industries', 'Polymers, plastics and articles thereof', 'Machinery, equipment and mechanisms, electrical equipment', 'Ground transportation, aircraft, floating craft', 90 <sup>th</sup> subgroup of the group 'Optical and photographic devices and appliances' (UCGFEA))	By UCGFEA code	2015 – 19.2 2020 – 25.0 2025 – 28.0 2030 – 30.0	SSS SFS
		<b>8.1.4.</b> Ukraine's position as rated by the Global Innovation Index <sup>18</sup>		2015 – 64 2020 – 50 2025 – 45 2030 – 40	MEDT according to the Global Innovation Index
8.2	Increase the efficiency of production based on sustainable development and the development of competitive high-tech industries	<b>8.2.1.</b> The return on assets		2015 – 0.23 2020 – 0.26 2025 – 0.35 2030 – 0.45	MEDT
		<b>8.2.2.</b> Productivity growth rate, %	By economic activity	2015 – 99.1 2020 – 104.0 2025 – 103.6 2030 – 105.8	MEDT
		<b>8.2.3.</b> Material content of GDP (ratio of intermediate costs from the tables 'input-output' of activities that produce material products to total GDP)		2015 – 0.88 2020 – 0.87 2025 – 0.82 2030 – 0.77	MEDT
8.3	Increase employment	<b>8.3.1.</b> Employment rate among those aged 20–64, %	By gender By place of residence (urban/rural)	2015 – 64.4 2020 – 66.0 2025 – 68.0 2030 – 70.0	SSS
8.4	Reduce the share of youth not in employment, education or professional training	<b>8.4.1.</b> Share of youth not in employment, education or professional training in the total number of those aged 15–24, %	By gender	2015 – 17.7 2020 – 17.0 2025 – 16.5 2030 – 15.5	SSS
8.5	Promote a safe and secure working environment for all workers, including through the application of innovative technologies in terms of health and safety	<b>8.5.1.</b> Number of victims of accidents at work that led to disability of 1 day or more, % of 2015 level	By region	2015 – 100 (5851 persons) 2020 – 75 2025 – 60 2030 – 55	State Labour Service, Ministry of Social Policy

<sup>18</sup> Global Innovation Index, according to the World Intellectual Property Organization, Cornell University and International Business School 'Insead'.



	Target	Indicator	Disaggregation	Target values	Source
		<b>8.5.2.</b> Number of workers killed in accidents at work, % of 2015 level	By region	2015 – 100 (831 persons) 2020 – 70 2025 – 50 2030 – 45	State Labour Service, Ministry of Social Policy
		<b>8.5.3.</b> Share of workers employed in jobs with hazardous working conditions in the total full-time payroll, %	By economic activity	2015 – 26 2020 – 22 2025 – 17 2030 – 12	SSS
8.6	Create institutional and financial capacities for the self-realization of the potential of the economically active population and the development of the creative economy	<b>8.6.1.</b> Number of persons employed by SMEs, millions of persons	By economic activity	2015 – 6.5 2020 – 8.3 2025 – 9.5 2030 – 10.5	SSS
		<b>8.6.2.</b> Share of value added against production costs of SMEs, % of total value added against production costs	By economic activity	2015 – 59 2020 – 70 2025 – 75 2030 – 80	SSS
		<b>8.6.3.</b> Share of SMEs with a loan or line of credit, in the total, %	By economic activity	Data are expected	New research
		<b>8.6.4.</b> Ukraine's position in the rating of Doing Business <sup>19</sup>		2015 – 81 2020 – 30 2025 – 25 2030 – 20	MEDT according to Doing Business

## Goal 9: Industry, innovation and infrastructure



	Target	Indicator	Disaggregation	Target values	Source
9.1	Develop quality, reliable, sustainable and accessible infrastructure based on the use of innovation technologies, including ecologically clean means of transport	<b>9.1.1.</b> Share of the rural population living further than 3 km from paved roads, %	By region	2015 – 5.2 2020 – 3.0 2025 – 1.5 2030 – 0.5	New research
		<b>9.1.2.</b> Volume of transported goods, millions of tonnes	By mode of transport	2015 – 1474 2020 – 1650 2025 – 1750 2030 – 1900	Mol
		<b>9.1.3.</b> Number of passengers, millions	By mode of transport	2015 – 5160 2020 – 5200 2025 – 5500 2030 – 6000	Mol
		<b>9.1.4.</b> Degree of depreciation of assets by ACE 'Transport, storage, post and courier services', %	By economic activity (NACE 2010)	2015 – 51.7 2020 – 49.0 2025 – 45.0 2030 – 45.0	SSS
9.2	Ensure increased use of electric transport and related network infrastructure	<b>9.2.1.</b> Share of electric transport in domestic traffic, %		2015 – 60.2 2020 – 65.0 2025 – 70.0 2030 – 75.0	Mol

<sup>19</sup> Doing Business; the World Bank.

	Target	Indicator	Disaggregation	Target values	Source
9.3	Ensure access to road infrastructure based on the use of innovative technologies, in particular by expanding state participation in various infrastructure projects	<b>9.3.1.</b> Share of public transport adapted for the needs of people with disabilities, %	By mode of transport (railway carriages/ passenger buses/ urban electric transport (trams, trolley buses, subway cars))	2015 – 15 2020 – 25 2025 – 35 2030 – 50	Mol, SSS
		<b>9.3.2.</b> Share of public roads of national importance with a hard surface that meets regulatory requirements, %		2015 – 10 2020 – 20 2025 – 30 2030 – 70	Ukrainian Automobile Road Agency, Mol
		<b>9.3.3.</b> Share of facilities of public and civil use, improvement, transport infrastructure and road service equipped to the needs of people with disabilities, %	By type of facility	2015 – 15 2020 – 50 2025 – 55 2030 – 60	Mol
9.4	Promote accelerated development of high- and medium-technological sectors and manufacturing industries which are formed based on the use of 'education-science-production' chains and a cluster approach by areas: development of an innovation ecosystem; development of ICT; use of ICT in agriculture, energy, transport and industry; high-technology mechanical engineering; creation of new materials; development of pharmaceutical and bioengineering industry	<b>9.4.1.</b> Share of value added against production costs of enterprises that belong to the high-tech sector of processing industry (in particular, manufacture of pharmaceutical products and preparations; computers, electronic and optical products; aircraft and spacecraft; related equipment according to CTEA) in the total value added against production cost, %		2015 – 1.9 Data are expected	SSS
		<b>9.4.2.</b> Share of value added against production costs of enterprises that belong to the medium high-tech sector of processing industry (including production of chemical products; electrical equipment; machinery and equipment; motor vehicles, trailers and semi-trailers; other vehicles according to CTEA) in total value added against production cost, %		2015 – 5.8 2020 – 7.5 2025 – 9.6 2030 – 11.8	SSS
		<b>9.4.3.</b> Share of workers employed by enterprises that belong to the high- and medium high-tech sectors of processing industry (including production of pharmaceutical products and preparations; chemicals; mechanical engineering; computers, electronic and optical products; aircraft and spacecraft; related equipment according to CTEA) in the total number of workers employed in industry, %		2015 – 21 2020 – 26 2025 – 28 2030 – 29	SSS



	Target	Indicator	Disaggregation	Target values	Source
9.5	Create financial and institutional systems (innovative infrastructure) that will ensure the development of scientific research and scientific and technical (experimental) development	<b>9.5.1.</b> Share of expenditure on scientific and technical work in GDP, %		2015 – 0.62 2020 – 1.50 2025 – 2.00 2030 – 3.00	SSS
		<b>9.5.2.</b> Share of sales of innovative products in total sales of industrial products, %	By economic activity	2015 – 1.4 2020 – 5.0 2025 – 10.0 2030 – 15.0	SSS, MES
9.6	Ensure access to the Internet, especially in rural areas	<b>9.6.1.</b> Population coverage with Internet services, subscribers per 100 persons	By region By place of residence (urban/rural)	2015 – 33 2020 – 50 2025 – 75 2030 – 100	NCCIR
9.7	Ensure increased youth participation in research	<b>9.7.1.</b> Share of persons under 40 among scientific workers and university professors with advanced degrees, %	By region	Data are expected	New research

## Goal 10: Reduce inequality



	Target	Indicator	Disaggregation	Target values	Source
10.1	Ensure accelerated growth of income of the least well-off 40 percent of the population	<b>10.1.1.</b> Income ratio of most affluent 10 percent and least well-off 40 percent, times	By place of residence (urban/rural)	2015 – 16.9 2020 – 15.0 2025 – 12.0 2030 – 10.0	IDSS NAS
		<b>10.1.2.</b> Income ratio of least well-off 40 percent and more affluent 60 percent, %	By place of residence (urban/rural)	2015 – 15 2020 – 18 2025 – 20 2030 – 25	IDSS NAS
10.2	Prevent manifestations of discrimination in society	<b>10.2.1.</b> Share of people who reported that in the last 12 months they had personally faced discrimination or harassment based on discrimination in total population, %	By gender By age By place of residence (urban/rural)	2015 – 9 2020 – 7 2025 – 5 2030 – 3	New research
10.3	Ensure access to social services	<b>10.3.1.</b> Share of rural households who suffered from deprivation due to lack of access to ambulance services in the settlement, %		2015 – 39.9 2020 – 30.0 2025 – 20.0 2030 – 15.0	SSS
		<b>10.3.2.</b> Share of rural households who suffered from deprivation due to the lack of a medical facility near their home, %		2015 – 26.3 2020 – 20.0 2025 – 15.0 2030 – 10.0	SSS
		<b>10.3.3.</b> Share of rural households who suffered from deprivation due to the lack of regular daily transport to another settlement with developed infrastructure, %		2015 – 22.7 2020 – 18.0 2025 – 13.0 2030 – 10.0	SSS

	Target	Indicator	Disaggregation	Target values	Source
10.4	Pursue remuneration policy based on equality and fairness	<b>10.4.1.</b> Ratio of the average wage (income) <sup>20</sup> of 10 <sup>th</sup> and first decile groups of workers (decile coefficient), times	By region	2015 – 31.2 2020 – 23.0 2025 – 18.0 2030 – 15.0	IDSS NAS SFS
10.5	Reform pension insurance based on fairness and transparency	<b>10.5.1.</b> Ratio of average pension to average wage in the economy (given 35 years of contribution), %		2015 – 31 2020 – 35 2025 – 37 2030 – 40	Ministry of Social Policy

## Goal 11: Sustainable development of cities and communities



	Target	Indicator	Disaggregation	Target values	Source
11.1	Ensure access to housing	<b>11.1.1.</b> Solvency ratio of the borrower (ratio of monthly payments of the borrower and his/her family on mortgage debt servicing to total monthly income) <sup>21</sup>		2015 – 45 2020 – 40 2025 – 35 2030 – 30	MRD, State Fund for Promo- tion of Youth Housing Construc- tion, New research
		<b>11.1.2.</b> Share of rejected mortgage requests in the total amount of loan requests with bad solvency ratio (> 43 percent), %		2015 – 43 2020 – 37 2025 – 35 2030 – 25	MRD, SSS, State Fund for Promo- tion of Youth Housing Construction
11.2	Ensure development of settlements and territories exclusively based on integrated planning and participatory management	<b>11.2.1.</b> Share of regions that have approved and implemented regional development strategies and action plans for their implementation developed with public participation, %	By type of planning entity (oblast/city of Kyiv)	2015 – 80 2020 – 100 2025 – 100 2030 – 100	MRD
11.3	Ensure protection and safeguarding of the cultural and natural heritage, with involvement of the private sector	<b>11.3.1.</b> Number of cultural and natural heritage sites included in the UNESCO World Heritage List, units	By type of heritage (cultural/natural)	2015 – 7 2020 – 9 2025 – 11 2030 – 13	Ministry of Culture
		<b>11.3.2.</b> Number of monuments of national importance included in the State Monument List of Ukraine, units		2015 – 855 2020 – 1005 2025 – 1155 2030 – 1305	Ministry of Culture
		<b>11.3.3.</b> Area of the nature reserve fund of national importance, % of the country area		2015 – 3.72 2020 – 5.14 2025 – 7.38 2030 – 8.85	MENR

<sup>20</sup> The wage (income) without deduction of Single Social Contribution, individual income tax, military tax etc.; includes wages (income) under the terms of employment agreement (contract) payment under the terms of a civil contract and any additional benefits received from employer.

<sup>21</sup> The maximum value of the solvency ratio is 45 percent; data for ratio calculation: the borrower's monthly mortgage payment (value of (social) housing, interest rate, loan duration); the average weighted cash income of the household.



Target	Indicator	Disaggregation	Target values	Source
11.4 Ensure timely public alert about emergencies through innovative technologies	<b>11.4.1.</b> Level of reconstruction of the national centralized public alert system, %		2015 – n/a 2020 – 20 2025 – 40 2030 – 60	SES
11.5 Reduce the adverse impact of pollutants, including on the urban environment in particular, through innovative technologies	<b>11.5.1.</b> Ratio of air pollution emissions to 2015 level, %	By type of emission source (stationary/mobile)	Data are expected	SSS
	<b>11.5.2.</b> Total volume of air emissions of pollutants from stationary sources, conventionally reduced to carbon monoxide in view of the relative aggressiveness of main pollutants, % of 2015 level	By type of emission source and (separately) by 'local' toxic pollutants (nitrogen oxides (NO <sub>x</sub> ), particulate materials (RM10 and RM2.5), carbon monoxide (CO), hydrocarbons of non-methane group (NMVOC), sulphur dioxide (SO <sub>2</sub> ), polycyclic aromatic hydrocarbons (PAHs), individual carcinogens, including benzo(alpha) pyrene, formaldehyde, phenol, hydrogen chloride, hydrogen fluoride, hydrogen sulphide, ammonia etc.) and GHGs (CO <sub>2</sub> , N <sub>2</sub> O, CH <sub>4</sub> )	2015 – 100 (48.28 conv. million tonnes) 2020 – 95 2025 – 90 2030 – 85	Mol, MENR
	<b>11.5.3.</b> Total volume of air emissions of pollutants from mobile sources, conventionally reduced to carbon monoxide in view of the relative aggressiveness of main pollutants, % of 2015 level	By type of emission source and (separately) by 'local' toxic pollutants (nitrogen oxides (NO <sub>x</sub> ), particulate materials (RM10 and RM2.5), carbon monoxide (CO), hydrocarbons, non-methane group (NMVOC), sulphur dioxide (SO <sub>2</sub> ), polycyclic aromatic hydrocarbons (PAHs), individual carcinogens, including benzo(alpha) pyrene, formaldehyde, phenol, hydrogen chloride, hydrogen fluoride, hydrogen sulphide, ammonia, etc.) and GHGs (CO <sub>2</sub> , N <sub>2</sub> O, CH <sub>4</sub> )	2015 – 100 (14.09 conv. million tonnes) 2020 – 95 2025 – 85 2030 – 70	Mol, MENR
	<b>11.5.4.</b> Number of cities in Ukraine where the average daily concentration of main air pollutants exceeds the average daily maximum permissible concentration, units	By type of the main pollutants	2015 – 23 2020 – 22 2025 – 20 2030 – 15	Ukrainian Hydrometeorological Centre, Mol, MENR, SES, SSS

	Target	Indicator	Disaggregation	Target values	Source
11.6	Ensure the development and implementation of local development strategies aimed at economic growth, job creation, tourism, recreation and development of the local culture, and production of local products	<b>11.6.1.</b> Number of jobs in the tourism industry (average payroll of collective means of accommodation and subjects of touristic activity in Ukraine), thousands		2015 – 88 2020 – 100 2025 – 120 2030 – 150	MEDT

## Goal 12: Sustainable consumption and production



	Target	Indicator	Disaggregation	Target values	Source
12.1	Reduce resource consumption of the economy	<b>12.1.1.</b> Resource consumption in GDP (share of natural resources per unit of GDP), % of 2015 level		2015 – 100 2020 – 90 2025 – 80 2030 – 60	MEDT, SSS
12.2	Reduce the loss of food along the production and marketing chains	<b>12.2.1.</b> Share of post-harvest losses in the total production of cereals, %		2015 – 2.2 2020 – 1.8 2025 – 1.0 2030 – 0.5	MAPF
		<b>12.2.2.</b> Share of post-harvest losses in overall production of vegetables and melons, %		2015 – 12.3 2020 – 10.0 2025 – 7.0 2030 – 5.0	MAPF
12.3	Ensure sustainable use of chemicals through innovative technologies and production	<b>12.3.1.</b> Number of enterprises that use hazardous chemicals which introduced a chemical substances management system in accordance with international standards, units		Data are expected	New research
		<b>12.3.2.</b> Share of enterprises which introduced a chemical substances management system in accordance with international standards, in total number of enterprises that use hazardous chemicals, %		2015 – n/a 2020 – 50 2025 – 100 2030 – 100	New research
12.4	Reduce the amount of waste generation, and increase recycling and reuse through innovative technologies and production	<b>12.4.1.</b> Volume of waste generated by all economic activities per unit of GDP, kg per USD1,000 PPP in 2011		2015 – 977.4 2020 – 950.0 2025 – 880.0 2030 – 800.0	SSS
		<b>12.4.2.</b> Share of burned and recycled waste in the total waste generated, %		2015 – 30 2020 – 35 2025 – 45 2030 – 55	SSS, MENR



## Goal 13: Mitigate climate change impact



	Target	Indicator	Disaggregation	Target values	Source
13.1	Limit greenhouse gas emissions in the economy	<b>13.1.1.</b> Ratio of GHG emissions to 1990 level, %	By main types of sources, including road transport	Data are expected	MENR, Mol

## Goal 14: Conserve marine resources



	Target	Indicator	Disaggregation	Target values	Source
14.1	Reduce marine pollution	<b>14.1.1.</b> Share of discharges of polluted wastewater in total discharges in the marine environment, %		2015 – 15 2020 – 11 2025 – 9 2030 – 5	MRD, MENR
14.2	Ensure the sustainable management and protection of marine and coastal ecosystems, and improve their resilience and recovery through innovative technologies	<b>14.2.1.</b> Share of administrative units (districts) which introduced integrated management of coastal areas, %		2015 – 0 2020 – 80 2025 – 95 2030 – 100	MRD
		<b>14.2.2.</b> Area of territories and objects of the natural reserve fund of coastal regions, % of the territory of coastal areas		2015 – 5.8 2020 – 7.0 2025 – 8.0 2030 – 10.0	MENR
		<b>14.2.3.</b> Area of territories and objects of the natural reserve fund in the Black and Azov Seas, thousands of hectares		2015 – 612.8 <sup>22</sup> 2020 – 650.0 2025 – 700.0 2030 – 752.5	MENR
14.3	Implement effective regulation of extraction of marine resources	<b>14.3.1.</b> Volumes of legal extraction of marine bio-resources in the exclusive maritime zone of Ukraine, thousands of tonnes		2015 – 34.2 <sup>23</sup> 2020 – 36.0 2025 – 38.0 2030 – 40.0	SSS, State Fish Agency, MAPF

## Goal 15: Protect and restore terrestrial ecosystems



	Target	Indicator	Disaggregation	Target values	Source
15.1	Ensure the conservation, restoration and sustainable use of terrestrial and inland freshwater ecosystems	<b>15.1.1.</b> Area of territories and objects of the natural reserve fund, thousands of hectares		2015 – 3,803.1 2020 – 6,276.9 2025 – 7,545.4 2030 – 9,053.2	MENR
		<b>15.1.2.</b> Share of area of territories and objects of the natural reserve fund in the total area of the country, %		2015 – 6.3 2020 – 10.4 2025 – 12.5 2030 – 15.0	MENR
		<b>15.1.3.</b> Share of the area of the national environmental network in the total area of the country, %		2015 – 38.2 2020 – 39.0 2025 – 40.0 2030 – 41.0	MENR

<sup>22</sup> As of 1 January 2015.

<sup>23</sup> Excluding the temporarily occupied territory of the Crimea and Sevastopol.

	Target	Indicator	Disaggregation	Target values	Source
15.2	Promote sustainable forest management	<b>15.2.1.</b> Forested territory of the country, %		2015 – 15.9 2020 – 17.0 2025 – 18.5 2030 – 20.0	State Forest Agency, MAPF, MENR
		<b>15.2.2.</b> Wood stock in forests, millions of cubic metres		2015 – 2,102 2020 – 2,200 2025 – 2,300 2030 – 2,400	State Forest Agency, MAPF
15.3	Restore degraded lands and soils through innovative technologies	<b>15.3.1.</b> Number of targets identified and implemented to achieve neutral land degradation level, units		Data are expected	MENR
		<b>15.3.2.</b> Amount of arable land, thousands of hectares		2015 – 32,541.0 2020 – 31,150.9 2025 – 29,760.8 2030 – 28,370.7	
		<b>15.3.3.</b> Share of arable land in total area of the country, %		2015 – 53.9 2020 – 51.6 2025 – 49.3 2030 – 47.0	StateGeoCadastre, MAPF, MENR
		<b>15.3.4.</b> Area of organic production, thousands of hectares		2015 – 410.6 2020 – 500.0 2025 – 1,500.0 2030 – 3,000.0	MAPF
		<b>15.3.5.</b> Area of agricultural land of extensive use (hayfields, pastures), thousands of hectares		2015 – 7,840.5 2020 – 8,389.3 2025 – 8,932.5 2030 – 9,536.0	StateGeoCadastre, MAPF, MENR
		<b>15.3.6.</b> Share of area of agricultural land of extensive use (hayfields, pastures) in total area of the country, %		2015 – 13.0 2020 – 13.9 2025 – 14.8 2030 – 15.8	StateGeoCadastre, MAPF, MENR
15.4	Ensure the conservation of mountain ecosystems	<b>15.4.1.</b> Area of the nature reserve fund in mountainous regions, thousands of hectares		2015 – 627.7 <sup>24</sup> 2020 – 905.3 2025 – 1,207.1 2030 – 1,533.0	MENR
		<b>15.4.2.</b> Share of the area of the nature reserve fund in mountainous regions in the total area of the country, %		2015 – 1.04 2020 – 1.50 2025 – 2.00 2030 – 2.54	MENR

<sup>24</sup> Data on Zakarpattia, Lviv, Ivano-Frankivsk and Chernivtsi oblasts.



## Goal 16: Peace, justice and strong institutions



Target	Indicator	Disaggregation	Target values	Source
16.1 Reduce the prevalence of violence	<b>16.1.1.</b> Number of criminal offences under Articles 115 – 118, 121 of the Criminal Code of Ukraine (apparent deliberate murder, deliberate serious bodily harm), per 100,000 persons	By gender By age	2016 – 9.5 2020 – 7.5 2025 – 6.0 2030 – 4.5	Prosecutor General's Office (unified register of pre-trial investigations)
	<b>16.1.2.</b> Number of victims of physical violence in the last 12 months (murder and assassination attempt, rape and attempted rape, serious injuries), per 100,000 persons	By gender By age	2016 – 14.0 2020 – 10.0 2025 – 7.0 2030 – 5.2 <sup>25</sup>	Prosecutor General's Office (unified register of pre-trial investigations)
	<b>16.1.3.</b> Number of victims of sexual abuse in the last 12 months, persons		2015 – 459 2020 – 450 2025 – 420 2030 – 375 <sup>25</sup>	New research
16.2 Increase detection of victims of human trafficking and all forms of exploitation	<b>16.2.1.</b> Number of victims of trafficking or other illicit agreements for human trading in criminal proceedings, persons		Data are expected	Prosecutor General's Office (unified register of pre-trial investigations)
	<b>16.2.2.</b> Number of street children, thousands of persons		Data are expected	New research
	<b>16.2.3.</b> Number of victims of sexual exploitation, thousands of persons		Data are expected	New research
16.3 Increase confidence in courts and ensure equal access to justice	<b>16.3.1.</b> Level of public confidence in the court, %	By gender By age By place of residence (urban/rural)	2015 – 5 2020 – 35 2025 – 45 2030 – 55	New research
	<b>16.3.2.</b> Level of public awareness of the right to free legal assistance, %	By gender By age By place of residence (urban/rural)	2015 – n/a 2020 – 70 2025 – 80 2030 – 90	New research
16.4 Strengthen the system for preventing and counteracting the legalization of illegal incomes, the financing of terrorism and the proliferation of weapons of mass destruction	<b>16.4.1.</b> Share of high-level risks in the overall national aggregate of risks in the system for preventing and counteracting the legalization of illegal incomes, the financing of terrorism and the proliferation of weapons of mass destruction, %		2015 – n/a 2020 – 21 2025 – 17 2030 – 13	State Financial Monitoring Service of Ukraine

<sup>25</sup> Quantitative indicators are to be adjusted pending termination of the ATO (MIA).

	Target	Indicator	Disaggregation	Target values	Source
16.5	Reduce illicit trafficking of weapons, ammunition and explosive materials	<b>16.5.1.</b> Number of weapons seized from individuals, organized groups and criminal organizations, units	By type of weapon (smooth-barrelled, rifled, rocket launchers and rocket systems, cold steel) By type of offence	2016 – 1,890 2020 – 2,000 2025 – 2,250 2030 – 2,500	Prosecutor General's Office (unified register of pre-trial investigations)
		<b>16.5.2.</b> Amount of ammunition seized from individuals, organized groups and criminal organizations, units	By type of ammunition (grenades, mines, improvised explosive devices) By region	2016 – 2,803 2020 – 3,000 2025 – 3,250 2030 – 3,500	Prosecutor General's Office (unified register of pre-trial investigations)
		<b>16.5.3.</b> Number of criminal offences under Article 263 of the Criminal Code of Ukraine (illegal handling of weapons, ammunition or explosives), units	By type of offence By region	2016 – 6,307 2020 – 6,360 2025 – 6,400 2030 – 6,430 <sup>26</sup>	Prosecutor General's Office (unified register of pre-trial investigations)
16.6	Reduce the scale of corruption	<b>16.6.1.</b> Index of perception of corruption in the public sector by the business community and experts <sup>27</sup>		2015 – 27 2020 – 40 2025 – 50 2030 – 60 <sup>28</sup>	MEDT, according to Transparency International <sup>29</sup>
16.7	Increase the efficiency of government bodies and local self-government	<b>16.7.1.</b> Share of the population satisfied with their recent experience of the use of public services, %		2015 – n/a 2020 – 40 2025 – 50 2030 – 80	New research
16.8	Recovery of conflict affected areas in eastern Ukraine <sup>30</sup>	<b>16.8.1.</b> Share of the population satisfied with their experience of the use of infrastructure and the level of social services in key areas in Donetsk and Luhansk oblasts, %	By age By gender	2015 – n/a 2020 – 70 2025 – 80 2030 – 100	New research
		<b>16.8.2.</b> Share of the population satisfied with the level of administrative governance services in Donetsk and Luhansk oblasts, %	By gender By age By place of residence (urban/rural)	2015 – n/a 2020 – 70 2025 – 80 2030 – 100	New research

<sup>26</sup> Quantitative indicators are to be adjusted pending termination of the ATO (MIA).

<sup>27</sup> Based on Transparency International's Corruption Perception Index methodology.

<sup>28</sup> Data for different countries are converted to a scale of 0 to 100, where 0 corresponds to the highest level of corruption perception, and 100 the lowest.

<sup>29</sup> Based on Transparency International's Corruption Perception Index.

<sup>30</sup> Territory of eastern oblasts of Ukraine (in the first stage, Donetsk and Luhansk oblasts, excluding territories which are temporarily not under government control).



	Target	Indicator	Disaggregation	Target values	Source
		<b>16.8.3.</b> Demined area in Donetsk and Luhansk oblasts, hectares		Data are expected	SES MIA Ministry of Defence MinTOT
16.9	Strengthen social stability, and promote peacebuilding and community security	<b>16.9.1.</b> Index of social cohesion and reconciliation (SCORE)	By region By age By gender	Data are expected	New research


## Goal 17: Partnership for sustainable development




	Target	Indicator	Disaggregation	Target values	Source
17.1	Mobilize additional financial resources by promoting foreign and domestic investment	<b>17.1.1.</b> Ratio of private remittances from abroad to GDP (GRP), %	By region	2015 – 5.75 2020 – 6.0 2025 – 6.0 2030 – 6.0	NBU SSS
		<b>17.1.2.</b> Net foreign direct investment (according to the balance of payments), USD billions		2015 – 3.0 2020 – 10.0 2025 – 16.0 2030 – 17.5	NBU
17.2	Consistently reduce the debt burden on the economy	<b>17.2.1.</b> Ratio of gross external debt to exports of goods and services in annual terms		2015 – 28.2 2020 – 18.0 2025 – 11.0 2030 – 7.0	NBU
17.3	Develop a partnership between government and business to achieve the SDGs	<b>17.3.1.</b> Number of projects of public–private partnership, units	By areas of application of public–private partnership	2015 – 5 2020 – 15 2025 – 30 2030 – 45	MEDT


## ANNEX 2

# RECONCILIATION OF GLOBAL SDGs TARGETS WITH THE NATIONAL ONES

Goal	Target (global definition)	Target (national definition)	Note
	<b>Goal 1: End poverty in all its forms everywhere (global definition)</b>		
	<b>Goal 1: End poverty (national definition)</b>		
	<b>1.1</b> By 2030, eradicate extreme poverty for all people everywhere, currently measured as people living on less than USD1.25 a day	<b>1.1.</b> Reduce the poverty level by 75 percent, in particular through the elimination of its extreme forms	The target takes into account the specifics of national poverty trends
	<b>1.2</b> By 2030, reduce at least by half the proportion of men, women and children of all ages living in poverty in all its dimensions according to national definitions	The target is addressed	Target is linked to Item 1.1.
	<b>1.3</b> Implement nationally appropriate social protection systems and measures for all, including floors, and by 2030 achieve substantial coverage of poor and vulnerable people	<b>1.2.</b> Increase the coverage of poor people with targeted social assistance programmes	The target takes into account the specifics of national poverty trends
	<b>1.4</b> By 2030, ensure that all men and women, in particular those who are poor or vulnerable, have equal rights to economic resources, as well as access to basic services, ownership and control over land and other forms of property, inheritance, natural resources, appropriate new technology and financial services, including microfinance	The target is addressed	The target is included in the targets of Goals 5 and 8
	<b>1.5</b> By 2030, build the resilience of poor people and those in vulnerable situations and reduce their exposure and vulnerability to climate-related extreme events and other economic, social and environmental shocks and disasters	<b>1.3.</b> Increase the resilience of socially vulnerable groups of the population	The target takes into account the specifics of national poverty trends
	<b>1.a</b> Ensure significant mobilization of resources from a variety of sources, including through enhanced development cooperation, in order to provide adequate and predictable means for developing countries in particular least developed countries, to implement programmes and policies to end poverty in all its dimensions		
	<b>1.b</b> Create sound policy frameworks at the national, regional and international levels, based on pro-poor and gender-sensitive development strategies, to support accelerated investment in poverty eradication actions		



Goal	Target (global definition)	Target (national definition)	Note
	<b>Goal 2: End hunger, achieve food security and improved nutrition and promote sustainable agriculture (global definition)</b>		
	<b>Goal 2: End hunger, achieve food security and improved nutrition and promote sustainable agriculture (national definition)</b>		
	<b>Goal 2: End hunger, promote sustainable agricultural development (short national definition)</b>		
	<b>2.1</b> By 2030, end hunger and ensure access by all people, in particular the poor and people in vulnerable situations, including infants, to safe, nutritious and sufficient food all year round	<b>2.1.</b> Ensure accessibility to balanced nutrition to the level of scientifically based standards for all population groups	The target is based on scientific research
	<b>2.2</b> By 2030, end all forms of malnutrition, including achieving, by 2025, the internationally agreed targets on stunting and wasting in children under 5 years of age, and address the nutritional needs of adolescent girls, pregnant and lactating women and older persons	The target is addressed	The target is included in Item 2.1.
	<b>2.3</b> By 2030, double the agricultural productivity and incomes of small-scale food producers, in particular women, indigenous peoples, family farmers, pastoralists and fishers, including through secure and equal access to land, other productive resources and inputs, knowledge, financial services, markets and opportunities for value addition and non-farm employment	<b>2.2.</b> Double agricultural productivity, primarily through innovative technologies	The target has been specified and reduced, but a review of its full definition is expected
	<b>2.4</b> By 2030, ensure sustainable food production systems and implement resilient agricultural practices that increase productivity and production, that help maintain ecosystems, that strengthen capacity for adaptation to climate change, extreme weather, drought, flooding and other disasters and that progressively improve land and soil quality	<b>2.3.</b> Ensure the development of sustainable food production systems that help maintain ecosystems and gradually improve the quality of land and soil, primarily through innovative technologies	The target has been specified and reduced, but a review of its full definition is expected
	<b>2.5</b> By 2020, maintain the genetic diversity of seeds, cultivated plants and farmed and domesticated animals and their related wild species, including through soundly managed and diversified seed and plant banks at the national, regional and international levels, and promote access to and fair and equitable sharing of benefits arising from the utilization of genetic resources and associated traditional knowledge, as internationally agreed	The target is addressed	The target is not defined separately, because it is included in the appropriate policy documents
	<b>2.a</b> Increase investment, including through enhanced international cooperation, in rural infrastructure, agricultural researches and extension services, technology development and plant and livestock gene banks creation in order to enhance agricultural productive capacity in developing countries, in particular least developed countries		

Goal	Target (global definition)	Target (national definition)	Note
	<b>2.b</b> Correct and prevent trade restrictions and distortions in world agricultural markets, including through the parallel elimination of all forms of agricultural export subsidies and all export measures with equivalent effect, in accordance with the mandate of the Doha Development Round	<b>2.4.</b> Reduce the volatility of food prices	The target takes into account the national context
	<b>2.c</b> Adopt measures to ensure the proper functioning of food commodity markets and their derivatives and facilitate timely access to market information, including on food reserves, in order to help limit extreme food price volatility		
	<b>Goal 3: Ensure healthy lives and promote well-being for all at all ages (global definition)</b>		
	<b>Goal 3: Ensure healthy lives and promote well-being for all at all ages (national definition)</b>		
	<b>Goal 3: Healthy lives and well-being (short national definition)</b>		
	<b>3.1</b> By 2030, reduce the global maternal mortality ratio to less than 70 per 100,000 live births	<b>3.1.</b> Reduce maternal mortality	The target takes into account the national context
	<b>3.2</b> By 2030, end preventable deaths of newborns and children under 5 years of age, with all countries aiming to reduce neonatal mortality to at least as low as 12 per 1,000 live births and under-5 mortality to at least as low as 25 per 1,000 live births	<b>3.2.</b> Minimize preventable mortality among children under 5	The target takes into account the national context
	<b>3.3</b> By 2030, end the epidemics of AIDS, tuberculosis, malaria and neglected tropical diseases and combat hepatitis, water-borne diseases and other communicable diseases	<b>3.3.</b> End the epidemics of HIV/AIDS and tuberculosis, including through innovative practices and treatments	The target takes into account the national context
	<b>3.4</b> By 2030, reduce by one third premature mortality from non-communicable diseases through prevention and treatment and promote mental health and well-being	<b>3.4.</b> Reduce premature mortality from non-communicable diseases	The target takes into account the national context but is considered in the full wording of the preventive measures
		<b>3.5.</b> Reduce by a quarter premature mortality, including through the introduction of innovative approaches to diagnosing diseases	
	<b>3.5</b> Strengthen the prevention and treatment of substance abuse, including narcotic drug abuse and harmful use of alcohol	The target is addressed	The target is included in Item 3.3.
	<b>3.6</b> By 2020, halve the number of global deaths and injuries from road traffic accidents	<b>3.6.</b> Reduce serious injuries and deaths from road traffic accidents, including through innovative practices of resuscitation, treatment and rehabilitation after road traffic accidents	The target takes into account the national context
	<b>3.7</b> By 2030, ensure universal access to sexual and reproductive health care services, including for family planning, information and education, and the integration of reproductive health into national strategies and programmes	The target is addressed	The target is not defined separately, because it is included in the appropriate policy documents




Goal	Target (global definition)	Target (national definition)	Note
	<b>3.8</b> Achieve universal health coverage, including financial risk protection, access to quality essential health-care services and access to safe, effective, quality and affordable essential medicines and vaccines for all	<b>3.7.</b> Ensure universal, quality immunization with innovative vaccines	The target takes into account the national context
	<b>3.9</b> By 2030, substantially reduce the number of deaths and illnesses from hazardous chemicals and air, water and soil pollution and contamination	The target is addressed	The target is not defined separately
	<b>3.a</b> Strengthen the implementation of the World Health Organization Framework Convention on Tobacco Control in all countries, as appropriate	<b>3.8.</b> Reduce the prevalence of smoking among the population through innovative media to inform about negative effects of smoking	The target takes into account the national context
	<b>3.b</b> Support the research and development of vaccines and medicines for the communicable and non-communicable diseases that primarily affect developing countries, provide access to affordable essential medicines and vaccines, in accordance with the Doha Declaration on the TRIPS Agreement and Public Health, which affirms the right of developing countries to use to the full the provisions in the Agreement on Trade-Related Aspects of Intellectual Property Rights regarding flexibilities to protect public health, and, in particular, provide access to medicines for all		
	<b>3.c</b> Substantially increase health financing and the recruitment, development, training and retention of the health workforce in developing countries, especially in least developed countries and small island developing States	<b>3.9.</b> Reform health care financing	The target takes into account the necessity to reform the health system in Ukraine
	<b>3.d</b> Strengthen the capacity of all countries, in particular developing countries, for early warning, risk reduction and management of national and global health risks		
	<b>Goal 4: Ensure inclusive and equitable quality education and promote lifelong learning opportunities for all (global definition)</b>		
	<b>Goal 4: Ensure inclusive and equitable quality education and promote lifelong learning opportunities for all (national definition)</b>		
	<b>Goal 4: Quality education (short national definition)</b>		
	<b>4.1</b> By 2030, ensure that all girls and boys complete free, equitable and quality primary and secondary education leading to relevant and effective learning outcomes	<b>4.1.</b> Ensure access to quality school education for all children and adolescents	The target is based on the priorities of the national education policy and takes into account the quantitative and qualitative aspects of the issue. The target is reduced because of the guaranteed free school education in Ukraine


Goal	Target (global definition)	Target (national definition)	Note
	<b>4.2</b> By 2030, ensure that all girls and boys have access to quality early childhood development, care and pre-primary education so that they are ready for primary education	<b>4.2.</b> Ensure access to quality pre-primary education for all children	The target has been updated according to the national aspects of access to and quality of pre-primary education
	<b>4.3</b> By 2030, ensure equal access for all women and men to affordable and quality technical, vocational and tertiary education, including university	<b>4.3.</b> Ensure access to vocational education	The target has been updated according to certain aspects of access to vocational education in Ukraine (territorial and financial)
		<b>4.4.</b> Improve the quality of tertiary education and ensure its close relationship with science, and promote the establishment of towns of education and science in the country	The target is based on the priorities of the national education policy
	<b>4.4</b> By 2030, substantially increase the number of youth and adults who have relevant skills, including technical and vocational skills, for employment, decent jobs and entrepreneurship	<b>4.5.</b> Increase the prevalence of knowledge and skills required for decent jobs and entrepreneurship among the population	The target deals with challenges related to gaining modern competencies required in the labour market
	<b>4.5</b> By 2030, eliminate gender disparities in education and ensure equal access to all levels of education and vocational training for the vulnerable, including persons with disabilities, indigenous peoples and children in vulnerable situations	<b>4.6.</b> Eliminate gender disparities among school teachers	The target deals with the specifics of gender disparities among teachers; other aspects of gender disparities are included in the targets for Goal 5
	<b>4.6</b> By 2030, ensure that all youth and a substantial proportion of adults, both men and women, achieve literacy and numeracy	The target is not addressed	The target is not relevant to Ukraine
	<b>4.7</b> By 2030, ensure that all learners acquire the knowledge and skills needed to promote sustainable development, including, among others, through education for sustainable development and sustainable lifestyles, human rights, gender equality, promotion of a culture of peace and non-violence, global citizenship and appreciation of cultural diversity and of culture's contribution to sustainable development	The target is addressed	The target is addressed in the national education policy
	<b>4.a</b> Build and upgrade education facilities that are child, disability and gender sensitive and provide safe, non-violent, inclusive and effective learning environments for all	<b>4.7.</b> Create a modern learning environment in schools, including inclusive education, through innovative approaches	The target is based on the priorities of the national education policy



Goal	Target (global definition)	Target (national definition)	Note
	<b>4.b</b> By 2020, substantially expand globally the number of scholarships available to developing countries, in particular least developed countries, small island developing States and African countries, for enrolment in higher education, including vocational training and information and communications technology, technical, engineering and scientific programmes, in developed countries and other developing countries		
	<b>4.c</b> By 2030, substantially increase the supply of qualified teachers, including through international cooperation for teacher training in developing countries, especially least developed countries and small island developing States		
	<b>Goal 5: Achieve gender equality and empower all women and girls (global definition)</b>		
	<b>Goal 5: Achieve gender equality and empower all women and girls (national definition)</b>		
	<b>Goal 5: Gender equality (short national definition)</b>		
	<b>5.1</b> End all forms of discrimination against all women and girls everywhere	<b>5.1.</b> Create an environment for ending all forms of discrimination against all women and girls everywhere	The target takes into account the national context
	<b>5.2</b> Eliminate all forms of violence against all women and girls in the public and private spheres, including trafficking and sexual and other types of exploitation	<b>5.2.</b> Reduce the level of gender-based and domestic violence, and ensure efficient prevention of its manifestations and timely assistance to victims	The target takes into account the national context. The issue of human trafficking is addressed in Item 16.2
	<b>5.3</b> Eliminate all harmful practices, such as child, early and forced marriage and female genital mutilation	The target is addressed	The target is not defined separately
	<b>5.4</b> Recognize and value unpaid care and domestic work through the provision of public services, infrastructure and social protection policies and the promotion of shared responsibility within the household and the family as nationally appropriate	<b>5.3.</b> Encourage shared responsibility for housekeeping and child-rearing	The target takes into account the national context
	<b>5.5</b> Ensure women's full and effective participation and equal opportunities for leadership at all levels of decision-making in political, economic and public life	<b>5.4.</b> Ensure equal opportunities for representation at all levels of decision-making in political and public life	The target takes into account the national context
	<b>5.6</b> Ensure universal access to sexual and reproductive health and reproductive rights as agreed in accordance with the Programme of Action of the International Conference on Population and Development and the Beijing Platform for Action and the outcome documents of their review conferences	<b>5.5.</b> Increase the population's access to family planning services and reduce teenage fertility	The target takes into account the national context

Goal	Target (global definition)	Target (national definition)	Note
	<b>5.a</b> Undertake reforms to give women equal rights to economic resources, as well as access to ownership and control over land and other forms of property, financial services, inheritance and natural resources, in accordance with national laws	<b>5.6.</b> Expand economic opportunities for women	The target takes into account the national context
	<b>5.b</b> Enhance the use of enabling technology, in particular information and communications technology, to promote the empowerment of women		
	<b>5.c</b> Adopt and strengthen sound policies and enforceable legislation for the promotion of gender equality and the empowerment of all women and girls at all levels		
	<b>Goal 6: Ensure availability and sustainable management of water and sanitation for all (global definition)</b>		
	<b>Goal 6: Ensure availability and sustainable management of water and sanitation for all (national definition)</b>		
	<b>Goal 6: Clean water and decent sanitation (short national definition)</b>		
	<b>6.1</b> By 2030, achieve universal and equitable access to safe and affordable drinking water for all	<b>6.1.</b> Provide access to quality services of safe drinking water supply, and ensure the construction and reconstruction of centralized drinking water supply systems using the latest technologies and equipment	The wording of the target is based on consultations with experts and the public
	<b>6.2</b> By 2030, achieve access to adequate and equitable sanitation and hygiene for all and end open defecation, paying special attention to the needs of women and girls and those in vulnerable situations	<b>6.2.</b> Provide access to modern sanitation systems, and ensure the construction and reconstruction of water intake and sewage treatment facilities using the latest technologies and equipment	The target takes into account the national context
	<b>6.3</b> By 2030, improve water quality by reducing pollution, eliminating dumping and minimizing release of hazardous chemicals and materials, halving the proportion of untreated wastewater and substantially increasing recycling and safe reuse globally	<b>6.3.</b> Reduce the discharge of untreated wastewater, primarily through innovative technologies of water purification at the national and individual levels	The target takes into account the national context
	<b>6.4</b> By 2030, substantially increase water-use efficiency across all sectors and ensure sustainable withdrawals and supply of freshwater to address water scarcity and substantially reduce the number of people suffering from water scarcity	<b>6.4.</b> Increase the efficiency of water use	The target takes into account the national context
	<b>6.5</b> By 2030, implement integrated water resources management at all levels, including through transboundary cooperation as appropriate	<b>6.5.</b> Implement integrated water resources management	The target takes into account the need to comply with EU legislation



Goal	Target (global definition)	Target (national definition)	Note
	<b>6.6</b> By 2020, protect and restore water-related ecosystems, including mountains, forests, wetlands, rivers, aquifers and lakes	The target is addressed	Addressed in determining the targets for Goal 15 (including target 15.1)
	<b>6.a</b> By 2030, expand international cooperation and capacity-building support to developing countries in water- and sanitation-related activities and programmes, including water harvesting, desalination, water efficiency, wastewater treatment, recycling and reuse technologies		
	<b>6.b</b> Support and strengthen the participation of local communities in improving water and sanitation management		
	<b>Goal 7: Ensure access to affordable, reliable, sustainable and modern energy for all (global definition)</b>		
	<b>Goal 7: Ensure access to affordable, reliable, sustainable and modern energy for all (national definition)</b>		
	<b>Goal 7: Affordable and clean energy (short national definition)</b>		
	<b>7.1</b> By 2030, ensure universal access to affordable, reliable and modern energy services	<b>7.1.</b> Expand the infrastructure and modernize networks for reliable and sustainable energy supply through the introduction of innovative technologies	The target takes into account the national context
		<b>7.2.</b> Ensure diversification of the supply of primary energy resources	The target takes into account the national context
	<b>7.2</b> By 2030, increase substantially the share of renewable energy in the global energy mix	<b>7.3.</b> Increase the share of renewable energy in the national energy balance, in particular through the introduction of additional capacities at facilities that produce energy from renewable sources	The target takes into account the national context
	<b>7.3</b> By 2030, double the global rate of improvement in energy efficiency	<b>7.4.</b> Increase the energy efficiency of the economy	The target takes into account the national context
	<b>7.a</b> By 2030, enhance international cooperation to facilitate access to clean energy research and technology, including renewable energy, energy efficiency and advanced and cleaner fossil-fuel technology, and promote investment in energy infrastructure and clean energy technology		
	<b>7.b</b> By 2030, expand infrastructure and upgrade technology for supplying modern and sustainable energy services for all in developing countries, in particular least developed countries, small island developing States and landlocked developing countries, in accordance with their respective programmes of support		

Goal	Target (global definition)	Target (national definition)	Note
	<b>Goal 8: Promote sustained, inclusive and sustainable economic growth, full and productive employment and decent work for all (global definition)</b>		
	<b>Goal 8: Promote sustained, inclusive and sustainable economic growth, full and productive employment and decent work for all (national definition)</b>		
	<b>Goal 8: Decent work and economic growth (short national definition)</b>		
	<b>8.1</b> Sustain per capita economic growth in accordance with national circumstances and, in particular, at least 7 percent gross domestic product growth per annum in the least developed countries	The target is addressed	The target is included in Item 8.1
	<b>8.2</b> Achieve higher levels of economic productivity through diversification, technological upgrading and innovation, including through a focus on high-value added and labour-intensive sectors	<b>8.1.</b> Ensure steady GDP growth by modernizing production, developing innovation, increasing export potential and exporting products with high value added	The target takes into account the national context
	<b>8.3</b> Promote development-oriented policies that support productive activities, decent job creation, entrepreneurship, creativity and innovation, and encourage the formalization and growth of micro-, small- and medium-sized enterprises, including through access to financial services	The target is addressed	Global targets 8.3. and 8.10 are combined and included in national target 8.6
	<b>8.4</b> Improve progressively, through 2030, global resource efficiency in consumption and production and endeavour to decouple economic growth from environmental degradation, in accordance with the 10-Year Framework of Programmes on Sustainable Consumption and Production, with developed countries taking the lead	<b>8.2.</b> Increase the efficiency of production based on sustainable development and the development of competitive high-tech industries	The target takes into account the national context
	<b>8.5</b> By 2030, achieve full and productive employment and decent work for all women and men, including for young people and persons with disabilities, and equal pay for work of equal value	<b>8.3.</b> Increase employment	The target has been revised based on the current economic situation in Ukraine where unemployment is over 9 percent according to ILO methodology
	<b>8.6</b> By 2020, substantially reduce the proportion of youth not in employment, education or training	<b>8.4.</b> Reduce the share of youth not in employment, education or professional training	The content of the national target is consistent with the global one
	<b>8.7</b> Take immediate and effective measures to eradicate forced labour, end modern slavery and human trafficking and secure the prohibition and elimination of the worst forms of child labour, including recruitment and use of child soldiers, and by 2025 end child labour in all its forms	The target is addressed	The target is not defined separately, because it is addressed in the appropriate policy documents: the National Strategy on Human Rights and the State Programme of Social Counter-Trafficking 2020 (Government Resolution No. 111, dated 24 February 2016)



Goal	Target (global definition)	Target (national definition)	Note
	<b>8.8</b> Protect labour rights and promote safe and secure working environments for all workers, including migrant workers, in particular women migrants, and those in precarious employment	<b>8.5.</b> Promote a safe and secure working environment for all workers, including through the application of innovative technologies in terms of health and safety	The national target is consistent with the global one but is more general
	<b>8.9</b> By 2030, devise and implement policies to promote sustainable tourism that creates jobs and promotes local culture and products	The target is addressed	The global target is included in national target 8.6, where the development of tourism is addressed as one of the many areas for realizing the potential of the active population
	<b>8.10</b> Strengthen the capacity of domestic financial institutions to encourage and expand access to banking, insurance and financial services for all	<b>8.6.</b> Create institutional and financial capacities for the self-realization of the potential of the economically active population and the development of the creative economy	The target takes into account the national context
	<b>8.a</b> Increase Aid for Trade support for developing countries, in particular least developed countries, including through the Enhanced Integrated Framework for Trade-related Technical Assistance to Least Developed Countries		
	<b>8.b</b> By 2020, develop and operationalize a global strategy for youth employment and implement the Global Jobs Pact of the International Labour Organization		
	<b>Goal 9: Build resilient infrastructure, promote inclusive and sustainable industrialization and foster innovation (global definition)</b>		
	<b>Goal 9: Build resilient infrastructure, promote inclusive and sustainable industrialization and foster innovation (national definition)</b>		
	<b>Goal 9: Industry, innovation and infrastructure (short national definition)</b>		
	<b>9.1</b> Develop quality, reliable, sustainable and resilient infrastructure, including regional and transborder infrastructure, to support economic development and human well-being, with a focus on affordable and equitable access for all	<b>9.1.</b> Develop quality, reliable, sustainable and accessible infrastructure based on the use of innovative technologies, including ecologically clean means of transport	The target's content is consistent with the global target, but its wording is generalized
		<b>9.2.</b> Ensure an increased use of electric transport and related network infrastructure	The additional target takes into account the national context and is also consistent with global target 11.2
		<b>9.3.</b> Ensure access to road infrastructure based on the use of innovative technologies, in particular by expanding state participation in various infrastructure projects	The additional target takes into account the national context and is also consistent with global target 11.2

Goal	Target (global definition)	Target (national definition)	Note
	<b>9.2</b> Promote inclusive and sustainable industrialization and, by 2030, significantly raise industry's share of employment and gross domestic product, in line with national circumstances, and double its share in least developed countries	<b>9.4.</b> Promote accelerated development of high- and medium-technological sectors and manufacturing industries which are formed based on the use of 'education–science–production' chains and a cluster approach by areas: development of an innovation ecosystem; development of ICT; use of ICT in agriculture, energy, transport and industry; high-technology mechanical engineering; creation of new materials; development of pharmaceutical and bioengineering industry	The target takes into account the national context
	<b>9.3</b> Increase the access of small-scale industrial and other enterprises, in particular in developing countries, to financial services, including affordable credit, and their integration into value chains and markets	The target is addressed	The global target is partially addressed in national targets 9.3 and 8.5
	<b>9.4</b> By 2030, upgrade infrastructure and retrofit industries to make them sustainable, with increased resource-use efficiency and greater adoption of clean and environmentally sound technologies and industrial processes, with all countries taking action in accordance with their respective capabilities	The target is addressed	The global target is addressed in national targets 9.1, 9.2 and 9.3
	<b>9.5</b> Enhance scientific research, upgrade the technological capabilities of industrial sectors in all countries, in particular developing countries, including, by 2030, encouraging innovation and substantially increasing the number of research and development workers per 1 million people and public and private research and development spending	<b>9.5.</b> Create financial and institutional systems (innovative infrastructure) that will ensure the development of scientific research and scientific and technical (experimental) development	The target takes into account the national context
	<b>9.a</b> Facilitate sustainable and resilient infrastructure development in developing countries through enhanced financial, technological and technical support to African countries, least developed countries, landlocked developing countries and small island developing States		
	<b>9.b</b> Support domestic technology development, research and innovation in developing countries, including by ensuring a conducive policy environment for, inter alia, industrial diversification and value addition to commodities		



Goal	Target (global definition)	Target (national definition)	Note
	<b>9.c</b> Significantly increase access to information and communications technology and strive to provide universal and affordable access to the Internet in least developed countries by 2020	<b>9.6.</b> Ensure access to the Internet, especially in rural areas	The target's content is consistent with the global target but focuses on solving the most urgent problem for Ukraine
		<b>9.7.</b> Ensure increased youth participation in research	
	<b>Goal 10: Reduce inequality within and among countries (global definition)</b>		
	<b>Goal 10: Reduce inequality (national definition)</b>		
	<b>10.1</b> By 2030, progressively achieve and sustain income growth of the bottom 40 percent of the population at a rate higher than the national average	<b>10.1.</b> Ensure accelerated growth of income of the least well-off 40 percent of the population	The essence of the national definition is consistent with the global one; only the wording is revised
	<b>10.2</b> By 2030, empower and promote the social, economic and political inclusion of all, irrespective of age, sex, disability, race, ethnicity, origin, religion or economic or other status	The target is addressed	The target is included in the context of national target 10.2
	<b>10.3</b> Ensure equal opportunity and reduce inequalities of outcome, including by eliminating discriminatory laws, policies and practices and promoting appropriate legislation, policies and action in this regard	<b>10.2.</b> Prevent manifestations of discrimination in society	The target is complex; given the national context, it is advisable to split it in two: – prevent discrimination; – ensure equal access to social services (10.3)
		<b>10.3.</b> Ensure access to social services	
	<b>10.4</b> Adopt policies, especially fiscal, wage and social protection policies, and progressively achieve greater equality	<b>10.4.</b> Pursue remuneration policy based on equality and fairness	The target has also been split in two, taking into account the most pressing issues for Ukraine
		<b>10.5.</b> Reform pension insurance based on fairness and transparency	
	<b>10.5</b> Improve the regulation and monitoring of global financial markets and institutions and strengthen the implementation of such regulations	The target is not addressed	The target is global. There is no individual target for Ukraine
	<b>10.6</b> Ensure enhanced representation and voice for developing countries in decision-making in global international economic and financial institutions in order to deliver more effective, credible, accountable and legitimate institutions	The target is not addressed	The target is global. There is no individual target for Ukraine
	<b>10.7</b> Facilitate orderly, safe, regular and responsible migration and mobility of people, including through the implementation of planned and well-managed migration policies	The target is addressed	The target takes into account the national context
	<b>10.a</b> Implement the principle of special and differential treatment for developing countries, in particular least developed countries, in accordance with World Trade Organization agreements		

Goal	Target (global definition)	Target (national definition)	Note
	<b>10.b</b> Encourage official development assistance and financial flows, including foreign direct investment, to States where the need is greatest, in particular least developed countries, African countries, small island developing States and landlocked developing countries, in accordance with their national plans and programmes		
	<b>10.c</b> By 2030, reduce to less than 3 percent the transaction costs of migrant remittances and eliminate remittance corridors with costs higher than 5 percent		
	<b>Goal 11: Make cities and human settlements inclusive, safe, resilient and sustainable (global definition)</b>		
	<b>Goal 11: Make cities and human settlements inclusive, safe, resilient and sustainable (national definition)</b>		
	<b>Goal 11: Sustainable development of cities and communities (short national definition)</b>		
	<b>11.1</b> By 2030, ensure access for all to adequate, safe and affordable housing and basic services and upgrade slums	<b>11.1.</b> Ensure access to housing	The target has been revised, taking into account the national context and priorities
	<b>11.2</b> By 2030, provide access to safe, affordable, accessible and sustainable transport systems for all, improving road safety, notably by expanding public transport, with special attention to the needs of those in vulnerable situations, women, children, persons with disabilities and older persons	The target is addressed	The target is included in Goal 9.2
	<b>11.3</b> By 2030, enhance inclusive and sustainable urbanization and capacity for participatory, integrated and sustainable human settlement planning and management in all countries	<b>11.2.</b> Ensure development of settlements and territories exclusively based on integrated planning and participatory management	The target has been revised, taking into account the national context and priorities
	<b>11.4</b> Strengthen efforts to protect and safeguard the world's cultural and natural heritage	<b>11.3.</b> Ensure protection and safeguarding of the cultural and natural heritage, with involvement the private sector	The target has been revised, taking into account the national context and priorities
	<b>11.5</b> By 2030, significantly reduce the number of deaths and the number of people affected and substantially decrease the direct economic losses relative to global gross domestic product caused by disasters, including water-related disasters, with a focus on protecting the poor and people in vulnerable situations	<b>11.4</b> Ensure timely public alert about emergencies through innovative technologies	The target has been revised, taking into account the national context and priorities
	<b>11.6</b> By 2030, reduce the adverse per capita environmental impact of cities, including by paying special attention to air quality and municipal and other waste management	<b>11.5.</b> Reduce the adverse impact of pollutants, including on the urban environment in particular, through innovative technologies	The target has been revised, taking into account the national context and priorities. The issue of waste management is addressed in Item 12.5



Goal	Target (global definition)	Target (national definition)	Note
		<b>11.6.</b> Ensure the development and implementation of local development strategies aimed at economic growth, job creation, tourism, recreation and development of the local culture, and production of local products	
	<b>11.7</b> By 2030, provide universal access to safe, inclusive and accessible, green and public spaces, in particular for women and children, older persons and persons with disabilities	The target is addressed	The target is not defined separately, because it is addressed in the appropriate local and regional policy documents
	<b>11.a</b> Support positive economic, social and environmental links between urban, peri-urban and rural areas by strengthening national and regional development planning		
	<b>11.b</b> By 2020, substantially increase the number of cities and human settlements adopting and implementing integrated policies and plans towards inclusion, resource efficiency, mitigation and adaptation to climate change, resilience to disasters, and develop and implement, in line with the Sendai Framework for Disaster Risk Reduction 2015–2030, holistic disaster risk management at all levels		
	<b>11.c</b> Support least developed countries, including through financial and technical assistance, in building sustainable and resilient buildings utilizing local materials		
<b>Goal 12: Ensure sustainable consumption and production patterns (global definition)</b>			
	<b>Goal 12: Ensure sustainable consumption and production patterns (national definition)</b>		
	<b>Goal 12: Sustainable consumption and production (short national definition)</b>		
	<b>12.1</b> Implement the 10-Year Framework of Programmes on Sustainable Consumption and Production Patterns, all countries taking action, with developed countries taking the lead, taking into account the development and capabilities of developing countries	The target is addressed	The target will be addressed in the drafting of appropriate documents
	<b>12.2</b> By 2030, achieve the sustainable management and efficient use of natural resources	<b>12.1.</b> Reduce resource consumption of the economy	The target has been revised after consultation with the public and stakeholders
	<b>12.3</b> By 2030, halve per capita global food waste at the retail and consumer levels and reduce food losses along production and supply chains, including post-harvest losses	<b>12.2.</b> Reduce the loss of food along the production and marketing chain	The target has been revised further after consultation with the public and stakeholders

Goal	Target (global definition)	Target (national definition)	Note
	<b>12.4</b> By 2020, achieve the environmentally sound management of chemicals and all wastes throughout their life cycle, in accordance with agreed international frameworks, and significantly reduce their release to air, water and soil in order to minimize their adverse impacts on human health and the environment	<b>12.3.</b> Ensure sustainable use of chemicals through innovative technologies and production	The target has been revised after consultation with the public and stakeholders
	<b>12.5</b> By 2030, substantially reduce waste generation through prevention, reduction, recycling and reuse	<b>12.4.</b> Reduce the amount of waste generation, and increase recycling and reuse through innovative technologies and production	The target has been revised, taking into account the national context
	<b>12.6</b> Encourage companies, especially large and transnational companies, to adopt sustainable practices and to integrate sustainability information into their reporting cycle	The target is addressed	The target is not defined separately, because it is addressed in the appropriate policy documents
	<b>12.7</b> Promote public procurement practices that are sustainable, in accordance with national policies and priorities	The target is addressed	The target is not defined separately, because it is addressed in the appropriate policy documents
	<b>12.8</b> By 2030, ensure that people everywhere have the relevant information and awareness for sustainable development and lifestyles in harmony with nature	The target is addressed	The target is not defined separately, because it is addressed in the appropriate policy documents
	<b>12.a</b> Support developing countries to strengthen their scientific and technological capacity to move towards more sustainable patterns of consumption and production		
	<b>12.b</b> Develop and implement tools to monitor sustainable development impacts for sustainable tourism that creates jobs and promotes local culture and products		
	<b>12.c</b> Rationalize inefficient fossil-fuel subsidies that encourage wasteful consumption by removing market distortions, in accordance with national circumstances, including by restructuring taxation and phasing out those harmful subsidies, where they exist, to reflect their environmental impacts, taking fully into account the specific needs and conditions of developing countries and minimizing the possible adverse impacts on their development in a manner that protects the poor and the affected communities		




Goal	Target (global definition)	Target (national definition)	Note
	<b>Goal 13: Take urgent action to combat climate change and its impacts (global definition)</b>		
	<b>Goal 13: Take urgent action to combat climate change and its impacts (national definition)</b>		
	<b>Goal 13: Mitigate climate change impacts (short national definition)</b>		
	<b>13.1</b> Strengthen resilience and adaptive capacity to climate-related hazards and natural disasters in all countries	13.1. Limit greenhouse gas emissions in the economy	The target is not defined separately, because it is addressed in the appropriate policy documents
	<b>13.2</b> Integrate climate change measures into national policies, strategies and planning	The target is addressed	It is envisaged that measures to address climate change will be included in the policy, strategy and planning at national, sectoral and regional levels
	<b>13.3</b> Improve education, awareness-raising and human and institutional capacity on climate change mitigation, adaptation, impact reduction and early warning	The target is addressed	The target is not defined separately, because it is addressed in the appropriate policy documents
	<b>Goal 14: Conserve and sustainably use the oceans, seas and marine resources for sustainable development (global definition)</b>		
	<b>Goal 14: Conserve and sustainably use the oceans, seas and marine resources for sustainable development (national definition)</b>		
	<b>Goal 14: Conserve marine resources (short national definition)</b>		
	<b>14.1</b> By 2025, prevent and significantly reduce marine pollution of all kinds, in particular from land-based activities, including marine debris and nutrient pollution	<b>14.1.</b> Reduce marine pollution	The target has been revised, taking into account the national context and priorities
	<b>14.2</b> By 2020, sustainably manage and protect marine and coastal ecosystems to avoid significant adverse impacts, including by strengthening their resilience, and take action for their restoration in order to achieve healthy and productive oceans	<b>14.2.</b> Ensure the sustainable management and protection of marine and coastal ecosystems, and improve their resilience and recovery through innovative technologies	The target has been revised, taking into account national context and priorities

Goal	Target (global definition)	Target (national definition)	Note
	<b>14.3</b> Minimize and address the impacts of ocean acidification, including through enhanced scientific cooperation at all levels	The target is not addressed	The target is not relevant to Ukraine
	<b>14.4</b> By 2020, effectively regulate harvesting and end overfishing, illegal, unreported and unregulated fishing and destructive fishing practices and implement science-based management plans, in order to restore fish stocks in the shortest time feasible, at least to levels that can produce maximum sustainable yield as determined by their biological characteristics	<b>14.3.</b> Implement effective regulation of the extraction of marine resources	The target has been revised, taking into account the national context and priorities
	<b>14.5</b> By 2020, conserve at least 10 percent of coastal and marine areas, consistent with national and international law and based on the best available scientific information	The target is addressed	The target is not defined separately, because it is addressed in the appropriate policy documents at national, regional and local levels
	<b>14.6</b> By 2020, prohibit certain forms of fisheries subsidies which contribute to overcapacity and overfishing, eliminate subsidies that contribute to illegal, unreported and unregulated fishing and refrain from introducing new such subsidies, recognizing that appropriate and effective special and differential treatment for developing and least developed countries should be an integral part of the World Trade Organization fisheries subsidies negotiation <sup>b</sup>	The target is not addressed	The target is not relevant to Ukraine
	<b>14.7</b> By 2030, increase the economic benefits to small island developing States and least developed countries from the sustainable use of marine resources, including through sustainable management of fisheries, aquaculture and tourism	The target is not addressed	The target is not relevant to Ukraine
	<b>14.a</b> Increase scientific knowledge, develop research capacity and transfer marine technology, taking into account the Intergovernmental Oceanographic Commission Criteria and Guidelines on the Transfer of Marine Technology, in order to improve ocean health and to enhance the contribution of marine biodiversity to the development of developing countries, in particular small island developing States and least developed countries		
	<b>14.b</b> Provide access for small-scale artisanal fishers to marine resources and markets		
	<b>14.c</b> Enhance the conservation and sustainable use of oceans and their resources by implementing international law as reflected in the United Nations Convention on the Law of the Sea, which provides the legal framework for the conservation and sustainable use of oceans and their resources, as recalled in paragraph 158 of "The future we want"		



Goal	Target (global definition)	Target (national definition)	Note
	<b>Goal 15: Protect, restore and promote sustainable use of terrestrial ecosystems, sustainably manage forests, combat desertification, and halt and reverse land degradation and halt biodiversity loss (global definition)</b>		
	<b>Goal 15: Protect, restore and promote sustainable use of terrestrial ecosystems, sustainably manage forests, combat desertification, and halt and reverse land degradation and halt biodiversity loss (national definition)</b>		
	<b>Goal 15: Protect and restore terrestrial ecosystems (short national definition)</b>		
	<b>15.1</b> By 2020, ensure the conservation, restoration and sustainable use of terrestrial and inland freshwater ecosystems and their services, in particular forests, wetlands, mountains and drylands, in line with obligations under international agreements	<b>15.1.</b> Ensure the conservation, restoration and sustainable use of terrestrial and inland freshwater ecosystems	The target has been revised after consultations with the public and stakeholders, taking into account the national context and specifics
	<b>15.2</b> By 2020, promote the implementation of sustainable management of all types of forests, halt deforestation, restore degraded forests and substantially increase afforestation and reforestation globally	<b>15.2.</b> Promote sustainable forest management	The target has been revised after consultations with the public and stakeholders, taking into account the national context and specifics
	<b>15.3</b> By 2030, combat desertification, restore degraded land and soil, including land affected by desertification, drought and floods, and strive to achieve a land degradation-neutral world	<b>15.3.</b> Restore degraded lands and soils through innovative technologies	The target has been revised after consultations with the public and stakeholders, taking into account the national context and specifics
	<b>15.4</b> By 2030, ensure the conservation of mountain ecosystems, including their biodiversity, in order to enhance their capacity to provide benefits that are essential for sustainable development	<b>15.4.</b> Ensure the conservation of mountain ecosystems	The target has been revised after consultations with the public and stakeholders, taking into account the national context and specifics
	<b>15.5</b> Take urgent and significant action to reduce the degradation of natural habitats, halt the loss of biodiversity and, by 2020, protect and prevent the extinction of threatened species	The target is addressed	The target is not defined separately, because it is addressed in the appropriate regulatory documents at national, regional and local levels
	<b>15.6</b> Promote fair and equitable sharing of the benefits arising from the utilization of genetic resources and promote appropriate access to such resources, as internationally agreed	The target is addressed	The target is not defined separately, because it is addressed in the appropriate regulatory documents
	<b>15.7</b> Take urgent action to end poaching and trafficking of protected species of flora and fauna and address both demand and supply of illegal wildlife products	The target is addressed	The target is not defined separately, because it is addressed in the appropriate regulatory and policy documents
	<b>15.8</b> By 2020, introduce measures to prevent the introduction and significantly reduce the impact of invasive alien species on land and water ecosystems and control or eradicate the priority species	The target is addressed	The target is not defined separately, because it is addressed in the appropriate policy documents at the national level

Goal	Target (global definition)	Target (national definition)	Note
	<b>15.9</b> By 2020, integrate ecosystem and biodiversity values into national and local planning, development processes, poverty reduction strategies and accounts	The target is addressed	The target is not defined separately, because it is addressed in the appropriate regulatory and policy documents at national, regional and local levels
	<b>15.a</b> Mobilize and significantly increase financial resources from all sources to conserve and sustainably use biodiversity and ecosystems		
	<b>15.b</b> Mobilize significant resources from all sources and at all levels to finance sustainable forest management and provide adequate incentives to developing countries to advance such management, including for conservation and reforestation		
	<b>15.c</b> Enhance global support for efforts to combat poaching and trafficking of protected species, including by increasing the capacity of local communities to pursue sustainable livelihood opportunities		
	<b>Goal 16: Promote peaceful and inclusive societies for sustainable development, provide access to justice for all and build effective, accountable and inclusive institutions at all levels (global definition)</b>		
	<b>Goal 16: Promote peaceful and inclusive societies for sustainable development, provide access to justice for all and build effective, accountable and inclusive institutions at all levels (national definition)</b>		
	<b>Goal 16: Peace, justice and strong institutions (short national definition)</b>		
	<b>16.1</b> Significantly reduce all forms of violence and related death rates everywhere	<b>16.1.</b> Reduce the prevalence of violence	The target has been reduced, but the indicators also include mortality due to violence
	<b>16.2</b> End abuse, exploitation, trafficking and all forms of violence against and torture of children	<b>16.2.</b> Increase detection of victims of human trafficking and all forms of exploitation	The target has been expanded to include its need for all ages. Monitoring involves disaggregation by age
	<b>16.3</b> Promote the rule of law at the national and international levels and ensure equal access to justice for all	<b>16.3.</b> Increase confidence in courts and ensure equal access to justice	The target is based on the key priority identified during expert and public debates
	<b>16.4</b> By 2030, significantly reduce illicit financial and arms flows, strengthen the recovery and return of stolen assets and combat all forms of organized crime	<b>16.4.</b> Strengthen the system for preventing and counteracting the legalization of illegal incomes, the financing of terrorism and the proliferation of weapons of mass destruction	The target is based on the key priorities identified during expert and public debates
		<b>16.5.</b> Reduce illicit trafficking of weapons, ammunition and explosive materials	The target is based on the key priorities identified during expert and public debates
	<b>16.5</b> Substantially reduce corruption and bribery in all their forms	<b>16.6.</b> Reduce the scale of corruption	The wording has been simplified



Goal	Target (global definition)	Target (national definition)	Note
	<b>16.6</b> Develop effective, accountable and transparent institutions at all levels	The target is addressed	The target is not addressed individually, because it is addressed in the appropriate policy documents
	<b>16.7</b> Ensure responsive, inclusive, participatory and representative decision-making at all levels	<b>16.7.</b> Increase the efficiency of government bodies and local self-government	The target has been expanded, taking into account the comprehensive issue of representative democracy
	<b>16.8</b> Broaden and strengthen the participation of developing countries in the institutions of global governance	The target is not addressed	The target is not relevant to Ukraine
	<b>16.9</b> By 2030, provide legal identity for all, including birth registration	The target is not addressed	The target is not relevant to Ukraine, as it has already been completed
	<b>16.10.</b> Ensure public access to information and protect fundamental freedoms, in accordance with national legislation and international agreements	The target is addressed	The target is not addressed individually, because it is addressed in the appropriate policy documents
	<b>16.a</b> Strengthen relevant national institutions, including through international cooperation, for building capacity at all levels, in particular in developing countries, to prevent violence and combat terrorism and crime		
	<b>16.b</b> Promote and enforce non-discriminatory laws and policies for sustainable development		
		<b>16.8.</b> Restore territory affected by the conflict (Donbas)	The target has been worded after consultations with the public and stakeholders, taking into account the national priorities and context
		<b>16.9.</b> Strengthen social stability, and promote peacebuilding and civil security (conflict and post-conflict settlement)	The target has been worded after consultations with the public and stakeholders, taking into account the national priorities and context
	<b>Goal 17: Strengthen the means of implementation and revitalize the Global Partnership for Sustainable Development (global definition)</b>		
	<b>Goal 17: Strengthen the means of implementation and revitalize the Global Partnership for Sustainable Development (national definition)</b>		
	<b>Goal 17: Partnership for sustainable development (short national definition)</b>		
	<b>17.1</b> Strengthen domestic resource mobilization, including through international support to developing countries, to improve domestic capacity for tax and other revenue collection	<b>17.1.</b> Mobilize additional financial resources by promoting foreign and domestic investment	The target is based on key priorities identified during expert and public debates

Goal	Target (global definition)	Target (national definition)	Note
	<b>17.2</b> Developed countries to implement fully their official development assistance commitments, including the commitment by many developed countries to achieve the target of 0.7 percent of gross national income for official development assistance (ODA/GNI) to developing countries and 0.15 to 0.20 percent of ODA/GNI to least developed countries; ODA providers are encouraged to consider setting a target to provide at least 0.20 percent of ODA/GNI to least developed countries	The target is not addressed	The target is not relevant to Ukraine
	<b>Finance</b> <b>17.3</b> Mobilize additional financial resources for developing countries from multiple sources	The target is not addressed	The target is not relevant to Ukraine
	<b>Finance</b> <b>17.4</b> Assist developing countries in attaining long-term debt sustainability through coordinated policies aimed at fostering debt financing, debt relief and debt restructuring, as appropriate, and address the external debt of highly indebted poor countries to reduce debt distress	<b>17.2.</b> Consistently reduce the debt burden on the economy	The target is based on key priorities identified during expert and public debates
	<b>Finance</b> <b>17.5</b> Adopt and implement investment promotion regimes for least developed countries	The target is not addressed	The target is not relevant to Ukraine
	<b>Technology</b> <b>17.6</b> Enhance North-South, South-South and triangular regional and international cooperation on and access to science, technology and innovation and enhance knowledge-sharing on mutually agreed terms, including through improved coordination among existing mechanisms, in particular at the United Nations level, and through a global technology facilitation mechanism	The target is addressed	The target is included in the appropriate policy
	<b>Technology</b> <b>17.7</b> Promote the development, transfer, dissemination and diffusion of environmentally sound technologies to developing countries on favourable terms, including on concessional and preferential terms, as mutually agreed	The target is addressed	The target is included in the appropriate policy
	<b>Technology</b> <b>17.8</b> Fully operationalize the technology bank and science, technology and innovation capacity-building mechanism for least developed countries by 2017 and enhance the use of enabling technology, in particular information and communications technology	The target is not addressed	The target is not relevant to Ukraine



Goal	Target (global definition)	Target (national definition)	Note
	<b>Capacity-building</b> <b>17.9</b> Enhance international support for implementing effective and targeted capacity-building in developing countries to support national plans to implement all the Sustainable Development Goals, including through North–South, South–South and triangular cooperation	The target is addressed	The target is included in the appropriate policy
	<b>Trade</b> <b>17.10</b> Promote a universal, rules-based, open, non-discriminatory and equitable multilateral trading system under the World Trade Organization, including through the conclusion of negotiations under its Doha Development Agenda	The target is not addressed	The target is not relevant to Ukraine
	<b>Trade</b> <b>17.11</b> Significantly increase the exports of developing countries, in particular with a view to doubling the least developed countries' share of global exports by 2020	The target is not addressed	The target is not relevant to Ukraine
	<b>Trade</b> <b>17.12</b> Realize timely implementation of duty-free and quota-free market access on a lasting basis for all least developed countries, consistent with World Trade Organization decisions, including by ensuring that preferential rules of origin applicable to imports from least developed countries are transparent and simple, and contribute to facilitating market access	The target is not addressed	The target is not relevant to Ukraine
	<b>System issues</b> <i>Policy and institutional coherence</i> <b>17.13</b> Enhance global macroeconomic stability, including through policy coordination and policy coherence	The target is addressed	The target is not defined separately, because it is addressed in the appropriate policy documents
	<b>System issues</b> <i>Policy and institutional coherence</i> <b>17.14</b> Enhance policy coherence for sustainable development	The target is addressed	The target is not defined separately, because it is addressed in the appropriate policy documents
	<b>System issues</b> <i>Policy and institutional coherence</i> <b>17.15</b> Respect each country's policy space and leadership to establish and implement policies for poverty eradication and sustainable development	The target is addressed	The target is not defined separately, because it is addressed in the appropriate policy documents
	<b>System issues</b> <i>Multi-stakeholder partnerships</i> <b>17.16</b> Enhance the Global Partnership for Sustainable Development, complemented by multi-stakeholder partnerships that mobilize and share knowledge, expertise, technology and financial resources, to support the achievement of the Sustainable Development Goals in all countries, in particular developing countries	The target is addressed	The target is not defined separately, because it is addressed in the appropriate policy documents

Goal	Target (global definition)	Target (national definition)	Note
	<b>System issues</b> <i>Multi-stakeholder partnerships</i> <b>17.17</b> Encourage and promote effective public, public–private and civil society partnerships, building on the experience and resourcing strategies of partnerships	<b>17.3.</b> Develop a partnership between government and business to achieve the SDGs	The target is based on key priorities identified during expert and public debates
	<b>System issues</b> <i>Data, monitoring and accountability</i> <b>17.18</b> By 2020, enhance capacity-building support to developing countries, including for least developed countries and small island developing States, to increase significantly the availability of high-quality, timely and reliable data disaggregated by income, gender, age, race, ethnicity, migratory status, disability, geographic location and other characteristics relevant in national contexts	The target is addressed	The target is not defined separately, because it is addressed in the appropriate policy documents
	<b>System issues</b> <i>Data, monitoring and accountability</i> <b>17.19</b> By 2030, build on existing initiatives to develop measurements of progress on sustainable development that complement gross domestic product, and support statistical capacity-building in developing countries	The target is addressed	The target is not defined separately, because it is addressed in the appropriate policy documents and will be implemented through the indicators identified in the document



## ANNEX 3

# INFORMATIONAL BASIS FOR MONITORING THE SDGs

To achieve the SDGs, the decision-making processes of senior management should be improved through the analysis of relevant statistical information. The monitoring of progress against SDG targets requires appropriate information and analytical support using an integrated approach and different data sources. In-depth research, identification of the risks and factors that affect the welfare of the population, and the study of threats to macroeconomic, social and environmental sustainability are required to adjust management decisions that are necessary to develop appropriate measures to achieve the goals. An integrated approach to the study of progress against the SDGs envisages applying various types of information that will determine the scope and direction of changes and identify the most important direct and hidden causal relationships and factors for later use in the process of developing an appropriate public policy.

Global indicators for the 2030 Sustainable Development Agenda were reviewed at the 47<sup>th</sup> plenary session of the UN Statistical Commission in March 2016. The main topics of the session were dedicated to developing the global indexes to track the goals and targets of the 2030 Sustainable Development Agenda, compliance with the fundamental principles of official statistics, the International Comparison Programme and issues from different areas of statistics. During the session, the programme of transformation of official statistics and other related activities was discussed. Special attention was paid to the Official Statistics Development Programme, the International Comparison Programme and the use of big data for official statistics; improvement of national accounts statistics; environmental-economic accounting and climate change; the development and implementation of international statistical classifications, industrial statistics, measurement information and ICT; statistics on refugees and IDPs; and statistics on public administration.

Based on the results of the 47<sup>th</sup> plenary session of the UN Statistical Commission, there are 240

global indicators for the SDGs. All figures may be distinguished as follows according to the level of their methodological processes and the availability of data in Ukraine:

- conceptually clear indicators for which there are standards and common methodology; most countries, including Ukraine, regularly publish data;
- conceptually clear indicators for which there are standards and common methodology, but countries including Ukraine publish data irregularly; and
- indicators for which there are either no common standards and methodologies or which are under development/testing.

For example, the following indicators can be assigned to the third group:

- Indicator 1.4.1 (proportion of the population covered by social protection): no methodology or international standards
- Indicator 1.4.2 (proportion of the total adult population with secure tenure rights to land, with legally recognized documentation and who perceive their rights to land as secure, by sex and by type of tenure): no metadata exist for Indicator 5.a.1, which is quite similar
- Figure 3.b (proportion of the target population covered by all vaccines included in their national programme): there is no list of the cheapest drugs (at least, a minimal set).

These examples demonstrate the need to continue developing and improving indicators to measure progress against the SDGs, including the development of appropriate methodologies and definitions of international standards.

The global indicators are designed to analyse trends of progress against the SDGs at the global level and for international comparison. However, these figures are not always appropriate in the national context. The indicators are designed to monitor the national and sub-national (local) level and have to be developed based on the capacities of the national statistical system.

A review of the information available in Ukraine to monitor the global SDG indicators shows that the current government statistics agencies collect information on 96 indicators. In fact, 52 indicators comply fully with existing international standards, while 44 indicators are in incomplete (partial) compliance with existing international standards.

It should be noted that 35 global indicators are not quantifiable and can usually be estimated by international organizations. The remaining parameters are uncertain (further consultations with government authorities are needed to assess their availability) or require methodological explanations from the interagency panel.

The challenges that may complicate the monitoring of progress against the SDGs include:

- globally: there is no methodology for determining a number of indicators; a number of indicators require the organization and implementation of special inspections; and the available methodology is scattered among numerous international organizations; and
- at the national level: there is a lack of methodology and techniques for calculating a number of indicators; a lack of analysis of national indicators' compliance with international standards; a lack of regulation that defines the Chief Executives Board for Coordination (CEB), which is responsible for monitoring the development

agenda at both the international and national level and for providing information; and a lack of a national information base that defines the necessity of introducing special tests.

Setting the targets for the Ukrainian SDGs and the indicators to monitor their progress requires a significant expansion of the existing information sector. It appears that a more efficient method would be to introduce special (sociological) sample studies that should be performed by non-specialized institutions with adequate authority and a good reputation. It would be sufficient to conduct such research once every five years, according to the terms of achieving the control target values of the SDG indicators: base (2015), 2020, 2025 and 2030. The surveys should provide the highest possible level of disaggregation of data (urban/rural, gender, level of education – primary or basic secondary, complete secondary, vocational, higher – the number of minor children, household size, and age – under 20 years, 20–29, 30–39, 40–49, 50–59, 60–69, 70 years and older) and be representative across Ukraine as a whole. As more detailed disaggregation is needed in most cases, it would be more efficient to conduct two comprehensive studies: one on the environment and a second on four key areas of action: equitable social development, sustainable economic growth, environmental protection, and efficient and transparent governance.





# Sustainable Development Goals: **Ukraine**

2017 NATIONAL BASELINE REPORT