

Age-Friendliness Research Case of Yongsan-Gu District

1. Overview of Age-Friendliness Research Case of Yongsan-Gu District

- The purpose of this age-friendliness research is to examine, analyze, and assess the needs of the elderly citizen, and to draw vision and action plans accordingly to have policies to support within physical, socio-economic environment, health care and social services. The goal is to recognize and provide a healthy and happy retirement through the implementation of such policies.
- The study set the sample groups of the elderly citizens in the following ranges: Age of 55-64, 65-74, and 75+. To have a multidimensional analysis, FGI (Focus Group Interview) was also done.
- The research selected questionnaires reflecting Yongsan-Gu's environmental characteristics, urban conditions, and eight major categories of evaluating items suggested by WHO GNAFCC.

Period	<ul style="list-style-type: none"> » Surveys: September 1, 2020 – September 25, 2020 » FGI (Focus Group Interview): November 5, 2020
Method	<ul style="list-style-type: none"> » 1-on-1 interview surveys by a structured questionnaire
Target Group	<ul style="list-style-type: none"> » The Age group of 55-64: 335 » The Age group of 65-74: 234 » The Age group of 75+: 181
Survey Area Distribution	<ul style="list-style-type: none"> » The 16 dong¹⁾ in Yongsan-gu <ul style="list-style-type: none"> - Section 1: Itaewon 1-dong, Itaewon 2-dong, Hannam-dong, Seobinggo-dong, Bogwang-dong - Section 2: Huam-dong, Yongsan 2 ga-dong, Namyong-dong - Section 3: Wondo 2 -dong, Hyochang-dong, Yongmun-dong, Ichon 2-dong - Section 4: Cheongpa-dong, Wonhyoro 1-dong - Section 5: Hangangno-dong, Ichon 1-dong - Section 1: 31.5% (237) - Section 2: 16.6% (125) - Section 3: 20.3% (153) - Section 4: 11.8% (89) - Section 5: 19.7% (148)
Contents	<ul style="list-style-type: none"> » The current conditions of the elderly <ul style="list-style-type: none"> - 3 questions on daily life, 3 questions on health assessment, 8 questions on the environment/neighborhood, 5 questions about work/jobs, 2 questions on cultural activities, 2 questions on respect and protections, 4 questions on support and care. » Eight major Categories of Age friendliness evaluation <ul style="list-style-type: none"> - 10 questions on Exterior spaces/buildings, 10 questions on housing, 8 questions on transportation, 8 questions on social participation/inclusion, 10 questions on work/volunteer jobs, 8 questions on social respect and considerations, 8 questions on communication and information , and 8 questions on community support and health.

2. Comprehensive Results of Age-Friendliness Evaluation

1) The Current Conditions of the Elderly

(1) Daily life

- Satisfaction – Average 67.9 % are satisfied
 - Satisfaction rate is high in relationships with the following: Spouse (90%), children (79%), Friends/relatives (70%).
- The highest demand for information was on medical facilities (29.8%).
 - 1. Medical facilities 29.8 %
 - 2. Work/Job information 23.5%
 - 3. Social welfare facilities 16.8 %
- The majority answered that they obtain the most information from the televisions (42.9%).
 - 1. TV 42.9%
 - 2. Internet(Smartphones,computers) 20.7%
 - 3. References(Family, Friends) 15.6%



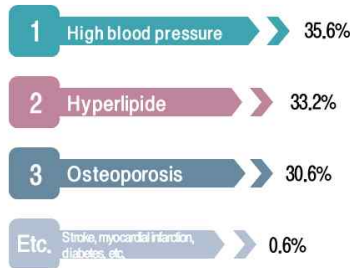
(2) Health assessment

- 58.8% answered their overall condition is “healthy.”
- The most common chronic disease is high blood pressure (35.6%).
 - 1. High blood pressure 35.6 %
 - 2. hyperlipidemia 33.2%
 - 3. Osteoporosis 30.6%
 - 4. etc. (Stroke, myocardial infarction, diabetes, etc.) 0.6%

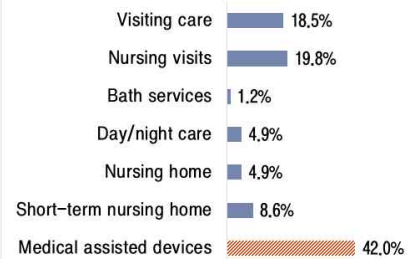
Overall Health Condition
(Self checking)



Chronic Diseases
(for more than 3 months)

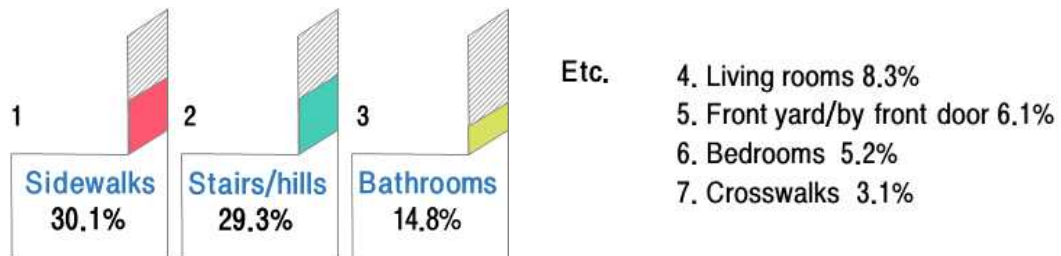


The Services in Current Use



(3) Environment of neighborhood

- 97.2 % experienced falls and it happened the most in the streets (30.1%), stairs (29.3%,) and bathrooms (14.8%).



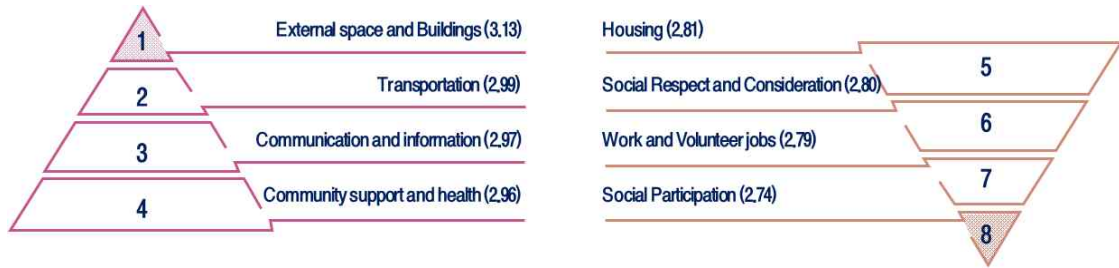
- Satisfaction level in the current housing is lowest in the following two categories: toilet safety equipment (anti-slip, safety handle, etc.) (51.6%), and the interior structure (layout of the house and a type) (64.2%).
- The dissatisfaction with the living environment is as follows: Various convenience facilities (supermarket, bank, etc.) (25.2%), Social welfare facilities (including leisure and culture) (23.6%), use of medical facilities (22.8%), The parks (15.8%), use of public transportation (8.5%), and risk of crime (4.1%).
- The most inconvenient parts of going out are as follows: stairs/steep hills (38.6%), getting on and off public transportation (12.0%), neglected roads (7.5%).
 - It was also followed by shortness of parking spots (6.8%), street-parked cars (5.7%), and not enough resting areas (4.2%).
- The most commonly used public transportation is bus (36.3%) and subway (32.4%) was the second.
 - The rest follows as to walk (14.9%), car (10.2%), taxi (2.7%), bike (1.9%), motorcycle (1.4%), and electric wheelchair (0.1%).
- 42.6 % of the elderly answered they have never driven before. 30.6% of them answered that they used to drive and 26.8% were still driving.
 - The most demanded supports for those who still drive are the following: improved

tests of physical and cognitive functions of older drivers (38.3%), a system of returning drivers' licenses for the elderly (33.1%), indication of the elderly drivers (18.0%), and improved education on driving safety for the elderly (10.6%).

2) Analysis of the Evaluation of Age-Friendliness by Eight Major Categories

(1) Comparison of averages by section

- In order to figure age-friendliness among those who are older than 55 living in Yongsan-Gu, it was investigated in eight major categories as the following: exterior spaces/buildings, housing, transportation, social participation/inclusion, work/volunteer jobs, overall social respect and considerations, communication and information, and community support/health.
 - The answers for the questionnaires were divided into five levels which were: “Never” , “Unlikely” , “Normal” , “likely” and “mostlikely” . The total score is 5.0 meaning 100% of age-friendliness.
- The average score of eight categories is 2.90 points (total of 5.0 points). The highest score is 3.13 points in exterior space/buildings.
 - Age-friendliness of Yongsan-Gu is 58% when converted to percentage.
 - Exterior buildings (3.13 points), public transportation (2.99 points), communication and information (2.97 points), and community support and health (2.96 points) are scored higher than total average.
 - Housing (2.91 points), Overall social respect and consideration (2.80 points), Work and volunteer jobs (2.79 points), and social participation (2.74 points) are lower than the total average.
- The average score of the eight categories is highest at 2.94 points for the age group 75+. It is followed by the age group 55-64 with a score of 2.90 points and the age group 65-74 with a score of 2.86 points.
- The average score is highest at 3.10 points (62%) in the section 4. It is followed by section 2 with a score of 2.93 points (58.6%), section 1 and 3 with a score of 2.85 points (57%) and section 5 with a score of 2.70 points (54%).
 - Section 1: Itaewon 1-dong, Itaewon 2-dong, Hannam-dong, Seobinggo-dong, and Bogwang-dong
 - Section 2: Huam-dong, Yongsan 2 ga-dong, and Namyong-dong
 - Section 3: Wondo 2 -dong, Hyochang-dong, Yongmun-dong, and Ichon 2-dong
 - Section 4: Cheongpa-dong and Wonhyoro 1-dong
 - Section 5: Hangangno-dong and Ichon 1-dong



8대 영역별 평균 비교

(2) Evaluation result on each of eight categories

① Exterior spaces/buildings

- The average score is the highest among other eight categories at the score of 3.13 (62.6% when converted in percentage).
 - However, there still are not enough facilities and safety systems for a fall, disease, injuries, etc.
 - Public buildings do not have a special service for the elderly, such as a reception for the elderly.
 - The age friendliness score by the age group of 65–74 was the lowest.
 - The age–friendliness by sections in descending order is as follows: Section 2, section 4, section 3, section 1, and section 5.

② Housing

- The average score of the “housing” category was 2.81 points (56.2%).
 - The housing category had a generally low score.
 - Nursing service and accessibility to public transportation and amenities were not considered in this category.
 - The housing environment did not have the necessary installments such as the following: safety bars in bathrooms, ramp, emergency bells, etc.
 - The older age group, especially the age group of 65–74 scored the lowest.
 - The age–friendliness by sections in descending order is as follows: section 2, section 4, section 5, and section 1 / section 3.

③ Transportation

- The average score of “transportation” category was 2.99 points (59.8%).
 - There is no reserved parking or priority parking spaces for the elderly.
 - Lack of indications such as signs and stickers for the self–driving elderly.
 - It is showing a higher score than average in all the age groups.
 - The age friendliness is high in order by sections as follows: section 4, section 1, section 3, section 2, and section 5.

④ Social participation/inclusion

- The average score of “social participation/inclusion” is 2.74 points (58.4%).
 - It is generally perceived as there are not enough events or spaces to have intergenerational activities.
 - Lots of the elderly feel the methods and procedures to participate in social activities are not easy and convenient to access.
 - The older age group recognize more of the shortage of facilities and opportunities to solve and prevent intergenerational conflicts.
 - The age-friendliness by sections in descending order is as follows: section 4, section 2, section 3, and section 5.

⑤ Work/volunteer jobs

- The average score is 2.79 points (55.8%), and it is relatively low compared with other categories.
 - There is not enough job training that considers individual aptitudes and abilities.
 - There is not enough information on available jobs and starting up businesses that could take advantage of their experiences after retirement.
 - The age group of 55–64 recognize the lack of jobs and opportunities the most.
 - The age-friendliness by sections in descending order is as follows: section 4, section 1, section 2, section 3, and section 5.

⑥ Overall social respect and considerations

- The average score is 2.80 points (56.0%) and it is lower than the total average score (2.90 points).
 - There is a lack of school education on the aging and the elderly.
 - There are also not enough opportunities for the elderly to participate in school events.
 - There is a lack of opportunities for the elderly to pass on knowledge and experience as advisors to the younger generation.
 - The age group 55–56 and the age group 65–74 recognize the insufficiency the most.
 - The age-friendliness by sections in descending order is as follows: section 4, section 1, section 3, section 2, and section 5.

⑦ Communication and information

- The average score of the category “communication and information” is 2.97 points. The scores from all the age groups were higher than the average of age-friendliness 29.4%.
 - There is a need for accessible community newsletters and community broadcasts reflecting the interest of the elderly.

- There are difficulties to get help from a person in charge of guidance to use the internet.
- The scores from all the age groups are higher than the total average score.
- All the age groups recognize the insufficiency of personal help to access broadcast and internet use reflecting interest of the elderly in general.
- The age-friendliness by sections in descending order is as follows: section 4, section 1, section 3, section 2, and section 5.

⑧ Community support and health

- The average score of the area “community support and health” is 2.96 points. The scores from all the age groups were slightly higher than the total average score (Age-friendliness 59.2%).
- The public health center in Wonhyo-ro, Yongsan-Gu provides a free physical therapy and rehabilitation program, but the research indicates there still is a perception of shortage of facilities.
- There is a lack of countermeasures for natural disasters such as severe cold, heat waves and heavy rain.
- The score from the older age group is higher.
- The age-friendliness by sections in descending order is as follows: section 4, section 2, section 1 and 3, and section 5.