

City of Wilton Manors

2020 Wilton Drive • Wilton Manors, Florida 33305 • (954) 390-2120 • FAX (954) 390-2199



October 22, 2019

To: Wilton Manors City Commission
City Manager

From: Community Affairs Advisory Board

Subject: Age-Friendly Community Action Plan

Life's Just Better Here

Justin S. Flippen
Mayor

Tom Green
Vice Mayor

Julie A. Carson
Commissioner

Gary Resnick
Commissioner

Paul Rolli
Commissioner

Leigh Ann Henderson
City Manager

Kerry Ezrol
City Attorney

The Community Affairs Advisory Board (CAAB) was charged by the City Commission to spearhead the City's Age-Friendly Community initiative. On February 8, 2018 the City applied to AARP Florida and the World Health Organization (WHO) to become an Age-Friendly Community. Shortly thereafter, the City was approved as an Age-Friendly Community by AARP and WHO, with formal presentation made at the July 24, 2018 Commission Meeting. CAAB developed and implemented a resident Age-Friendly Community Survey and through its July 2019 deadline collected 159 responses. These responses were reviewed and became the basis for the City's Age-Friendly Community Action Plan. The Action Plan will be a living document wherein we will monitor the City's progress in various activities identified to make our community even more age-friendly and ensure that "*life's just better here*" for every one of every age.

The Community Affairs Advisory Board is proud to present the Age-Friendly Community Action Plan to you for your consideration before submitting it to AARP to document the Island City's performance and dedication to maintaining its Age-Friendly Community designation.

Bill Desautels, Chair

Robert Hadley, Vice Chair

Bryan Wilson

Ciatta Thompson

Barbara Clabaugh

Michael Sansevero

Liz Vocasek

Johnnie Goodnight, Staff Liaison/CAAB Secretary



City of Wilton Manors

2020 Wilton Drive

Wilton Manors, FL 33305

(954) 390-2100

Life's Just Better Here


Age-Friendly Community Action Plan



The Residences at Equality Park




Wheelchair Ramp to Strip Mall



YOUR SENIOR RESOURCE GUIDE

Life's just better here!... for Seniors and their Caregivers.



If you have a life threatening EMERGENCY call 9-1-1
If it's not an emergency contact Police Dispatch at 954.764.4357

Get valuable information on the City's website at: www.wiltonmanors.com

Senior Resource Guide



Lowered Meters



What's Inside

- Introduction.....2
- Initiative Presented to City.....2
- Mayor Letter of Support.....2
- AARP Membership Application.....3-5
- Acceptance into Network.....6
- Public Outreach.....7
- Resident Satisfaction Survey.....7
- Age-Friendly Survey Overview.....7
- Actual Age-Friendly Survey.....7-11
- Survey Distribution.....12
- Self-Evaluation.....13
- Survey Results.....13-44
- Action Plan.....45
- Action Log.....46
- Recent Projects.....47
- Conclusion.....48

October 22, 2019



1.0 Introduction

1.1 Initiative Presented to the City of Wilton Manors

Life's Just Better Here

In late 2017/early 2018, Ken Reinhardt, AARP Advocate, initially introduced the concept of the AARP Livable Communities and Age-Friendly Communities to the City of Wilton Manors and concerned residents Paul Rolli, Tracy Stafford, and Roger Wilson met with the City Manager to voice support of the program. On February 8, 2018 Mayor Gary Resnick signed a letter supporting Wilton Manors' application and dedication to the Age-Friendly Network.

1.2 Mayor's Letter of Support

City of Wilton Manors

2020 Wilton Drive • Wilton Manors, Florida 33305 • (954) 390-2120 • FAX (954) 390-2199



Life's Just Better Here

Gary Resnick
Mayor

Justin S. Flippen
Vice Mayor

Scott Newton
Commissioner

Julie A. Carson
Commissioner

Tom Green
Commissioner

Leigh Ann Henderson
City Manager

Kerry Ezrol
City Attorney

February 8, 2018

Mr. Jeff Johnson
AARP Florida State Director
360 Central Ave. Ste. 1750
St. Petersburg, FL 33701

Dear Mr. Johnson:

On behalf of the City of Wilton Manors, we are excited about the opportunity to join with AARP Florida and the World Health Organization (WHO) to become an Age-Friendly Community. Along with other selected communities in the nation, Wilton Manors is committed to promoting policies to make American cities more friendly to their aging populations.

Ensuring that any community is age-friendly is especially beneficial to the LGBT population who faces particular challenges in this regard, and the City of Wilton Manors is proud to be one of the highest populated LGBT communities in the nation.

Our city has a 7-member Community Affairs Advisory Board (CAAB) that has assumed the challenge of improving our status as an Age-Friendly Community and recently published our City's "Senior Resource Guide" which is full of information regarding services, activities, and service providers in our City, County, and State – and even contact information for services at the National level. This group will remain dedicated to ensuring that our aging residents have the resources to be healthy, independent and integrated into our community.

As a participant in the national network of communities, it is the intent of our City to:

- Promote the involvement of our older residents in the effort to improve our age-friendly standing.
- Support our CAAB (advisory board) in its work on this task – which will include the development of an Action Plan to respond to the needs of our senior population.
- Commit to measuring and reporting Action Plan performance.

We look forward to working with AARP Florida staff and volunteers to ensure our community has the appropriate infrastructure in place so we can all age with dignity. We are well on our way to beginning this discussion with our local AARP Advocate Ken Reinhardt and look forward to building on this relationship.

Sincerely,

Gary Resnick
Mayor

Cc: CAAB
City Commission/City Manager
Ken Reinhardt, AARP Advocate



Life's Just Better Here

1.3 Application to AARP



Membership Application

To join the AARP Network of Age-Friendly Communities and the World Health Organization Global Network of Age-Friendly Cities and Communities

- If you have questions while completing this form, please email livable@aarp.org.
- If you need additional space for answering the questions you may add an additional sheet of paper.

APPLICATION SUBMISSION DATE: 1/29/2018

Section 1: COMMUNITY DETAILS

NAME OF THE COMMUNITY: City of Wilton Manors

STATE: Florida

POPULATION SIZE: 12,682 (US census)

PERCENTAGE OF RESIDENTS ABOVE THE AGE OF 60: 15% - 65 and older – per 2010 census

NAME AND TITLE OF THE ELECTED OFFICIAL SIGNING THE OFFICIAL COMMITMENT: Gary Resnick, Mayor

OFFICE ADDRESS OF THE SIGNER: 2020 Wilton Drive, Wilton Manors, FL 33305

Section 2: COMMUNITY CONTACT FOR THE AARP NETWORK OF AGE-FRIENDLY COMMUNITIES

The community contact is the local staff member or volunteer who is primarily responsible for carrying out the community-level work — it is not the responsible AARP staff member.

NAME: Johnnie Goodnight

POSITION: Office Manager – City Manager's Office

EMAIL ADDRESS: jgoodnight@wiltonmanors.com

TELEPHONE NUMBER: (954) 390-2120

Please describe the named person's role in the city or community's age-friendly initiative:

The Office Manager of the City Manager's Office is the City Staff Liaison and Secretary of the City's Community Affairs Advisory Board (CAAB). CAAB has undertaken the initiative to lead the City's recognition as an Age-Friendly Community.



Life's Just Better Here

Section 3: COMMUNITY ACTIVITIES, ENGAGEMENTS and COLLABORATIONS

1) Please provide a brief summary of the community policies, programs and services that are targeted toward older people and how the community plans to become more age-friendly.

The City's Community Affairs Advisory Board has undertaken the goal of making the City of Wilton Manors more age-friendly. It recently created, printed and distributed the City's Senior Resource Guide for Seniors and their Caregivers – identifying services, programs, and resources for our Senior community.

2) How will the community engage and involve older people in the process of becoming a more age-friendly?

Communication will be created for the City's bi-monthly newsletter, the "Town Crier" to better distribute the Senior Resource Guide. The City also maintains a vulnerable population listing of individuals to check on before, during, and after an emergency event – such as a hurricane – an initiative will be undertaken to advertise this program and increase participation. The Age-Friendly Community program will be explained in a Town Crier article and solicit/survey for community input.

3) Briefly describe the mechanisms the community has or is planning to put in place to facilitate collaborative planning and implementation between different agencies and departments.

Primary mechanism will be the City's Community Affairs Advisory Board – and the bi-monthly newsletter as a means of communication to the residents.



Life's Just Better Here

Section 4: NETWORK MEMBERSHIP

Your answers to the following questions will help us complete your membership in the global age-friendly network and better enable us to understand how to support the network.

4) How do you hope to contribute to the AARP Network of Age-Friendly Communities and the World Health Organization Global Network of Age-Friendly Communities?

To support healthy aging in the City of Wilton Manors. Develop an understanding of the livability domains and establish goals to identify current conditions and achieve improvement.

5) What motivated your community to join the AARP Network of Age-Friendly Communities and the World Health Organization Global Network of Age-Friendly Communities?

The City met with AARP Advocate Ken Reinhardt to learn about these programs. Also, the City's Community Affairs Advisory Board has a keen interest in these programs and one particular member (Tracy Stafford) has also served on the County's Advisory Board for Persons with Disabilities, on City Council, as Mayor, and as a member of the Florida House of Representatives.

6) Please provide a digital (JPG, PNG or PDF) file or link of a logo or other image that represents your community.

The image resolution should be at least 72 dpi. As an example of an image, here's ours >



www.wiltonmanors.com



1.4 Acceptance to the Age-Friendly Communities Network

Formal presentation was made at the July 24, 2018 City of Wilton Manors Commission Meeting of the City's acceptance into the AARP/WHO Network of Age-Friendly Communities.

Life's Just Better Here





2.0 Public Outreach

2.1 Resident Satisfaction Survey

Life's Just Better Here

In January 2018, the City conducted a Resident Satisfaction Survey, a follow up to the survey conducted in 2014 in conjunction with its updated Strategic Plan. This survey measured residents' satisfaction with city services, quality of life, and ADA elements such as access to resources, safety and maintenance—and asked for resident suggestions for improving the quality of life in the City of Wilton Manors and what are seen as the biggest challenges facing the City during the next 5 years. The results of this survey are being used to modify the strategic plan goals and objectives and Age-Friendly Community Action Plan as appropriate.

2.2 Age-Friendly Community Survey

In 2018, the City applied to and was approved membership in the AARP and WHO networks of Age-Friendly Communities. The City is currently finalizing its 2018 Age-Friendly Community Survey of residents age 50 and older to understand their views and what will be needed as our residents age to make the City of Wilton Manors a great place to live, work, and play as they “age in place”. The responses to this survey will also be used as appropriate to modify the strategic plan goals and objectives, the City's ADA transition plan, and Age-Friendly Community Action Plan. This survey concentrates on the AARP 8 domains of livability:

- 1) Outdoor Spaces and Buildings
- 2) Transportation
- 3) Housing
- 4) Social Participation
- 5) Respect and Social Inclusion
- 6) Work & Civic Engagement
- 7) Communication and Information
- 8) Community and Health Services

The City's Community Affairs Advisory Board (CAAB) is spearheading the City's Age-Friendly Action Plan and notes that many elements toward making the City more age-friendly go hand-in-hand with ADA accessibility. One member of the Advisory Board also sits on our County's Advisory Board for Individuals with Disabilities and is keenly aware of and able to assist the City in matters which pertain to the status and welfare of disabled persons and focus on matters of discrimination, employment, and vocational training, as well as the present and future needs for public transportation services, facilities and programs for disabled individuals.



Life's Just Better Here



Life's Just Better Here

AGE-FRIENDLY COMMUNITY SURVEY 2018

An age-friendly community is a community that is designed for people to stay active, engaged, and healthy with dignity and enjoyment as they age. An age-friendly community is good for people of all ages and abilities. The Wilton Manors Age-Friendly Initiative is conducting this survey among residents age 50 and over to understand your views and what you'll need as you get older to make our community a great place to live, work, and play. Your responses will help inform our Age-Friendly Action Plan.

Date: _____

SECTION 1 – YOUR COMMUNITY

1. Which community do you live in? East, Central or West Wilton Manors?

- ₁ East ₂ Central ₃ West

2. What is your 5-digit zip code? _____

3. Are you age 50 or older?

- ₁ Yes
₂ No

4. How long have you lived in your community? Years _____ Months _____

5. How would you rate your community as a place for people to live as they age?

Poor	Fair	Good	Very Good	Excellent
<input type="checkbox"/> ₁	<input type="checkbox"/> ₂	<input type="checkbox"/> ₃	<input type="checkbox"/> ₄	<input type="checkbox"/> ₅

6. How important is it for you to remain in your current community for as long as possible?:

Not at all important	Not very important	Somewhat important	Very important	Extremely important
<input type="checkbox"/> ₁	<input type="checkbox"/> ₂	<input type="checkbox"/> ₃	<input type="checkbox"/> ₄	<input type="checkbox"/> ₅

7. How do you usually get around your community for things like shopping, visiting the doctor, running errands, or other things? CHECK ALL THAT APPLY

- | | |
|----------------------------------------------------------------|-----------------------------------------------------------------------|
| <input type="checkbox"/> ₁ Walk | <input type="checkbox"/> ₅ Private service for seniors/ADA |
| <input type="checkbox"/> ₂ Have others drive you | <input type="checkbox"/> ₆ Use public transportation |
| <input type="checkbox"/> ₃ Taxi/Uber/Lyft/Rideshare | <input type="checkbox"/> ₇ Ride a bike |
| <input type="checkbox"/> ₄ The City's Sr. Transport | <input type="checkbox"/> ₈ Drive yourself |
| | <input type="checkbox"/> ₉ Other: _____ |



Life's Just Better Here

8. How important is it for you to have the following in your community?

	Not at all important	Not very important	Somewhat important	Very important	Extremely important
a. Safe and enjoyable parks, places and buildings for you to live and be active.	<input type="checkbox"/> ₁	<input type="checkbox"/> ₂	<input type="checkbox"/> ₃	<input type="checkbox"/> ₄	<input type="checkbox"/> ₅
b. Reliable, accessible and safe transportation options for you to get around including walking, biking, transit, as well as driving.	<input type="checkbox"/> ₁	<input type="checkbox"/> ₂	<input type="checkbox"/> ₃	<input type="checkbox"/> ₄	<input type="checkbox"/> ₅
c. Housing that is affordable, accessible, and adapted to your needs.	<input type="checkbox"/> ₁	<input type="checkbox"/> ₂	<input type="checkbox"/> ₃	<input type="checkbox"/> ₄	<input type="checkbox"/> ₅
d. A wide range of opportunities for you to be social and interact with your neighbors in your community.	<input type="checkbox"/> ₁	<input type="checkbox"/> ₂	<input type="checkbox"/> ₃	<input type="checkbox"/> ₄	<input type="checkbox"/> ₅
e. A sense that older adults are welcomed and valued in all settings.	<input type="checkbox"/> ₁	<input type="checkbox"/> ₂	<input type="checkbox"/> ₃	<input type="checkbox"/> ₄	<input type="checkbox"/> ₅
f. A wide range of employment and entrepreneurship opportunities	<input type="checkbox"/> ₁	<input type="checkbox"/> ₂	<input type="checkbox"/> ₃	<input type="checkbox"/> ₄	<input type="checkbox"/> ₅
g. Opportunities to get involved in your local government and advocate for issues you care about.	<input type="checkbox"/> ₁	<input type="checkbox"/> ₂	<input type="checkbox"/> ₃	<input type="checkbox"/> ₄	<input type="checkbox"/> ₅
h. Access to information about services and opportunities.	<input type="checkbox"/> ₁	<input type="checkbox"/> ₂	<input type="checkbox"/> ₃	<input type="checkbox"/> ₄	<input type="checkbox"/> ₅
i. Quality health care and community based wellness and supportive services.	<input type="checkbox"/> ₁	<input type="checkbox"/> ₂	<input type="checkbox"/> ₃	<input type="checkbox"/> ₄	<input type="checkbox"/> ₅

9. How would you rate the following CURRENTLY in your community?

	Poor	Fair	Good	Very Good	Excellent
a. Safe and enjoyable parks, places and buildings for you to live and be active.	<input type="checkbox"/> ₁	<input type="checkbox"/> ₂	<input type="checkbox"/> ₃	<input type="checkbox"/> ₄	<input type="checkbox"/> ₅
b. Reliable, accessible and safe transportation options for you to get around including walking, biking, transit, as well as driving.	<input type="checkbox"/> ₁	<input type="checkbox"/> ₂	<input type="checkbox"/> ₃	<input type="checkbox"/> ₄	<input type="checkbox"/> ₅
c. Housing that is affordable, accessible, and adapted to your needs.	<input type="checkbox"/> ₁	<input type="checkbox"/> ₂	<input type="checkbox"/> ₃	<input type="checkbox"/> ₄	<input type="checkbox"/> ₅
d. A wide range of opportunities for you to be social and interact with your neighbors in your community.	<input type="checkbox"/> ₁	<input type="checkbox"/> ₂	<input type="checkbox"/> ₃	<input type="checkbox"/> ₄	<input type="checkbox"/> ₅
e. A sense that older adults are welcomed and valued in all settings.	<input type="checkbox"/> ₁	<input type="checkbox"/> ₂	<input type="checkbox"/> ₃	<input type="checkbox"/> ₄	<input type="checkbox"/> ₅
f. A wide range of employment and entrepreneurship opportunities.	<input type="checkbox"/> ₁	<input type="checkbox"/> ₂	<input type="checkbox"/> ₃	<input type="checkbox"/> ₄	<input type="checkbox"/> ₅
g. Opportunities to volunteer and get involved in your local government.	<input type="checkbox"/> ₁	<input type="checkbox"/> ₂	<input type="checkbox"/> ₃	<input type="checkbox"/> ₄	<input type="checkbox"/> ₅
h. Access to information about services and opportunities.	<input type="checkbox"/> ₁	<input type="checkbox"/> ₂	<input type="checkbox"/> ₃	<input type="checkbox"/> ₄	<input type="checkbox"/> ₅
i. Quality health care and community based wellness and supportive services.	<input type="checkbox"/> ₁	<input type="checkbox"/> ₂	<input type="checkbox"/> ₃	<input type="checkbox"/> ₄	<input type="checkbox"/> ₅



Life's Just Better Here

10. How often do you have contact with family, friends, or neighbors who do not live with you? This interaction could be by phone, in person, email or social media (such as Facebook).

- ₇ Multiple times a day ₄ Once a week ₁ Less than monthly
₆ Every day ₃ Once every 2 or 3 weeks ₀ Never
₅ Several times a week ₂ Once a month

SECTION 2 - ABOUT YOU

11. What is your gender?

- ₁ Male ₂ Female ₃ Trans ₄ Prefer to self-identify: _____

12. What is your age as of your last birthday? [AGE IN YEARS]

13. What is your current marital status?

- ₁ Single, never married ₄ Separated
₂ Married ₅ Divorced
₃ Not married, living with partner or significant other ₆ Widowed

14. Does any disability or chronic disease keep you and/or your spouse or partner from fully participating in work, school, housework or other activities? [CHECK ONLY ONE]

- ₁ Yes, myself ₃ Yes, both me and my spouse or partner
₂ Yes, my spouse or partner ₄ No

15. What is the highest level of education you have completed?

- ₁ K-12th grade (no diploma) ₅ 4-year college degree
₂ High school graduate, GED or equivalent ₆ Post-graduate study (no degree)
₃ Post-high school education/training (no degree) ₇ Graduate or professional degree(s)
₄ 2-year college degree

16. Which of the following best describes your current employment status?

- ₁ Self-employed full-time ₅ Retired and not working at all
₂ Self-employed part-time ₆ Unemployed and looking for work
₃ Employed full-time ₇ Or are you not in the labor force for other reasons
₄ Employed part-time

17. Do you currently volunteer in the community?

- ₁ Yes ₂ No

If No, why? _____

18. What is the main language spoken in your home?

- ₁ English ₂ Spanish ₃ Haitian/Creole ₄ Other: _____

19. What is your sexual orientation?

- ₁ Gay/Lesbian ₂ Straight ₃ Bi-Sexual ₄ Self-identify: _____



Life's Just Better Here

20. What is your race and/or ethnicity? [CHECK ALL THAT APPLY]

- ₁ Black
- ₂ White or Caucasian
- ₃ Asian
- ₄ Native American or Alaskan Native
- ₅ Native Hawaiian or Pacific Islander
- ₆ Or are you some other race? _____
- ₇ Hispanic

21. Thinking about state elections for Florida Governor and Legislators in the last five years, how often would you say you voted?

- ₁ Always
- ₂ Most of the time
- ₃ About half of the time
- ₄ Seldom
- ₅ Never

22. What was your annual household income before taxes in 2017?

- ₁ Less than \$10,000
- ₂ \$10,000 to \$19,999
- ₃ \$20,000 to \$29,999
- ₄ \$30,000 to \$49,999
- ₅ \$50,000 to \$74,999
- ₆ \$75,000 to \$99,999
- ₇ \$100,000 to \$149,999
- ₈ \$150,000 or more

23. In general, how often do you go online to access the Internet for things like sending or receiving email, getting news and information, paying bills or managing finances or buying products or services? This includes access from home, work, a mobile device (such as a smartphone), or someplace else.

- ₁ Several times a day
- ₂ About once a day
- ₃ 3-6 days a week
- ₄ 1-2 days a week
- ₅ Once every few weeks
- ₆ Once a month or less
- ₇ Never go online

24. In general, what ways do you prefer to learn about opportunities, services, events or programs available to you in the community? (Please check all that apply).

- ₁ Flyers
- ₂ Mail
- ₃ Newspaper
- ₄ Radio
- ₅ Television
- ₆ Email
- ₇ Websites
- ₈ Social Media sites (Facebook, etc)

25. Please use the space below for any additional comments. i.e., what you like most/least about the City of Wilton Manors, or ideas to make the city more age-friendly.

SECTION 3 – LEARN MORE

Would you like to receive information about the Age-Friendly Initiative and ways to get involved? If so, please provide your contact information below. This information will only be used to contact you about Age-Friendly events or opportunities in Wilton Manors.

Name: _____

Phone _____

Email: _____

*Thank you for completing this survey and providing this information toward an age-friendly Wilton Manors
Please return this survey to Wilton Manors City Hall – 2020 Wilton Drive - Wilton Manors, FL 33305.*



2.2.1 Age-Friendly Community Survey Distribution

Life's Just Better Here

Initial grassroots efforts in distributing the survey began after approval of the final version of the survey in the Community Affairs Advisory Board (CAAB) meeting of November 7, 2018.

The survey was added to the City's website, with the website and social media posts calling for submission of the survey. Hard copies of the survey were made available at various City facilities, including City Hall, the City's Richard C. Sullivan Public Library, and the Hagen Park Community Center. The number of responses, initially, was disappointing.

On Wednesday, March 6, 2019, CAAB approved the created of a Survey Monkey version of the survey, and the insertion of the survey into the Town Crier—the City's bi-monthly newsletter. CAAB approved covering the expense of both of these initiatives.

The full four-page survey was included in the May/June issue of the Town Crier, with a full page write up of the City's Age-Friendly Community efforts, and links to the survey on the City's website and the on-line Survey Monkey versions of the survey which were not available in English, Creole and Spanish.

Additional promotion was made of the City's Senior Resource Guide which details the City's many senior services including transportation services, recreation classes, field trips and library book delivery. And promotion of senior services offered by non-profit organizations located in the City: The Pride Center at Equality Park, SunServe, Poverello, SAGE (Senior Action in a Gay Environment), and the South Florida Institute on Aging (SoFIA).

These additional efforts helped increase the number of surveys being completed, and a deadline for the receipt of surveys of July 31, 2019 was established.

May/June 2019 TOWN CRIER CITY OF WILTON MANORS	Page 12
Community Affairs Advisory Board	
	<p>The City of Wilton Manors has been approved as an Age-Friendly Community by both AARP and the World Health Organization (WHO). The City's Community Affairs Advisory Board (CAAB) is currently conducting a survey to identify needs in the community and develop an action plan to make our City even more age-friendly. You can help by completing the survey which can be accomplished in several ways—</p> <p>Complete the paper-copy in the center of this issue of the Town Crier and submit it to City Hall;</p> <p>Complete and save the pdf version that can be found on the City's website here: http://www.wiltonmanors.com/DocumentCenter/View/4538/Wilton-Manors-AFI-Survey-Short-10-03-18-Fillable and email it to community@wiltonmanors.com;</p> <p>or, complete the Survey Monkey version that can be found here: https://www.surveymonkey.com/r/D5YXPX2. The survey is also available in Creole: www.surveymonkey.com/r/WiltonAgeFriendlyHC and Spanish: www.surveymonkey.com/r/AgFriendlySurveyES.</p> <p>Did you know...that CAAB created and distributed "Your Senior Resource Guide" to highlight City, County, State and Federal services and resources for our senior community? The resource guide is available at City Hall and here on the City's website: http://www.wiltonmanors.com/DocumentCenter/View/3109/Senior-Citizen-Programs-Services-Brochure?bidId= The City of Wilton Manors offers senior transportation services, special classes for the senior community like "Brains & Balance Past 60"[™] and chair volleyball and also conducts senior field trips, maintains a special needs database and provides free Library book delivery to residents who are unable to come to the Library! Wilton Manors is also rich with non-profit organizations that provide senior services—such as The Pride Center at Equality Park, SunServe, Poverello, and SAGE (Senior Action in a Gay Environment) of South Florida. The South Florida Institute on Aging (SoFIA) also has offices here in Wilton Manors and provides economic security, civic engagement and caregiving services to empower people as they age. SoFIA recently made a presentation at a monthly CAAB meeting to outline their many services. You can learn more about SoFIA at TheSoFIA.org - they are always looking for volunteer seniors to help seniors! CAAB meets the first Wednesday of every month (except July) at 7p.m. in the Commission Chambers at City Hall—all are welcome!</p> <p>The Community Affairs Advisory Board helps maintain our high quality of life in Wilton Manors by participating in or providing financial support of various civic projects or community events, such as the annual Skip Stadnik Community Spirit Awards to recognize outstanding volunteerism, participating in the annual Taste of the Island, sponsoring Art Gallery21 exhibits and more.</p> <p>Please help us identify more ways to make LIFE JUST BETTER HERE! Please complete the survey today!</p> 
 <p>YOUR SENIOR RESOURCE GUIDE</p> <p><i>Life's just better here!... for Seniors and their Caregivers.</i></p>  <p>If you have a life threatening EMERGENCY call 9-1-1 If it's not an emergency contact Police Dispatch at 954.764.4357 ***</p> <p>Get valuable information on the City's website at: www.wiltonmanors.com</p>	

3.0 Self-Evaluation and Summary of Findings

3.1 Self-Evaluation

Life's Just Better Here

The City of Wilton Manors prides itself on being welcoming to all, a place where diversity is not tolerated, but embraced. This includes people of all races, cultures, abilities, sexual orientation, religion, you name it! The City has long been known as having a large concentration of LGBT+-friendly businesses and has long been a tourist and resident destination from around the globe. We pride ourselves on being ADA compliant, with the establishment of an ADA Action Plan and now equally so to our aging population with this Age-Friendly Action Plan. We trust that the survey and outreach to our residents will show they know that the City of Wilton Manors is a great place for people to live as they age, and we look forward to creating an action plan to continue to show why *Life's Just Better Here!*



3.2 Survey Results

The City of Wilton Manors began surveying residents with its “Age-Friendly Community Survey” in late 2018 with a deadline of survey receipt of July 31, 2019.

Approximately 160 surveys were received back from city residents with responses as reported on the following pages.

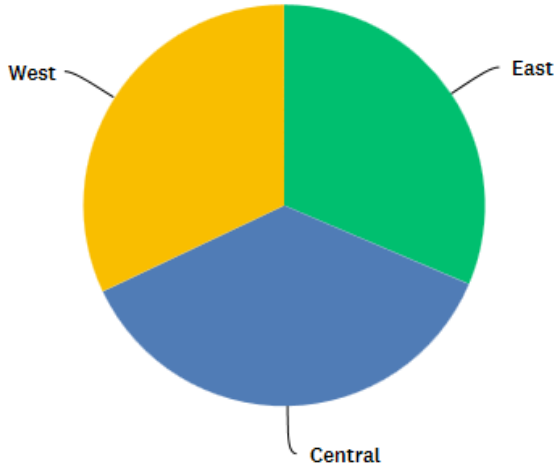
Wilton Manors Age-Friendly Survey

Q1



Which community do you live in? East, Central or West Wilton Manors.

Answered: 156 Skipped: 3



ANSWER CHOICES	RESPONSES	
East	31.41%	49
Central	36.54%	57
West	32.05%	50
TOTAL		156

Respondents were split fairly even among the 3 city neighborhoods: East, Central and West.

Q2



What is your five-digit zip code

Answered: 155 Skipped: 4

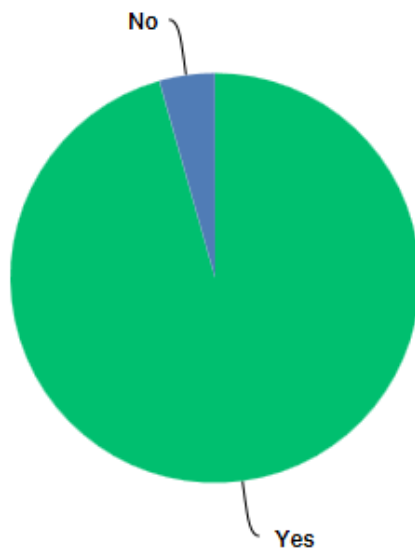
Reported As:	Number Reported:
33304	2
33305	63
33306	2
33308	1
33311	48
33334	39
	155

Q3



Are you 50 or older?

Answered: 159 Skipped: 0



ANSWER CHOICES	RESPONSES	
Yes	95.60%	152
No	4.40%	7
TOTAL		159

The majority of respondents (152 or 96%) were in the target group of age or older. Responses of 7 or 4.4% allowed for the (albeit small) perspective of the under 50 population.

Q4



How long have you lived in this community?

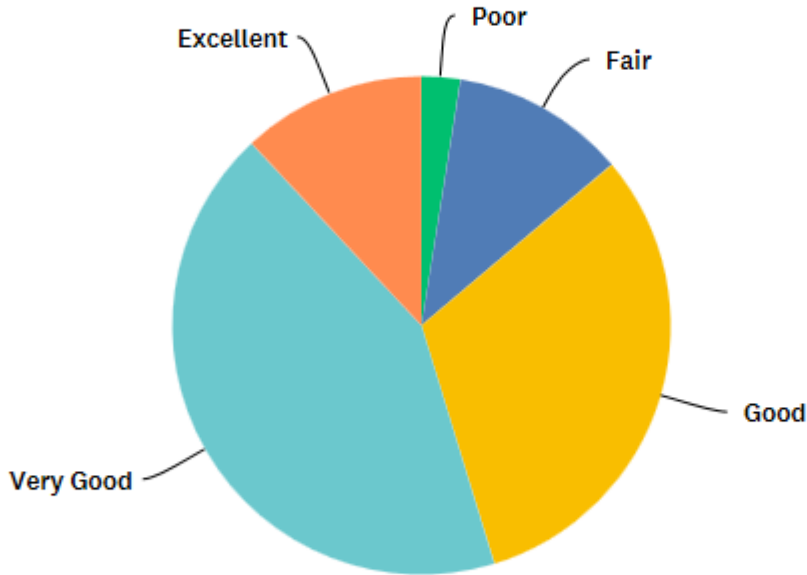
Answered: 159 Skipped: 0

Answers range from less than 1 year to 71 years.
The average number of years reported is: 18



How would you rate your community as a place for people to live as they age?

Answered: 159 Skipped: 0



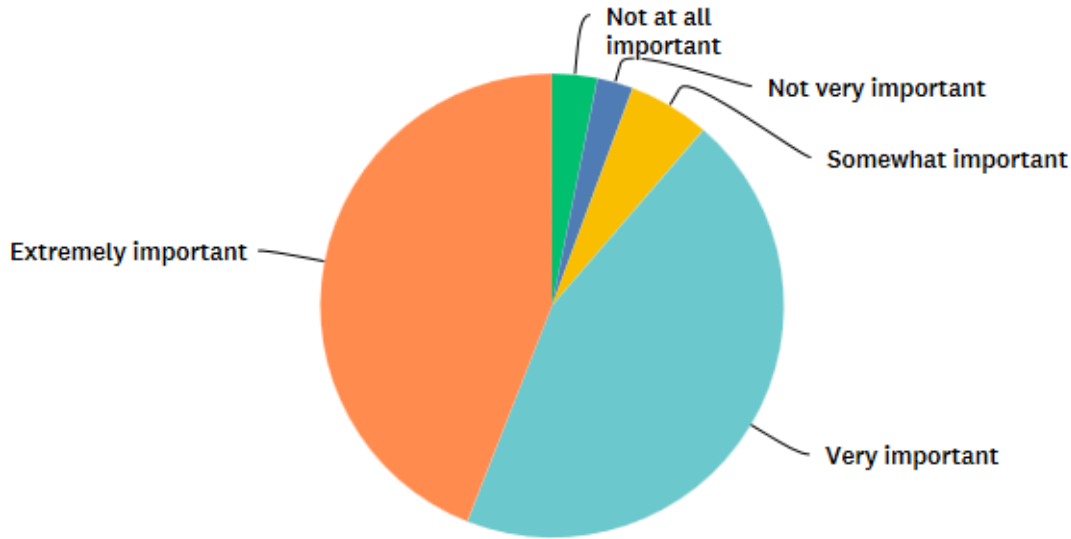
	POOR	FAIR	GOOD	VERY GOOD	EXCELLENT	TOTAL	WEIGHTED AVERAGE
(no label)	2.52% 4	11.32% 18	31.45% 50	42.77% 68	11.95% 19	159	3.50

The highest number of respondents rated Wilton Manors as a “very good” place for people to live as they age (@ 42.77% - 68 of 159 respondents). Only 4 respondents or 2.5% rated the City as a “poor” place for people to live as they age and only 18 or 11% rated it as fair. The City was rated “good” by 50/31% of respondents – while 12% or 19 respondents rated it as “excellent”. The weighted average is 3.5 – or in the middle of good/very good.



How important is it for you to remain in your current community for as long as possible?

Answered: 159 Skipped: 0



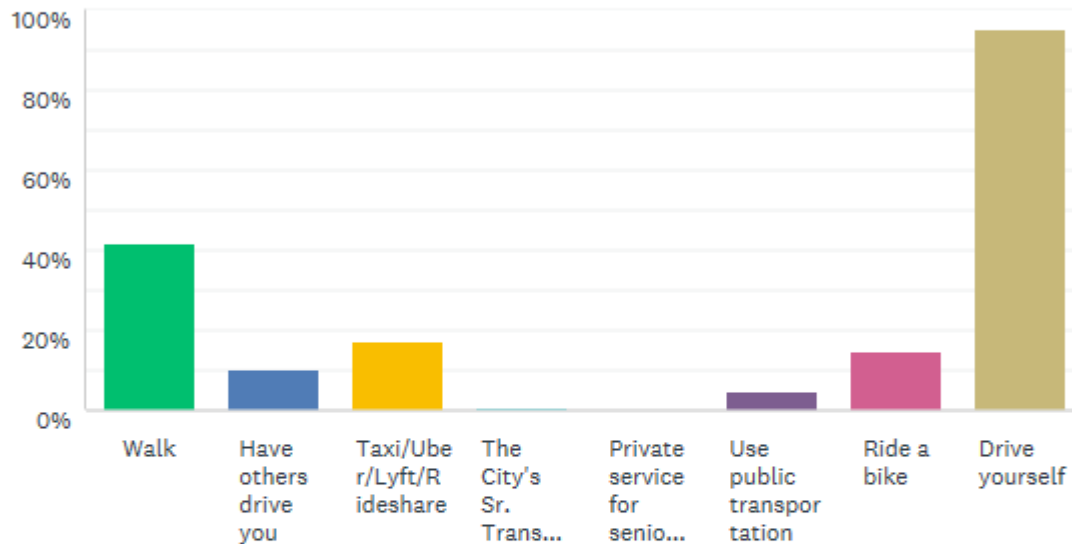
	NOT AT ALL IMPORTANT	NOT VERY IMPORTANT	SOMEWHAT IMPORTANT	VERY IMPORTANT	EXTREMELY IMPORTANT	TOTAL	WEIGHTED AVERAGE
(no label)	3.14% 5	2.52% 4	5.66% 9	44.65% 71	44.03% 70	159	4.24

71 or 44.7% of respondents responded that it is “very important” to remain in their current community for as long as possible – followed by 70 or 44% responding that it is “extremely important”. Only 9 responded that it is only “somewhat important”, 5 at “not important at all” and 4 at “not very important”.



How do you usually get around your community for things like shopping, visiting the doctor, running errands, or other things? (CHECK ALL THAT APPLY)

Answered: 159 Skipped: 0



ANSWER CHOICES	RESPONSES	
Walk	41.51%	66
Have others drive you	10.06%	16
Taxi/Uber/Lyft/Rideshare	16.98%	27
The City's Sr. Transport	0.63%	1
Private service for seniors/ADA	0.00%	0
Use public transportation	4.40%	7
Ride a bike	14.47%	23
Drive yourself	94.97%	151
Total Respondents: 159		

The majority of respondents reported that they usually drive themselves to get around the community for things like shopping, visiting the doctor, running errands, or other things. This was followed by walking – at 66 respondents, and taxi/Uber/Lyft/Rideshare at 27 users. The question allowed for multiple responses.

Two respondents provided comments:

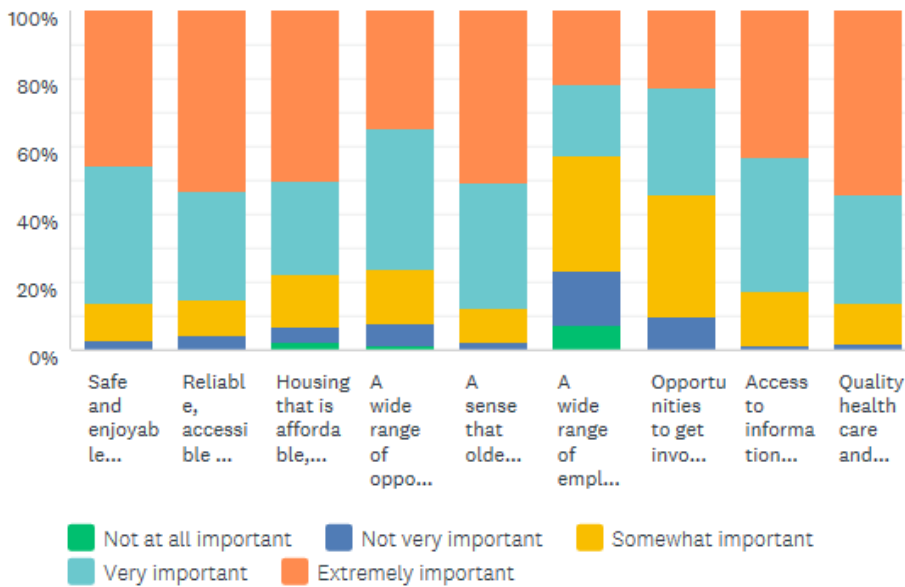
Use a power wheelchair.

Would like to walk more, but Andrews Ave. is too unsafe.



How important is it for you to have the following in your community?

Answered: 159 Skipped: 0



	NOT AT ALL IMPORTANT	NOT VERY IMPORTANT	SOMEWHAT IMPORTANT	VERY IMPORTANT	EXTREMELY IMPORTANT	TOTAL
Safe and enjoyable parks, places and buildings for you to live and be active.	0.00% 0	3.14% 5	10.69% 17	40.88% 65	45.28% 72	159
Reliable, accessible and safe transportation options for you to get around including walking, biking, transit, as well as driving.	0.63% 1	3.77% 6	10.69% 17	32.08% 51	52.83% 84	159
Housing that is affordable, accessible, and adapted to your needs.	2.56% 4	4.49% 7	15.38% 24	27.56% 43	50.00% 78	156
A wide range of opportunities for you to be social and interact with your neighbors in your community.	1.26% 2	6.92% 11	15.72% 25	41.51% 66	34.59% 55	159

A sense that older adults are welcomed and valued in all settings.	0.00% 0	2.52% 4	10.06% 16	37.11% 59	50.31% 80	159
A wide range of employment and entrepreneurship opportunities.	7.64% 12	15.92% 25	33.76% 53	21.02% 33	21.66% 34	157
Opportunities to get involved in your local government and advocate for issues you care about.	0.63% 1	9.43% 15	35.85% 57	31.45% 50	22.64% 36	159
Access to information about services and opportunities.	0.00% 0	1.26% 2	16.35% 26	39.62% 63	42.77% 68	159
Quality health care and community based wellness and supportive services.	0.63% 1	1.27% 2	12.03% 19	32.28% 51	53.80% 85	158

Overall, respondents agree that all elements are important to have in our community.

The least important element appears to be “a wide range of employment and entrepreneurship opportunities”, which received 37 or 25% “not at all important” or “not very important” responses.

With these assigned weights:

1 Not at all important; 2 Not very important; 3 Somewhat important; 4 very important and 5 Extremely important,

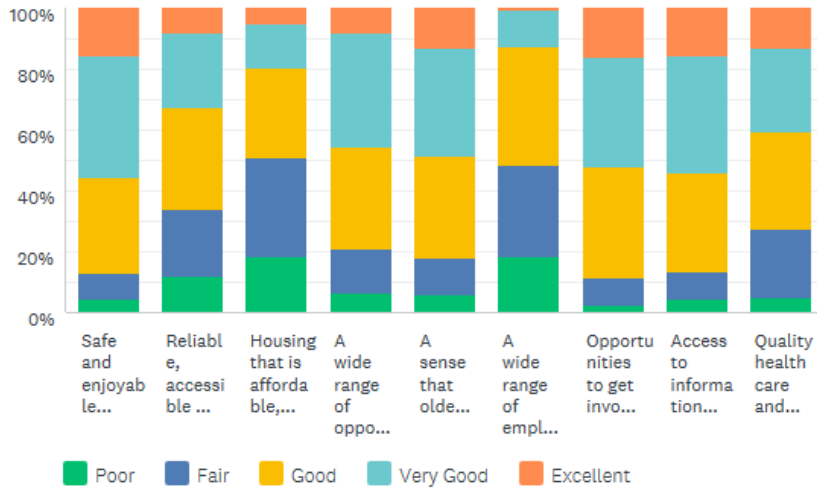
Weighted average responses rank the elements in this order:

Quality healthcare and community based wellness and supportive services	4.37
Sense that older adults are welcomed and valued in all settings	4.35
Reliable, accessible and safe transportation options for you to get around	4.33
Safe and enjoyable parks, places and building for you to live and be active	4.28
Access to information about services and opportunities	4.24
Housing that is affordable, accessible and adapted to your needs	4.18
Wide range of opportunities for you to be social and interact with your neighbors	4.01
Opportunities to get involved in your local government and advocate for issues you care about	3.66
A wide range of employment and entrepreneurship opportunities	3.33



How would you rate the following CURRENTLY in your community?

Answered: 159 Skipped: 0



	POOR	FAIR	GOOD	VERY GOOD	EXCELLENT	TOTAL
Safe and enjoyable parks, places and buildings for you to live and be active.	4.40% 7	8.81% 14	31.45% 50	39.62% 63	15.72% 25	159
Reliable, accessible and safe transportation options for you to get around including walking, biking, transit, as well as driving.	11.95% 19	22.01% 35	33.33% 53	24.53% 39	8.18% 13	159
Housing that is affordable, accessible, and adapted to your needs.	18.47% 29	32.48% 51	29.30% 46	14.65% 23	5.10% 8	157
A wide range of opportunities for you to be social and interact with your neighbors in your community.	6.29% 10	14.47% 23	33.96% 54	37.11% 59	8.18% 13	159
A sense that older adults are welcomed and valued in all settings.	5.77% 9	12.18% 19	33.33% 52	35.90% 56	12.82% 20	156

A wide range of employment and entrepreneurship opportunities.	18.30% 28	30.07% 46	39.22% 60	11.76% 18	0.65% 1	153
Opportunities to get involved in your local government and advocate for issues you care about.	2.56% 4	8.97% 14	36.54% 57	35.90% 56	16.03% 25	156
Access to information about services and opportunities.	4.49% 7	8.97% 14	32.69% 51	38.46% 60	15.38% 24	156
Quality health care and community based wellness and supportive services.	5.23% 8	22.22% 34	32.03% 49	27.45% 42	13.07% 20	153

Overall, respondents rated all age-friendly elements from high-fair to excellent.

The lowest rated element is “a wide range of employment and entrepreneurship opportunities”, but this is also the element deemed least important by respondents. The highest rated element is “opportunities to get involved in your local government and advocate for issue you care about”, but others, also highly rated, following closely behind, are “safe and enjoyable parks, places and building for you to live and be active”, “access to information about services and opportunities”.

With these assigned weights:

1 Poor; 2 Fair; 3 Good; 4 Very Good and; 5 Excellent,

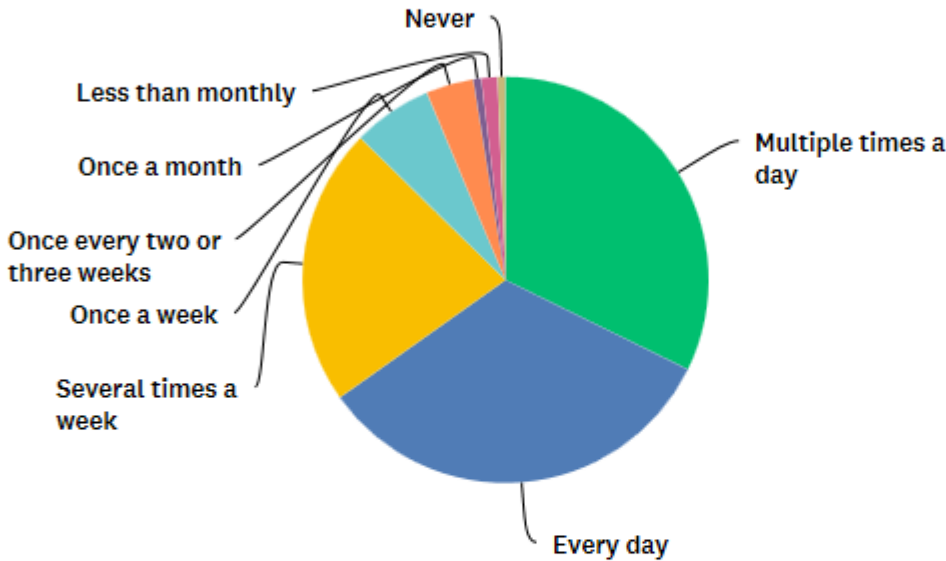
Weighted average responses rate the elements in this order:

Opportunities to get involved in your local government and advocate for issues you care about	3.54
Safe and enjoyable parks, places and building for you to live and be active	3.53
Access to information about services and opportunities	3.51
Sense that older adults are welcomed and valued in all settings	3.38
Wide range of opportunities for you to be social and interact with your neighbors	3.26
Quality healthcare and community based wellness and supportive services	3.21
Reliable, accessible and safe transportation options for you to get around	2.95
Housing that is affordable, accessible and adapted to your needs	2.55
A wide range of employment and entrepreneurship opportunities	2.46



How often do you have contact with family, friends, or neighbors who do not live with you? This interaction could be by phone, in person, email or social media (such as Facebook).

Answered: 158 Skipped: 1



ANSWER CHOICES	RESPONSES	
Multiple times a day	32.28%	51
Every day	32.91%	52
Several times a week	22.15%	35
Once a week	6.33%	10
Once every two or three weeks	3.80%	6
Once a month	0.63%	1
Less than monthly	1.27%	2
Never	0.63%	1
TOTAL		158

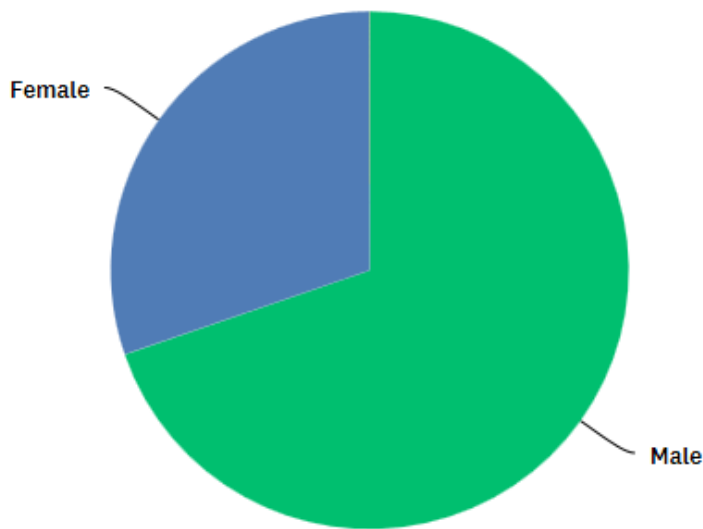
Respondents clearly have contact with family, friends, or neighbors quite often, with the highest response being “every day” (52 respondents/33%). 148 or 94% of respondents have contact with family, friends or neighbors at least several times per week.

Q11



What is your gender?

Answered: 152 Skipped: 7



ANSWER CHOICES	RESPONSES	
Male	69.74%	106
Female	30.26%	46
Trans	0.00%	0
TOTAL		152

Comments (0)

Respondents consisted of 106 males (70%) and 46 females (30%). Zero respondents reported as trans.

Q12



What is your age as of your last birthday.

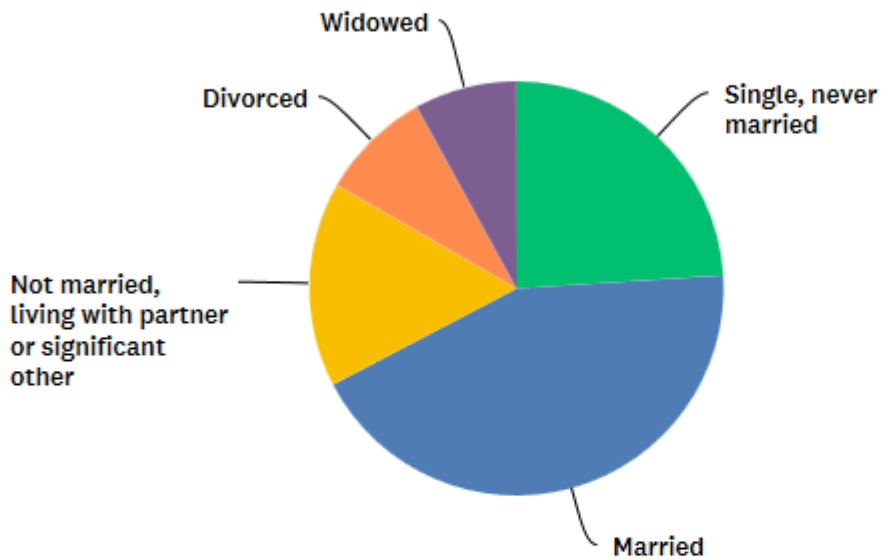
Answered: 147 Skipped: 12

147 respondents provided their age, with an average age of 65.4.
 The lowest provided age was 50 (two respondents) and the highest age was 90 (also two respondents).
 15 respondents were age 50-54 34 respondents were age 70-74
 29 respondents were age 55-59 9 respondents were age 75-79
 29 respondents were age 60-64 5 respondents were age 81-84
 21 respondents were age 65-69 5 respondents were age 85-90 (2 at age 90)
 The single age of the highest number of respondents was 71 – 14 respondents.



What is your current marital status?

Answered: 150 Skipped: 9



ANSWER CHOICES	RESPONSES	
Single, never married	24.00%	36
Married	43.33%	65
Not married, living with partner or significant other	16.00%	24
Separated	0.00%	0
Divorced	8.67%	13
Widowed	8.00%	12
TOTAL		150

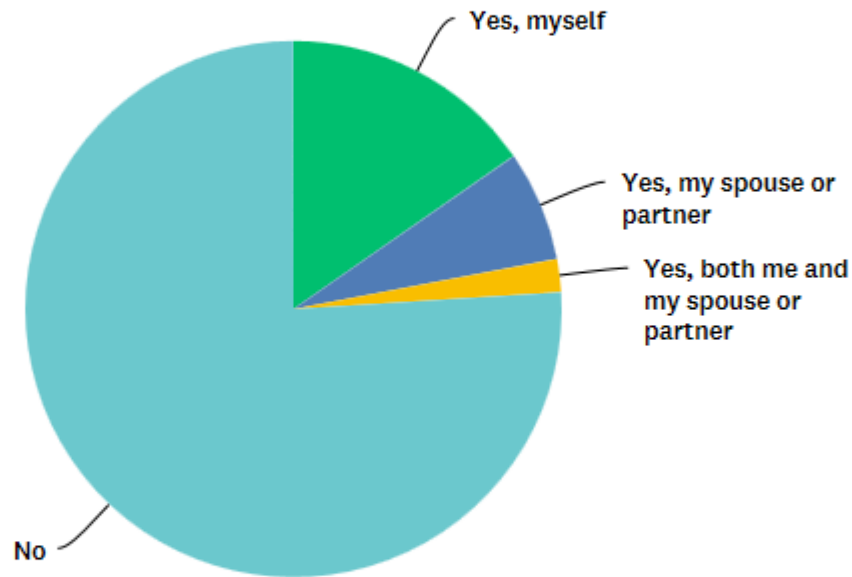
Married and not married but living with partner or significant other made up the majority of respondents – at 89 or 59.3%.

36 respondents (or 24%) reported as single, never married.



Does any disability or chronic disease keep you and/or your spouse or partner from fully participating in work, school, housework or other activities?

Answered: 150 Skipped: 9



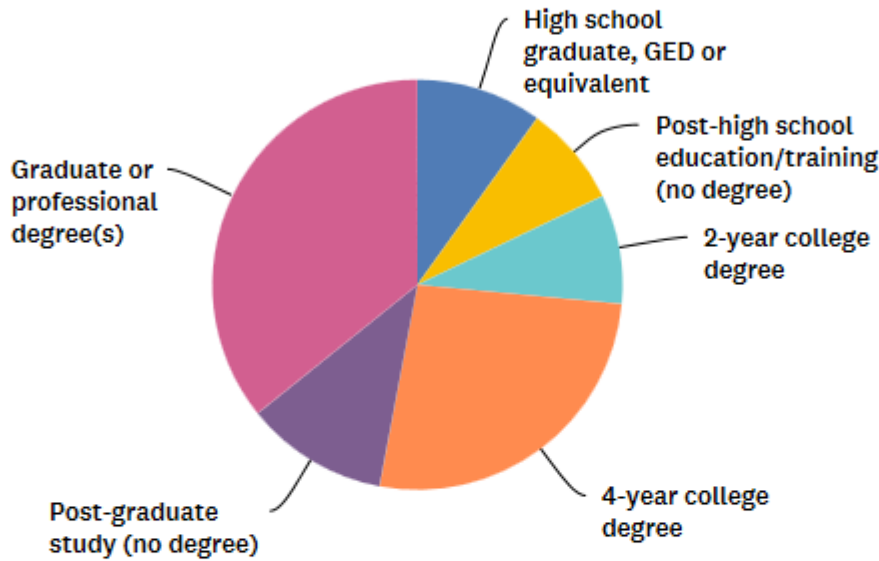
ANSWER CHOICES	RESPONSES	
Yes, myself	15.33%	23
Yes, my spouse or partner	6.67%	10
Yes, both me and my spouse or partner	2.00%	3
No	76.00%	114
TOTAL		150

The majority of respondents (114 or 76%) reported that they do not have any disability or chronic disease that keeps them from fully participating in work, school, housework or other activities.



What is the highest level of education you have completed?

Answered: 151 Skipped: 8



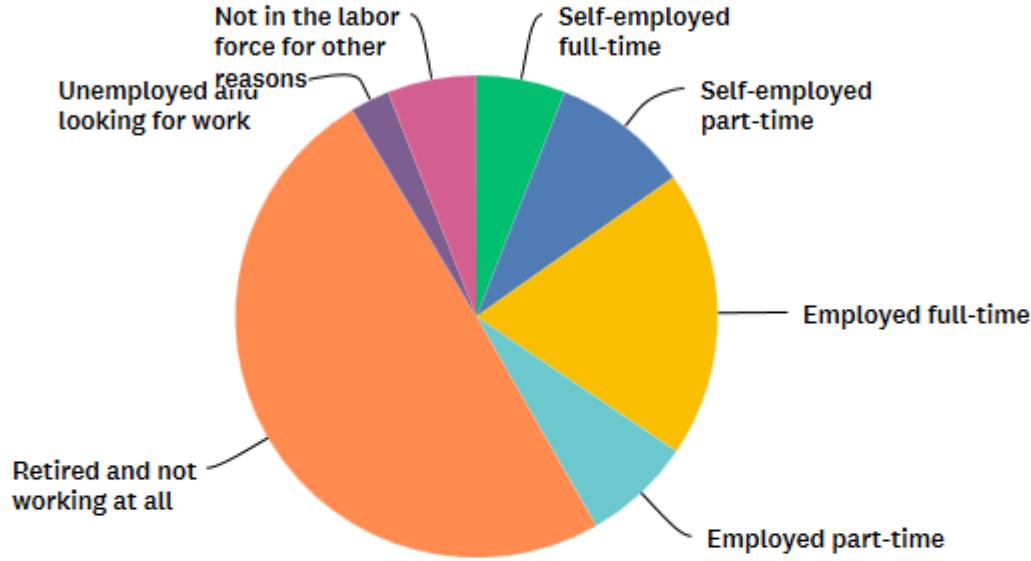
ANSWER CHOICES	RESPONSES	
K-12 grade (no diploma)	0.00%	0
High school graduate, GED or equivalent	9.93%	15
Post-high school education/training (no degree)	7.95%	12
2-year college degree	8.61%	13
4-year college degree	26.49%	40
Post-graduate study (no degree)	11.26%	17
Graduate or professional degree(s)	35.76%	54
TOTAL		151

All respondents have at least a high school diploma (or equivalent), with the highest number of respondents (at 54) reporting graduate or professional degrees. The majority of respondents have 4-year college degrees or higher, at 111 respondents or 74%.



Which of the following best describes your current employment status?

Answered: 151 Skipped: 8



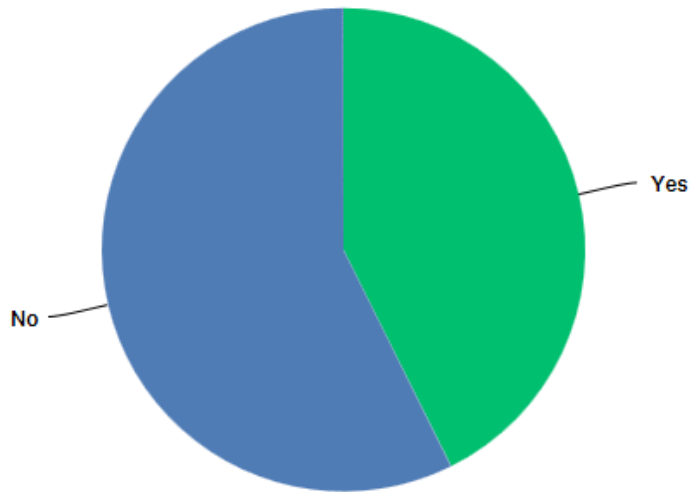
ANSWER CHOICES	RESPONSES	
Self-employed full-time	5.96%	9
Self-employed part-time	9.27%	14
Employed full-time	19.21%	29
Employed part-time	7.28%	11
Retired and not working at all	49.67%	75
Unemployed and looking for work	2.65%	4
Not in the labor force for other reasons	5.96%	9
TOTAL		151

The majority of respondents are retired and not working at all – 75 respondents, at 50%.



Do you currently volunteer in the community?

Answered: 150 Skipped: 9



ANSWER CHOICES	RESPONSES	
Yes	42.67%	64
No	57.33%	86
TOTAL		150

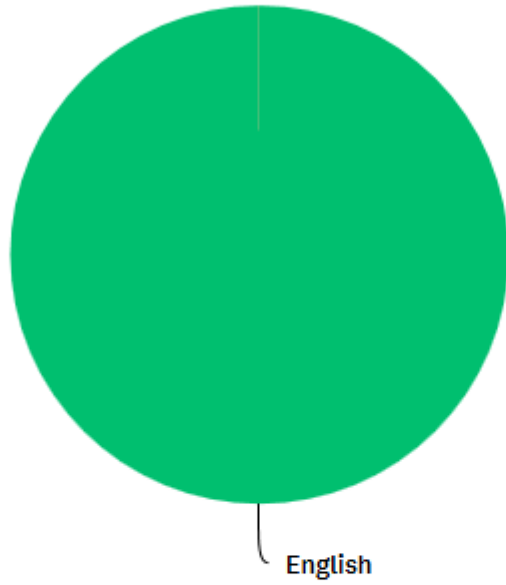
[Comments \(65\)](#)

64 or 43% of respondents reported that they volunteer in the community, but 86 or 57% reported that they do not. Of the 86 respondents that reported “no”, 65 of them provided comments. The major reason for not volunteering is time not being available to do so, while others reported no interest in available opportunities, not finding the right fit or appropriate role, or being told that assistance was not needed or not hearing back after applying.



What is the main language spoken in your home?

Answered: 151 Skipped: 8



ANSWER CHOICES	RESPONSES	
English	100.00%	151
Spanish	0.00%	0
Hatian/Creole	0.00%	0
TOTAL		151

[Comments \(1\)](#)

Partner is Latino but we speak English with one another

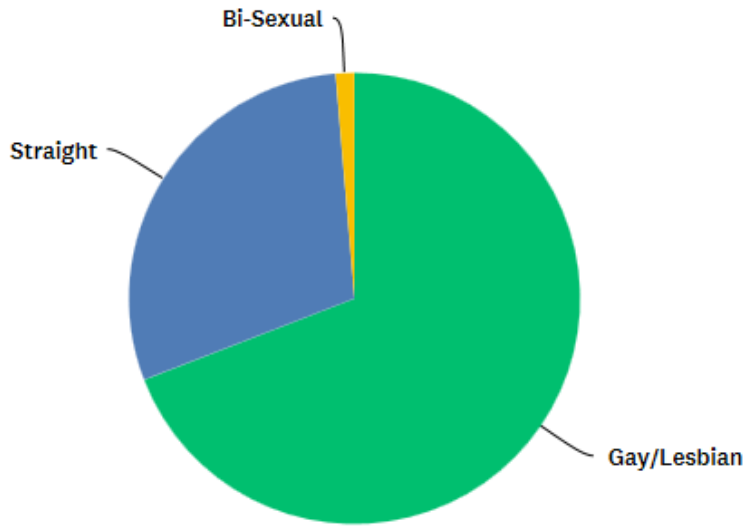
3/21/2019 6:51 PM

100% of respondents reported that English is the main language spoken their home.



What is your sexual orientation?

Answered: 149 Skipped: 10



ANSWER CHOICES	RESPONSES	
Gay/Lesbian	69.13%	103
Straight	29.53%	44
Bi-Sexual	1.34%	2
TOTAL		149

[Comments \(3\)](#)

Disappointed with question.

7/10/2019 1:57 PM

GEEZ-ZZZ Does it matter?

7/9/2019 6:49 PM

What does this have to do with anything? Inappropriate!

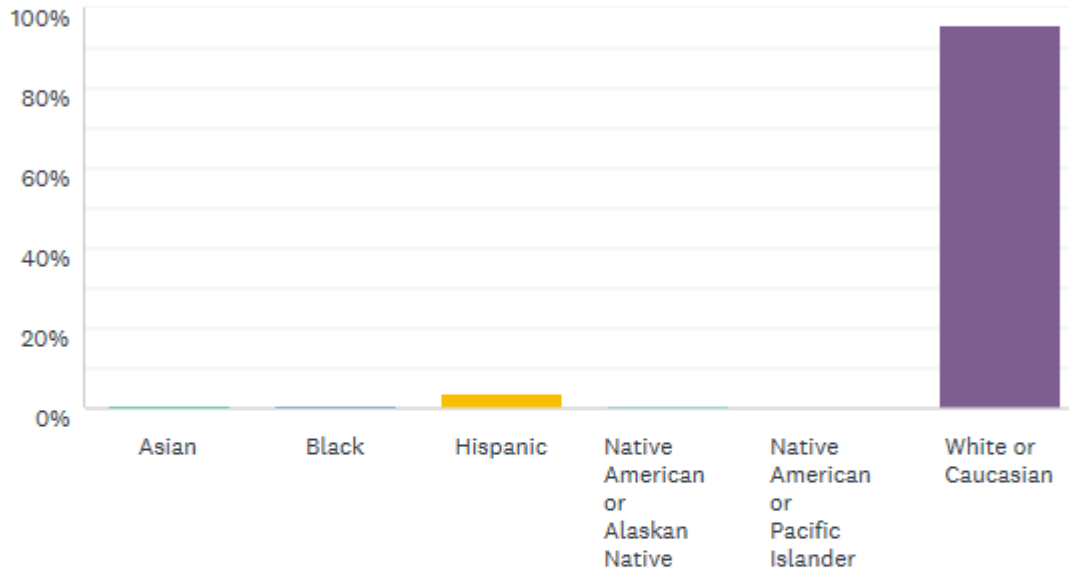
7/9/2019 3:36 PM

The majority of respondents (103 or 69%) reported as gay/lesbian, while 44 or 30% reported as straight. 3 respondents noted that they did not appreciate this question being asked.



What is your race and/or ethnicity? (CHECK ALL THAT APPLY)

Answered: 150 Skipped: 9



ANSWER CHOICES	RESPONSES	
Asian	0.67%	1
Black	0.67%	1
Hispanic	3.33%	5
Native American or Alaskan Native	0.67%	1
Native American or Pacific Islander	0.00%	0
White or Caucasian	95.33%	143
Total Respondents: 150		

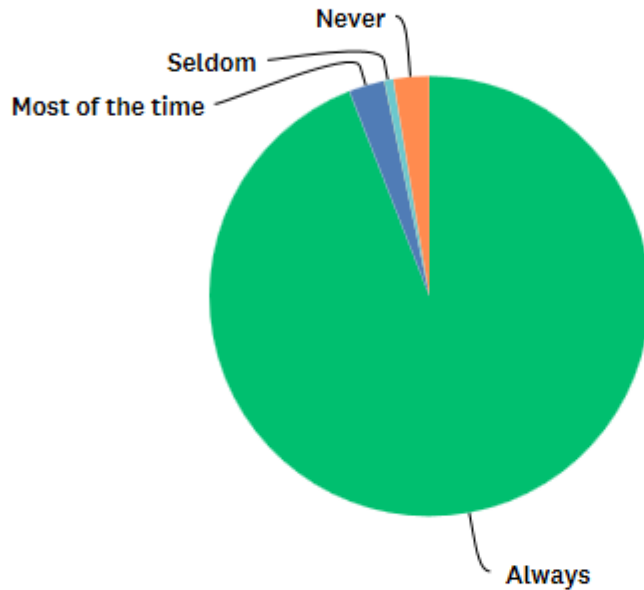
[Comments \(2\)](#)

The majority of respondents reported as “white or Caucasian” (143 or 95%), while 5 or 3% reported as Hispanic. 2 respondents provided comments, but both only wrote in the word “other” and did not provide a specific race or ethnicity.



Thinking about state elections for Florida Governor and Legislators in the last five years, how often would you say you voted?

Answered: 152 Skipped: 7



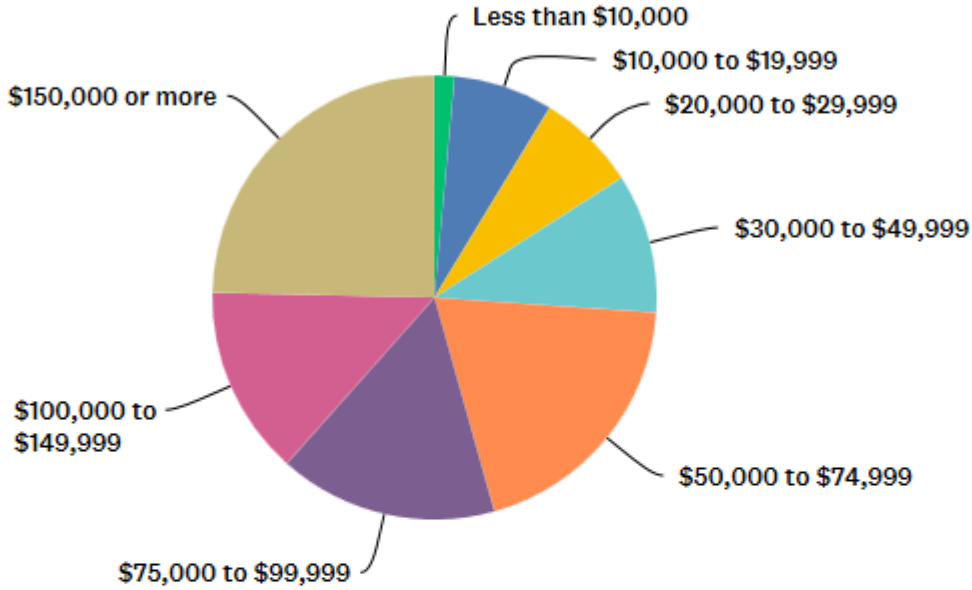
ANSWER CHOICES	RESPONSES	
Always	94.08%	143
Most of the time	2.63%	4
About half of the time	0.00%	0
Seldom	0.66%	1
Never	2.63%	4
TOTAL		152

A strong majority of respondents reported that they “Always” voted in the last 5 years (143 or 94%).



What was your annual household income before taxes in 2017?

Answered: 138 Skipped: 21



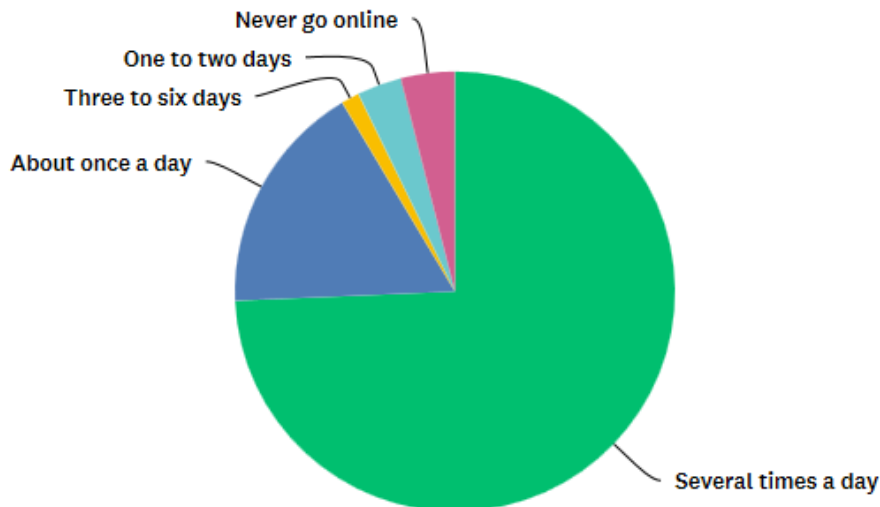
ANSWER CHOICES	RESPONSES	
Less than \$10,000	1.45%	2
\$10,000 to \$19,999	7.25%	10
\$20,000 to \$29,999	7.25%	10
\$30,000 to \$49,999	10.14%	14
\$50,000 to \$74,999	19.57%	27
\$75,000 to \$99,999	15.94%	22
\$100,000 to \$149,999	13.77%	19
\$150,000 or more	24.64%	34
TOTAL		138

Although a significant number of respondents reported as “retired not working”, the majority of respondents have above average annual household income.



In general, how often do you go online to access the Internet for things like sending or receiving email, getting news and information, paying bills or managing finances or buying products or services? This includes access from home, work, a mobile device (such as a smartphone), or someplace else.

Answered: 152 Skipped: 7



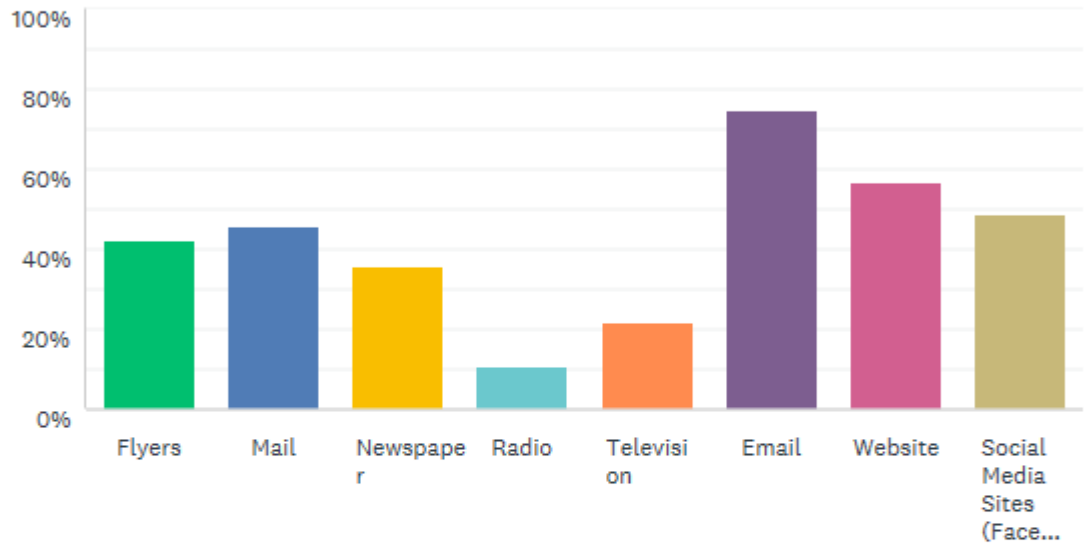
ANSWER CHOICES	RESPONSES	
Several times a day	74.34%	113
About once a day	17.11%	26
Three to six days	1.32%	2
One to two days	3.29%	5
Once every few weeks	0.00%	0
Once a month or less	0.00%	0
Never go online	3.95%	6
TOTAL		152

The majority of respondents reported that they go online access the internet several times per day (113 or 73%). Only 6 respondents (or 4%) reported less usage than one or two days per week, with these 6 reporting that they never go online.



In general, what ways do you prefer to learn about opportunities, services, events or programs available to you in the community? (CHECK ALL THAT APPLY)

Answered: 152 Skipped: 7



ANSWER CHOICES	RESPONSES	
Flyers	42.11%	64
Mail	45.39%	69
Newspaper	35.53%	54
Radio	10.53%	16
Television	21.71%	33
Email	74.34%	113
Website	56.58%	86
Social Media Sites (Facebook, etc)	48.68%	74
Total Respondents: 152		



Please use the space below for any additional comments such as what you like most/least about the City of Wilton Manors, or ideas to make the city more age-friendly.

Answered: 82 Skipped: 77

82 respondents submitted additional comments such as what they like most/least about the City of Wilton Manors, or ideas to make the city more age-friendly.

The comments ranged from describing the city as “friendly, fun and just about perfect” to “I need to move away to a more mixed community.” One respondent noted: “I like that the city is welcoming to all people, regardless of age, ethnic background, sexual orientation, etc.”, and another noted “love it, great stores and restaurants.”

Several comments noted the city’s lack of parking (an issue that the City is actively addressing); the need to promote businesses other than bars and restaurants (another issue that the City is actively addressing through public forums and Economic Development consulting services); the need for more sidewalks (also addressed by the city); better public transit (the city is partnering with Broward County transit); the desire for a dedicated senior center; and the need for affordable housing.

Several respondents praised the city’s senior programs, such as the Brains & Balance program, the city concert series, and the senior transportation program – but only one respondent reported using the senior transportation program.

A sample of comments follow:

Would love to see sidewalks on the westside, more calming tables (not speed humps) with explanation for use, flags along Andrews Ave on holidays, not just on the drive. Love the NNO block party, wish it wasn't just once a year. Thanks for Mickel Park makeover, playground and splash pad. Wish we had more concerts at Mickel. Thanks for Brains & Balance program.

7/10/2019 4:30 PM

We need neighborhood sidewalks. We need safer crosswalks. We need police to be safety models not driving with disregard and disrespect for the laws & rules of the road.

7/10/2019 4:25 PM

Better parking on or near the drive. Free parking during the day.

7/10/2019 4:21 PM

I would like to see a program to promote businesses other than bars/restaurants on the drive.

We continue to invite visitors from outside of the city of WM, but give few options to offer municipal parking.

7/10/2019 4:14 PM

Need more tennis courts - play in neighboring cities.

7/10/2019 4:10 PM

We need more parking spaces.

7/10/2019 3:58 PM

Less attention to businesses on the drive and more to residents. I love the library and all the people there. More concerts at Mickel would be good.

7/10/2019 2:26 PM

Rent too high. Better public transportation to nearby cities.

7/10/2019 2:19 PM

Please look into getting a senior center.

7/10/2019 1:57 PM

I generally feel safe here. WMPD always seen on 26 st. during school hours-seemingly never on the drive, watching for speeders. I feel the town council favors business over residents. No concern for parking!

7/10/2019 1:54 PM

Inadequate pedestrian elements-poor sidewalk connectivity, few crosswalks and dark streets. Most corridors are north/south oriented; businesses of the "center" would benefit from "peripheral" neighborhood residents if we improved movement along an east-west axis. With only 12,000, we are too small a population to divide ourselves. My community is the entire city of Wilton Manors; my "neighborhood" is west.

Would like more intergenerational (i.e., children with senior tutors, chaperones) for school/park field trips, etc.

7/10/2019 1:41 PM

Traffic & speed on Wilton Drive. I like the reduction in lanes but should no be straight through. Ought to have been done like in Copenhagen and Amsterdam-more pedestrian and bicycle friendly.

7/10/2019 1:35 PM

I think narrowing Wilton Drive will help. I do not need to use the private van for seniors (at this time) but I am glad that the City offers that service.

7/10/2019 1:18 PM

Assistance in aging in place.

7/10/2019 1:14 PM

Not pedestrian friendly.

7/10/2019 12:58 PM

Plenty of opportunities for any age person and it's what attracted me to move here.

7/9/2019 9:26 PM

Use library-would like more evening hours. Active tennis player-play mostly in Ft. Lauderdale because not enough courts here. Have taken advantage of the Lyft/Uber subsidy - great idea.

7/9/2019 9:18 PM

I like that the City is welcoming to all people, regardless of age, ethnic background, sexual orientation, etc. What I like least is the number of younger men (e.g., 18-25) who seem to think that both the government and all older men that may want to date owe them a living, when they sit on their behind and do not work.

More lesbian related activities.

7/9/2019 8:54 PM

Need a much better public transit system.

7/9/2019 8:46 PM

Hire seniors.

7/9/2019 8:34 PM

The city is better in 2000. City doesn't have much to offer except for bars and restaurants. For a small city stop charging for parking.

7/9/2019 8:27 PM

I was surprised there was no senior center here. My mother lives with me and she's 91. I wish there was a little dedicated senior center that had classes and daily activities etc. Also, I think making the city more walkable is good idea also if possible. 5-points - I mean - not sure what you can do but that's really unpleasant to try and maneuver through it on foot. Also get a gym back in downtown! Also urge Publix to remodel, store is not nice.

7/9/2019 8:22 PM

Need much more walker friendly options.

7/9/2019 7:43 PM

I attend many active adult programs in Oakland Park. Most are free and there is something every day. The only place I go to in WM are GG's, CVS, Publix, Library and Valero. Patrick Cann should be more concerned with daily and weekly events not just annual events. A traffic light is really needed at NE 15th Ave & NE 24th St. Quit narrowing our roads.

7/9/2019 7:36 PM

Safer streets for bicycles. Too many people with alcohol issues and drugs, makes if feel unsafe. Need crosswalks at every corner, need responsive lights for crossing streets.

7/9/2019 7:25 PM

Accountable/reliable city officials. Need lower taxes and rent. We need businesses on Wilton Dr that can afford it. Affordable housing.

7/9/2019 7:21 PM

Training for park employees to learn how to use weedwackers and stop killing trees.

7/9/2019 7:10 PM

Love it, great stores & restaurants. Wish dollar tree and a save a lot were closer. Friendly, fun and just about perfect.

The Pride Center is the resource I use most often.

7/9/2019 6:40 PM

Parking is horrible for handicapped.

7/9/2019 6:17 PM

Public transportation is poor. Do you have senior passes for travel on public systems?

7/9/2019 6:07 PM

The city needs to be more inviting to straight people, which it is not. I have numerous stories not mine, other people, of the restaurants ignoring straight couples, gays want to be acceptable but they isolate themselves. I do not go out to support the stores in WM, I go elsewhere to eat & shop. WM is not a comfortable place to live, plus lots of homeless, and rude gay men peeing in the streets. Pigs.

7/9/2019 6:00 PM

More opportunities for healthy exercise, yoga, etc. Sponsored by the city. Opportunities for social get togethers that are based on meaningful activities (not just coffee & donuts).

7/9/2019 5:52 PM

Business rentals are overpriced. I lost my job at Boomerangs due to a 50% rent increase and a landlord who would accept no financial responsibility for repairs other than structural. Seriously a rent increase from \$10000 to \$15000 monthly! Too many empty businesses and the general public is outraged. Also-parking! How can we continue to live here as business moves away? Tenants unable to pay rents?

7/9/2019 5:43 PM

More sidewalks needed in residential areas. Dangerous to walk on side streets because people drive too fast.

7/9/2019 5:29 PM

What are the geographic parameters for the 3 associations?

7/9/2019 4:06 PM

I like living in a gay friendly neighborhood, I wish there were more activities for the 50+ generation.

7/9/2019 3:56 PM

The only places on the Drive I go to are quick script and the gas station across the street from quick script. The shoppers at Publix are rude - I go to OPB & Andrews.

7/9/2019 3:42 PM

According to Wikipedia, WM is known as a Gay Village even though the gay population is listed at 14%... an all gay city council... where is the representation for the other 86%? Wilton Drive, as attractive as it is, is no place for families and not welcoming to the rest of us. I love where I live but Wilton Manors has changed and not for the better. (Vacation rentals need to be limited-too many in residential neighborhoods).

7/9/2019 3:36 PM

We were the first house on 17th Ave. (south of 26th St) I wouldn't live anywhere else. Teacher at Ft Laud High and Pine Crest.

7/9/2019 3:29 PM

More sidewalks are needed.

7/9/2019 3:24 PM

Safer bicycle lanes. More gathering opportunities for lesbians not solely focused on ETOH or recovery.

Police in Wilton Manors are not friendly. I live at Wilton Station I can see down the drive every Fri & Sat evening & night the police are pulling over gay men in cars. It is harassment of gays! PS: I do enjoy reading "Town Crier" thank you.

7/9/2019 3:14 PM

Wilton is great, however expensive to live, taxes, cost of living. Restaurants and rent too high - as soon as you leave the area it's less expensive.

7/9/2019 3:08 PM

Convenient shopping.

7/9/2019 2:59 PM

Community not senior friendly. Too many bars, too many drunks! Not straight-folk friendly. We've lost the eclectic feel. I need to move away to a more mixed community.

7/9/2019 2:53 PM

More crossing options for 26th Street between Dixie Hwy and Coral Gardens. There is only one at 15th/16th Ave.

7/9/2019 2:49 PM

Q26



Name

Answered: 71 Skipped: 88

71 respondents provided their name.

Q27



Phone

Answered: 47 Skipped: 112

47 respondents provided their telephone number.

Q28



Email

Answered: 58 Skipped: 101

58 respondents provided an email address.



Life's Just Better Here

4.0 ACTION PLAN/ACTION LOG

4.1 Future Plan—Projects identified to improve livability

- Update *Your Senior Resource Guide*. Develop an improved distribution plan including the possible mailing to all households. (Livability domain: Communication & Information) The City's resource guide provides information to our senior residents regarding activities and events in our city facilities (Livability domains: Outdoor Spaces and Buildings, Social Participation, and Respect & Social Inclusion), city provided senior transportation service (Livability domain: Transportation), and services and other benefits provided by our local non-profits and County and State resources (Livability domain: Community and Health Services).
- City funding/support of The Residences at Equality Park, the Pride Center's (Livability domain: Housing) Establish City partnership with The Pride Center in their affordable housing project.
- Work with Broward County to achieve improved bus transportation services within Wilton Manors City limits. (Livability domain: Transportation)
- Work with the Florida Department of Transportation (FDOT) on the Wilton Drive Complete Streets project—narrowing Wilton Drive, improving safety features, buffered bicycle lanes, and walkability. (Livability domain: Transportation)
- Highway Improvement Project—NE 26th St. from Andrews Avenue to Dixie Highway. The core of the proposed project will include the addition of decorative pedestrian safety lighting; sidewalks; bicycle lanes; landscaping; and signage on NE 26th St. from Andrews Avenue to Dixie Highway. (Livability domain: Transportation)
- Colohatchee Park—improve park amenities; new parking lot and access to park. (Livability domain: Outdoor Spaces and Buildings)





Life's Just Better Here

4.0 ACTION PLAN/ACTION LOG

4.2 Action Log

Age-Friendly Action	Activity	StartDate	Completion
Your Senior Resource Guide	Update Resource Guide	Sept 2019	Feb 2020
	Develop distribution plan	Feb 2020	May 2020
The Residences at Equality Park Affordable living project	City funding disbursement		TBD
	Grand opening	June 2019	TDB
Bus Transportation Services	Community Survey	Jan 2019	Mar 2019
	Establish increased service plan	Mar 2019	TBD
	Implement increased service plan		TBD
Wilton Drive Complete Streets	Partner with FDOT - plan		May 2019
	Partner with FDOT - construction		Aug 2019
NE 26th St. Complete Streets	Develop plan; create invitation to bid	bids due:	3/12/2019
	Select vendor	3/12/2019	TBD
	Complete work 180 days from Notice to Proceed		TBD
Colohatchee Park Park improvement project; new park parking lot/entrance	Develop plan; park improvement project	Re-open	3/30/2019
	Purchase property for new park entrance:		June 2019
	ITB on demolition of structures	bids due:	7/24/2019
	Finalize design/construction		TBD
Senior Transportation Service	Improve promotional efforts-	May 2019	May 2020
	Design/install signage on City vehicle	Installed:	7/9/2019



4.3 Recent Projects

Life's Just Better Here

The City has either completed or is currently working on several projects to help increase age-friendliness and accessibility throughout the City. Several of these are highlighted in photos on the cover page of this document and below.

Recent/Current Projects:

- Completion and distribution of the City's Senior Resource Guide
- Financial Commitment (unfunded @ 7/19) to support The Pride Center at Equality Park's "The Residences at Equality Park", which will be affordable housing for senior adults with a special focus on LGBT+ individuals. More information can be found on their website here: <https://www.pridecenterflorida.org/community-programs/senior-affordable-housing/>.
- Installation of ADA lift to Commission Chambers Dais—recent inspection completed. ADA door openers at City Hall and Hagen Community Center.
- Wheelchair ramp installed (by property owner) at Shoppes of Wilton Manors—the most popular strip mall in the City - 2200 Wilton Drive.
- Audible crossing light at Wilton Drive and NE 6th Avenue—one of the most used intersections in the City.
- Adding closed captioning to video recording of City Commission Meetings (in progress).
- ADA improvements to City website navigation.
- Lowering of City parking meter height for accessibility (designated ADA spots have no meters).
- Installation of bumper pads to mark many intersection crosswalks.
- Complete Streets projects on Wilton Drive, NE 26th Street, Dixie Highway and NE 16th Avenue.



Senior Exercise Programs, Field Trips, and Transportation Services

Marked Crossings in Complete Streets Projects



Audible Crossing Light @ Busiest Intersection and more to come



4.4 Conclusion

Life's Just Better Here

The City is taking the actions referenced above and will continue to look for and remedy barriers to age-friendly living and public access to ensure that citizens of all ages and those with disabilities in the City of Wilton Manors are given access to the City's programs, services, and activities.

To confirm follow-up on corrective actions, the City will institute an Age-Friendly Action Log within this living document. At a minimum, the Action Log will identify items that are not age-friendly or ADA compliant and will include anticipated completion dates. After the adoption of the Action Plan, the Action Log will be updated on a routine basis and available upon request.

This document serves as the Age-Friendly Community Action Plan for the City of Wilton Manors. In the development of this Plan, program, policies and procedures were reviewed for age-friendliness, a public survey was prepared and taken and self-evaluation was conducted of City properties, including City Hall, City Park properties, the Richard C. Sullivan Library. Recommended improvements were prioritized and an implementation plan was developed to provide guidance for the City's improvement projects in the coming years. Public outreach was conducted via three resident surveys and public forums on specific street construction projects to aid in the development of the plan.

As future projects and necessary improvements to City properties, facilities, programs, services and activities are identified they will be added to this Plan.

