
**Evaluation Report of
the 1st Age-Friendly City Action
Plan of Seo-gu District, Gwangju
Metropolitan City (2019-2021)**

2022.10

Seo-gu District,
Gwangju Metropolitan city

1. Evaluation of the 1st Action Plan

- Seo-gu, Gwangju Metropolitan City, followed WHO guidelines and implemented 65 projects in 2019, 57 projects in 2020, and 75 projects in 2021 according to 3 fields and 8 major areas to build an age-friendly city.
 - Vision : ‘young as hundred years old, happy companion ! Age-friendly city, Seo-gu’
 - Promotion period : 2019 to 2021 (3 years)
 - Status of indicators: 3 fields / 8 major areas / 65 projects and 66 indicators in 2019, 57 projects and 58 indicators in 2020, 75 projects and 76 indicators in 2021

<Planning status of the 1st age-friendly city>

WHO 8 major areas	3 fields	65 projects and 66 indicators (2019)	57 projects and 58 indicators (2020)	75 projects and 76 indicators (2021)
Outer spaces and buildings	Safe and pleasant environment	10 projects / 10 indicators	10 projects / 10 indicators	10 projects / 10 indicators
Transportation		3 projects / 3 indicators	3 projects / 3 indicators	4 projects / 4 indicators
Housing		3 projects / 3 indicators	4 projects / 4 indicators	5 projects / 5 indicators
Communication and information	Healthy and vibrant life	6 projects / 6 indicators	6 projects / 6 indicators	8 projects / 8 indicators
Community support and health services		22 projects / 22 indicators	16 projects / 16 indicators	24 projects / 24 indicators
Social participation	Communal society	11 projects / 12 indicators	8 projects / 9 indicators	12 projects / 13 indicators
Respect and social inclusion		5 projects / 5 indicators	5 projects / 5 indicators	7 projects / 7 indicators
Civic participation and employment		5 projects / 5 indicators	4 projects / 4 indicators	5 projects / 5 indicators

- The budget execution amount of the 1st project to build the age-friendly city from 2019 to 2021 is a total of KRW 158,434 million, and the annual amount is as follows.
 - Budget execution amount for 2019: KRW 34,707 million
 - Budget Execution Amount for 2020: KRW 75,398 million
 - Budget execution amount for 2021: KRW 48,329 million
 - Budget execution amount for 2019–2021: Total KRW 158,434 million
- The budget execution amount in 2021 increased by about 139.2% compared to 2019, and in 2020, it increased by 156.0% compared to 2021.

- The largest amount of budget execution in 2020 was due to the implementation of the Seo-gu news "Voice Eye Code" utilization project, the construction of the Seo-gu complex communication, and the healthy retirement support project.

- The budget execution amount by area is as follows.
 - Outer spaces and buildings : KRW 14,268 million
 - Transportation : KRW 388 million
 - Housing : KRW 40,919 million
 - Communication and information : KRW 30,895 million
 - Community support and health services : KRW 19,189 million
 - Social participation : KRW 2,029 million
 - Respect and social inclusion : KRW 212 million
 - Civic participation and employment : KRW 50,534 million

2. Evaluation results for each area of the 1st action plan

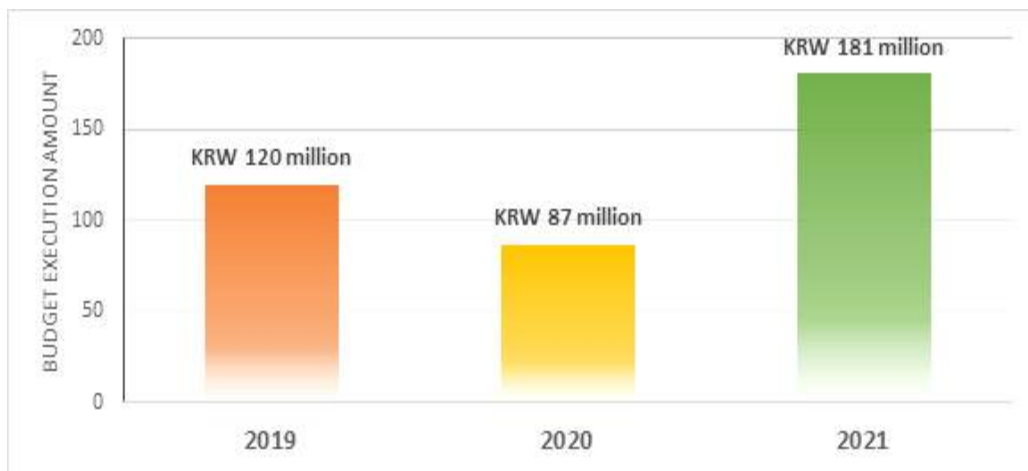
1) Outer spaces and buildings

- Outer spaces and buildings area was 10 projects and 10 indicators in 2019, 10 projects and 10 indicators in 2020, and 10 projects and 10 indicators by 2021, and the total budget was KRW 14,2678 million.
 - Budget execution amount for 2019: KRW 5,686.4 million
 - Budget Execution Amount for 2020: KRW 3,890.5 million
 - Budget execution amount for 2021: KRW 4,691 million
 - The budget execution of outer spaces and buildings area remained similar to KRW 5,686.4 million in 2019, KRW 3,890.5 million in 2020, and KRW 4,691 million in 2021.

8	Creating a safe walking environment through readjusting illegal street stalls and roadside structures	Cases of maintenance	14,642	17,556	14,788	15,442	14,936	15,956	110.3
9	Improvement of human-oriented pedestrian environment	Cases of maintenance	10	10	11	11	14	14	100.0
10	Installation of residential information beams	Information beams	-	-	2	2	2	2	100.0
11	Construction of Seo-gu Community Center	Cases of construction	70	70	73	73	85	85	100.0
Total			16,978	19,531	17,037	17,455	17,166	17,916	107.3

2) Transportation

- Transportation area was 3 projects and 3 indicators in 2019, 3 projects and 3 indicators in 2020, 4 projects and 4 indicators in 2021, and the total budget was KRW 388 million.
 - Budget execution amount for 2019: KRW 120 million
 - Budget Execution Amount for 2020: KRW 87 million
 - Budget execution amount for 2021: KRW 181 million
 - The budget execution amount in transportation area increased by 150.8% from KRW 120 million in 2019 to KRW 181 million in 2021.



<Changes in the annual budget execution amount of transportation area>

- Among the budgets of transportation area, the budget execution amount of operation of visiting bicycle mobile repair center continued to increase, and the budget execution amount of project to create a barrier free bus stops varies by 19, 20, 21 years, and in particular, 20 years are very low.

<Annual budget execution details of transportation area>

(Units : KRW 1 million)

No.	Detailed Project	Achievement Index (number)	2019		2020		2021		Achievement(%)
			Goal	Result	Goal	Result	Goal	Result	
1	Project to create a barrier free bus stops	Cases of installation	86	81	40	39	60	47	89.8
2	Establishment and maintenance of bus shelter	Cases of shelters	30	29	30	27	30	9	72.2
3	Operation of visiting bicycle mobile repair center	Users	10	10	24	21	33	29	89.6
4	Shared use of vehicles equipped with wheelchair boarding facilities for the elderly with mobility difficulties	Used times	-	-	-	-	103	96	93.2
Total			126	120	94	87	226	85	65.5

○ Project performance in transportation area has increased, and it can be seen that 92 cases in 2019, 97 cases in 2020, and 128 cases in 2021 are stable by year.

- The operation performance of visiting bicycle mobile repair center is 74, 84 and 100 users, indicating that continuous service is provided.
- Considering the performance of establishment and maintenance of bus shelter, 10 cases, 11 cases, and 10 cases have been continuously replaced and newly established

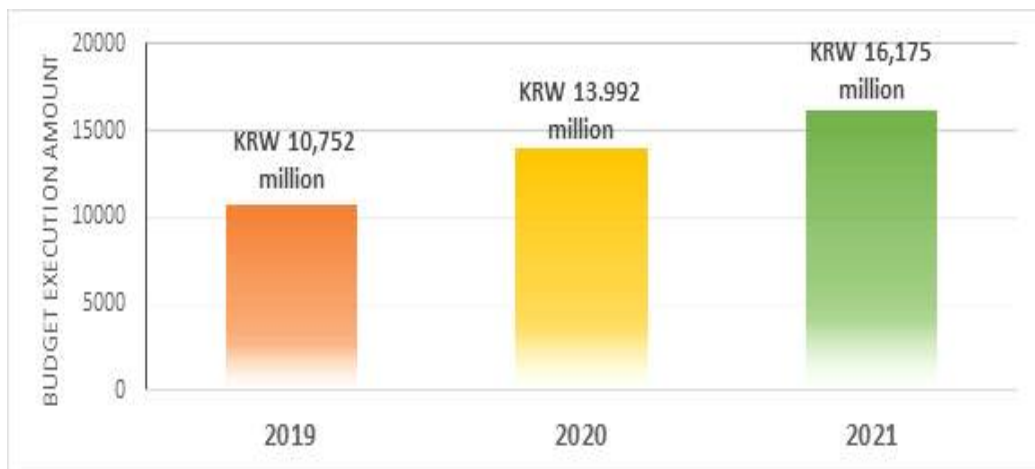
<Annual performance of transportation area>

(Units: number, people)

No.	Detailed Project	Achievement Index (number)	2019		2020		2021		Achievement(%)
			Goal	Result	Goal	Result	Goal	Result	
1	Project to create a barrier free bus stops	Cases of installation	8	8	2	2	6	6	100.0
2	Establishment and maintenance of bus shelter	Cases of shelters	10	10	10	11	10	10	103.3
3	Operation of visiting bicycle mobile repair center	Users	74	74	84	84	100	100	100.0
4	Shared use of vehicles equipped with wheelchair boarding facilities for the elderly with mobility difficulties	Used times		-		-	10	12	120.0
Total			92	92	96	97	126	116	97.1

3) Housing

- Housing area was 3 projects and 3 indicators in 2019, 4 projects and 4 indicators in 2020, and 5 projects and 5 indicators in 2021, and the total budget was KRW 40,919 million
 - Budget execution amount for 2019: KRW 10,752 million
 - Budget Execution Amount for 2020: KRW 13,992 million
 - Budget execution amount for 2021: KRW 16,175 million
 - The budget execution amount in housing area increased from KRW 10,752 million in 2019 to KRW 13,992 million in 2020 and KRW 16,175 million in 2021, and the budget execution amount in 2021 years increased to 150.4% from 2019



<Changes in the annual budget execution amount of housing area>

- Among the budgets in housing area, the budget execution amount of customized residential welfare support is the largest and has been continuously expanded, and the budget execution amount of low-income living helper system and slate roof disposal support project also continued to increase

<Annual budget execution details of housing area>

(Units : KRW 1 million)

No.	Detailed Project	Achievement Index (number)	2019		2020		2021		Achievement (%)
			Goal	Result	Goal	Result	Goal	Result	
1	Low-income living helper system	Users	43	43	48	46	48	48	98.9
2	Slate roof disposal support project	Households	141	130	191	179	174	160	92.7
3	Urban regeneration project	Households	-	-	270	769	630	597	151.8
4	Customized residential welfare support	Users	13,409	10,579	13,223	12,998	15,479	15,265	92.2
5	Development and operation of care safety housing	Households	-	-	-	-	124	105	84.7
Total			13,593	10,752	13,732	13,992	16,455	16,070	93.2

○ Project performance in housing area increased continuously by year to 146,826 cases in 2019, 156,832 cases in 2020, and 170,168 cases in 2021.

- The operation performance of customized residential welfare support was high, with 146,114, 155,953, and 169,219.
- The number of users of low-income living helper system continues to increase to 656, 673, and 693.

<Annual performance of housing area>

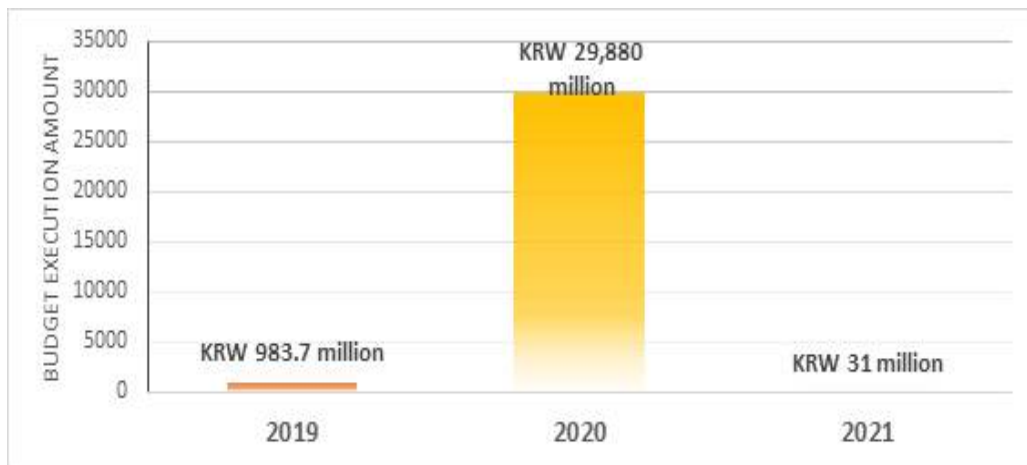
(Units: number, people)

No.	Detailed Project	Achievement Index (number)	2019		2020		2021		Achievement (%)
			Goal	Result	Goal	Result	Goal	Result	
1	Low-income living helper system	Users	650	656	670	673	683	693	100.9
2	Slate roof disposal support project	Households	43	56	56	110	51	85	167.3
3	Urban regeneration project	Households			96	96	69	69	100.0
4	Customized residential welfare support	Users	156,000	146,114	168,000	155,953	174,000	169,219	94.6
5	Development and operation of care safety housing	Households					112	102	91.1
Total			156,693	146,826	168,822	156,832	174,915	170,066	94.6

4) Communication and information

○ Communication and information area was 6 projects and 6 indicators in 2019, 6 projects and 6 indicators in 2020, and 8 projects and 8 indicators in 2021, and the total budget was KRW 30,895.1 million.

- Budget execution amount for 2019: KRW 983.7 million
- Budget Execution Amount for 2020: KRW 29,880.4 million
- Budget execution amount for 2021: KRW 31 million
- The budget execution amount in the communication and information area is KRW 983.7 million in 2019 to KRW 29,880.4 million in 2020 and KRW 31 million in 2021, and KRW 29,860 million in 2020 years is to provide voice services due to COVID-19 related to the Seo-gu news "Voice Eye Code" utilization project.



<Changes in the annual budget execution amount of communication and information area>

○ Among the budget for communication and information, the budget for development of reading environment for older people continued to increase, and the budget for application of 'Voice Eye Code' system for Seo-gu news was KRW 29,860 million in 20 years, the budget execution of natural disaster safety education for the vulnerable classes was KRW 960 million in 2019, and the execution of senior information education for the information-access underprivileged continued to increase.

<Annual budget execution details of communication and information area>

(Units : KRW 1 million)

No.	Detailed Project	Achievement Index (number)	2019		2020		2021		Achievement (%)
			Goal	Result	Goal	Result	Goal	Result	
1	Application of 'Voice Eye Code' system for Seo-gu news	Code circulation			30,000	29,860			99.5
2	Voice support service for tax bill	Services	Non-budget	Non-budget	Non-budget	Non-budget	Non-budget	Non-budget	Non-budget
3	Management of the visiting welfare school	Participants	2	2			3	2	80.0
4	Producing guidebooks about welfare project for older people	Circulation			6	6	5	5	100.0
5	Natural disaster safety education for the vulnerable classes	Educations	1,200	960	1,560		1,560		22.2
6	Senior information education for the information-access underprivileged	Participants	4.4	4.4	2	2	6	6	100.0
7	Operation of the age-friendly book cafe	Educations/users	0.3	0.3	2.4	2.4	Non-budget	Non-budget	100.0
8	Development of reading environment for older people	Materials	17	17	10	10	18	18	100.0
9	Accounting education in senior citizen centers	Educations					Non-budget	Non-budget	Non-budget
10	Smartphone education for senior citizens using senior citizen center	Distributions					Non-budget	Non-budget	Non-budget
Total			1,223.7	983.7	31,580.4	29,880.4	1,592	31	89.8

○ Project performance in communication and information area was 487,958 in 2019, 833,505 in 2020, and 829,549 in 2021, with the 2021 performance increasing by 708% compared to 2019. This is the use of Seo-gu news 'Voice Eye Code' to issue and distribute newsletters newsletters.

- The operation performance of the age-friendly book cafe was 4,824 users, 501 users, and 867 users per year, the highest in 2019, and the utilization rate according to COVID-19 was low.
- The performance of senior information education for the information-access underprivileged was 2,038 users, 429 users, and 1,899 users per year, with the largest number in 2019, and there is a change in utilization rate according to COVID-19.
- The results of development of reading environment for older people showed a low number of 2020 and 2021, focusing on data preparation in 2019.
- Considering the number of code issuance for application of 'Voice Eye Code' system for Seo-gu news, the code was issued in the Seo-gu newsletter and distributed to local residents.

<Annual performance of communication and information area>

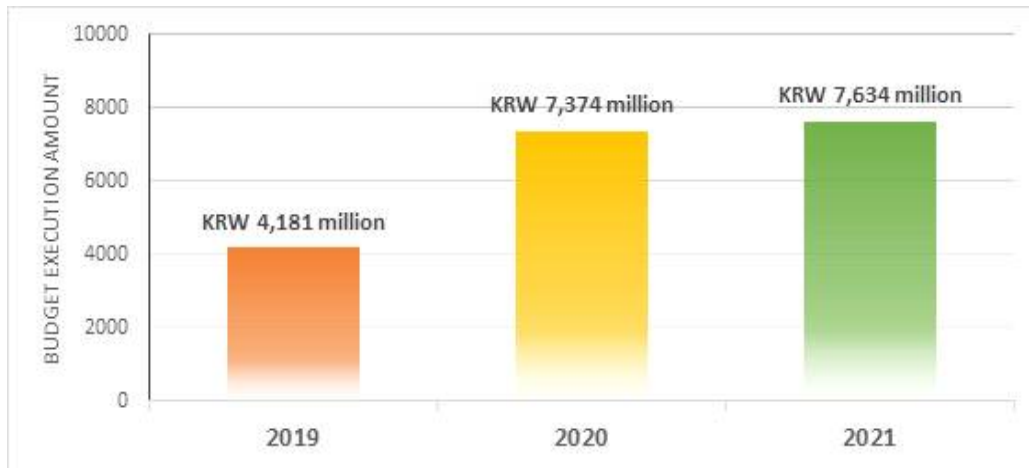
(Units: number, people)

No.	Detailed Project	Achievement Index (number)	2019		2020		2021		Achievement (%)
			Goal	Result	Goal	Result	Goal	Result	
1	Application of 'Voice Eye Code' system for Seo-gu news	Code circulation	480,000	480,000	480,000	480,000	480,000	480,000	100.0
2	Voice support service for tax bill	Services			351,362	351,362	345,647	345,647	100.0
3	Management of the visiting welfare school	Participants	400	400					100.0
4	Producing guidebooks about welfare project for older people	Circulation			1,000	1,000	700	700	100.0
5	Natural disaster safety education for the vulnerable classes	Educations	10	8	12		12		23.5
6	Senior information education for the information-access underprivileged	Participants	3,024	2,038	810	429	2,800	1,899	65.8
7	Operation of the age-friendly book cafe	Educations/users	7,200	4,824	400	501	1,200	867	70.4
8	Development of reading environment for older people	Materials	140	688	150	210	160	291	264.2
9	Accounting education in senior citizen centers	Educations					1	1	100.0
10	Smartphone education for senior citizens using senior citizen center	Distributions					100	144	144.0
Total			490,774	487,958	833,734	833,502	830,620	829,405	99.8

5) Community support and health services

○ Community support and health services area was 22 projects and 22 indicators in 2019, 17 projects and 17 indicators in 2020, 24 projects and 24 indicators in 2021, and the total budget was KRW 19,189 million

- Budget execution amount for 2019: KRW 4,181 million
- Budget Execution Amount for 2020: KRW 7,374 million
- Budget execution amount for 2021: KRW 7,634 million
- Budget execution in community support and health services area increased by 182.6% from KRW 4,181 million in 2019 to KRW 7,634 million in 2021.



<Changes in the annual budget execution amount of community support and health services area>

- Among the budgets for community support and health services area, the budget execution amount of customized care service for older people and healthy retirement support where you live was large and maintained, and the budget execution amount of emergency safety alert project for older people living alone and project to support care-requiring families continued to increase.

<Annual budget execution details of community support and health services area>

(Units : KRW 1 million)

No.	Detailed Project	Achievement Index (number)	2019		2020		2021		Achievement (%)
			Goal	Result	Goal	Result	Goal	Result	
1	Mobile safety care to prevent dying alone	Users	43	37	36	36	52	52	95.4
2	Creating an environment for community settlement after discharged from hospital	Participants	375	372					99.2
3	Concentrating case management for older people in home	Users	72	64					88.9
4	Support of preventive, customized, and integrated management	Participants	935	912					97.5
5	Project to support for registration of dentures and dental implants for older people in medical care	Users	Non-Budget	Non-Budget	Non-Budget	Non-Budget	Non-Budget	Non-Budget	Non-Budget
6	Providing medical care and medical service in home	Participants	131	12	132	46	100	68	34.7
7	Expansion of dementia care facilities	Purchase of site	4,754	1,061	3,694	528	3,321	102	14.4
8	Supports air purifiers in senior citizen center	Supports	533	533					100.0

9	Care service for older people	Users			3,678	3,512	3,611	3,553	96.9
10	Emergency safety alert project for older people living alone	Users	69	69	92	64	204	125	70.7
11	Installation of fine dust notice system and weather electronic display board	Cases	90	90	50	50	80	80	100.0
12	Circuit education on safe drug use	Participants	Non-Budget	Non-Budget					Non-Budget
13	Pneumococcal inoculation project for older people	Inoculation rate	37	37	44	44	98	98	100.0
14	Operation of the oriental medicine prevention classroom about stroke	Participants	9	9					100.0
15	Fostering culture of daily walking practices	Fostering rate	25	25	26	8	26	26	76.6
16	Happy company, old man's friend business	Participants	5	6					120.0
17	Exercise class for chronic diseases with local residents	Participants	15	15	15		15	15	66.7
18	Mental health project for the happy old age "Mother, Father, be happy."	Depression tests	15	15	15	15	16	16	100.0
19	Operation of the healthy senior citizen center of 100 years of age	Satisfaction level	26	26	24	20	19	17	63.0
20	Operation of dementia safety center	Examined people	958	844	604	508	647	625	89.5
21	Project to support care-requiring families	Supports	96	42	164	77	145	93	52.4
22	Enhancing the functions of the health care office as a health partner of older people using the welfare centers	Participants	7	7	7	3	8	8	81.8
23	Healthy retirement support where you live	Participants			2,351	2,254	2,360	2,267	95.9
24	Establishment of Artificial Intelligence (AI) Care System	Established system					1,450	182	12.6
25	Knock knock! Check your neighbor's safety	Participants	5	5	5	5	5	5	100.0
26	AI and IoT-based health care services for the elderly	Participants			317	204	288	230	142.3
27	Integrated Care Project by AI Welfare Workers	Cases					1	1	100.0
28	Establishment of a niche care ecosystem	Establishment					10	15	150.0
29	Establishment and operation of health and welfare programs	Participants					38	35	92.1
30	Creating an Art Space for the Elderly to Prevent Dementia	Space					20	21	105.0
Total			8,200	4,181	11,254	7,374	12,514	7,613	59.9

○ Project performance in community support and health services area was 37,074 in 2019, 18,759 in 2020, and 23,028.5 in 2021, continuously provided in COVID-19 by year.

- Mental health project for the happy old age "Mother, Father, be happy." has a high 20-year performance due to COVID-19 in terms of the number of depression tests
- The performance of enhancing the functions of the health care office as a health partner of older people using the welfare centers was 19,655 users, 1,783 users, and 2,987 users, which decreased sharply in 2020 and 2021 due to COVID-19.
- The vaccination rate of pneumococcal inoculation project for older people is continuously maintained at 77%, 56%, and 78%.
- The integrated care project by AI welfare workers, the establishment of a niche care ecosystem, and the establishment and operation of health and welfare programs were carried out in earnest in 2021.

<Annual performance of community support and health services area>

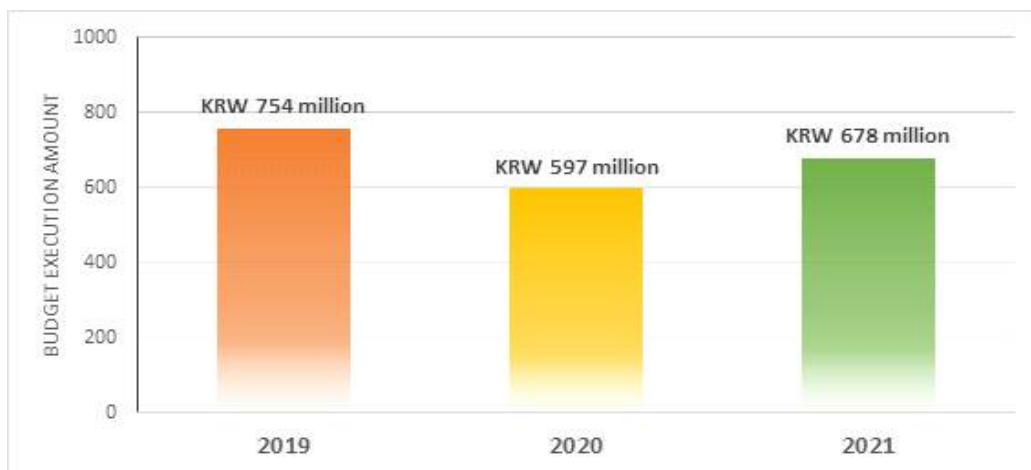
(Units: number, people)

No.	Detailed Project	Achievement Index (number)	2019		2020		2021		Achievement (%)
			Goal	Result	Goal	Result	Goal	Result	
1	Mobile safety care to prevent dying alone	Users	1,000	1,000	1,600	1,600	1,600	1,600	100.0
2	Creating an environment for community settlement after discharged from hospital	Participants	50	183		-		-	366.0
3	Concentrating case management for older people in home	Users	3,335	3,186		-		-	95.5
4	Support of preventive, customized, and integrated management	Participants	400	690		-		-	172.5
5	Project to support for registration of dentures and dental implants for older people in medical care	Users	500	651	500	629	500	583	124.2
6	Providing medical care and medical service in home	Participants	15	17	35	36	45	45	103.2
7	Expansion of dementia care facilities	Purchase of site	Site select	Site select	Site purchase	Site purchase	Design conduct	Design conduct	100.0
8	Supports air purifiers in senior citizen center	Supports	380	361	380	365	380	369	96.1
9	Care service for older people	Users		-	2,847	2,255	2,850	2,672	86.5
10	Emergency safety alert project for older people living alone	Users	262	262	535	535	780	780	100.0

11	Installation of fine dust notice system and weather electronic display board	Cases	9	9	5	5	8	8	100.0
12	Circuit education on safe drug use	Participants	400	419		–		–	104.8
13	Pneumococcal inoculation project for older people	Inoculation rate	75	77	65	56	60	78	105.5
14	Operation of the oriental medicine prevention classroom about stroke	Participants	900	933		–		–	103.7
15	Fostering culture of daily walking practices	Fostering rate	91	91		–	91	91	100.0
16	Happy company, old man's friend business	Participants	100	100		–		–	100.0
17	Exercise class for chronic diseases with local residents	Participants	90	145	120	–	100	117	84.5
18	Mental health project for the happy old age "Mother, Father, be happy."	Depression tests	4,000	1,679	4,100	7,015	4,200	2,965	94.8
19	Operation of the healthy senior citizen center of 100 years of age	Satisfaction level	96	97	98		98	96.5	66.3
20	Operation of dementia safety center	Examined people	7,500	7,493	3,000	2,875	4,500	4,294	97.8
21	Project to support care-requiring families	Supports	130	6	218	125	151	98	45.9
22	Enhancing the functions of the health care office as a health partner of older people using the welfare centers	Participants	16,758	19,655	1,877	1,783	3,141	2,987	112.2
23	Healthy retirement support where you live	Participants		–	500	1,337	1,000	2,302	242.6
24	Establishment of Artificial Intelligence (AI) Care System	Established system		–		–	512	512	100.0
25	Knock knock! Check your neighbor's safety	Participants	20	20	30	30	30	30	100.0
26	AI and IoT-based health care services for the elderly	Participants		–	600	113	600	600	59.4
27	Integrated Care Project by AI Welfare Workers	Cases		–		–	4,000	1,766	44.2
28	Establishment of a niche care ecosystem	Establishment		–		–	100	112	112.0
29	Establishment and operation of health and welfare programs	Participants					1,260	917	72.8
30	Creating an Art Space for the Elderly to Prevent Dementia	Space					6	6	100.0
Total			36,111	37,074	16,510	18,759	26,012	23,022.5	100.3

6) Social participation

- Social participation area was 11 projects and 12 indicators in 2019, 8 projects and 9 indicators in 2020, 12 projects and 13 indicators by 2021, and the total budget was KRW 2029.5 million
 - Budget execution amount for 2019: KRW 754.4 million
 - Budget Execution Amount for 2020: KRW 597 million
 - Budget execution amount for 2021: KRW 678 million
 - Budget execution in social participation area decreased by 89.8% from KRW 754.4 million in 2019 to KRW 597 million in 2020 and KRW 678 million in 2021.



<Changes in the annual budget execution amount of social participation area>

- Among the budgets for social participation area, the budget execution amount of operation of the senior specialization program by cultural facility, operation and support for programs of welfare center-type senior citizen center base has increased, making them the most stable.

<Annual budget execution details of social participation area>

(Units : KRW 1 million)

No.	Detailed Project	Achievement Index (number)	2019		2020		2021		Achievement (%)
			Goal	Result	Goal	Result	Goal	Result	
1	Making a good village led by residents	Villages	160	147	-	-	-	-	91.9
2	Operating a multiple academy program to prepare for the future	Programs	12	12	20	20	20	20	100
3	Traditional folk game contest in senior citizen center	Participants	15	15	10	-	20	-	33.3
4	Operation and support for programs of welfare center-type senior citizen center base	Bases	40	40	50	50	55	55	100
5	Strengthening the function of senior class (elderly college)	Classes	45	45	40	35	35	13	77.5
6	Operation of the senior specialization program by cultural facility	Programs/ Participants	387	387	421	421	463	457	99.5
7	Writing an autobiography of older people	Issues	27	24	-	-	27	27	94.4
8	Let's play in our local park with a park activist.	Participants	33	29	34	17	34	31	76.2
9	Operation of forest education program and forests for older people	Participants	49	49	51	50	26	26	99.2
10	Support for senior sports activities	Participants	6	6	-	-	4	4	100
11	Operation of visiting wandering theater	Users	0.5	0.4	0.1	0.1	0.1	-	71.4
12	Senior Park Playground	Operations	-	-	20	-	20	9	22.5
13	Exciting Yudeok hair shop	Users	-	-	-	-	-	-	-
14	Support for non-face-to-face leisure (non-contact) for the elderly	Supports	-	-	6	4	43	36	81.6
Total			774.5	754.4	652.1	593.1	747.1	642	91.5

○ Project performance in social participation area is 19,709 in 2019, 7,009 in 2020, and 11,712 in 2021, which is a lot in 19 years, and the performance is low due to the disconnection of social relations with COVID-19.

- The performance of operation of the senior specialization program by cultural facility was 10,939 , 4,301, and 6,938 participants, showing the highest performance in 2019.
- The performance of let's play in our local park with a park activist. showed the highest performance in 2019 with 7,221, 2,570, and 3,507 participants per year.

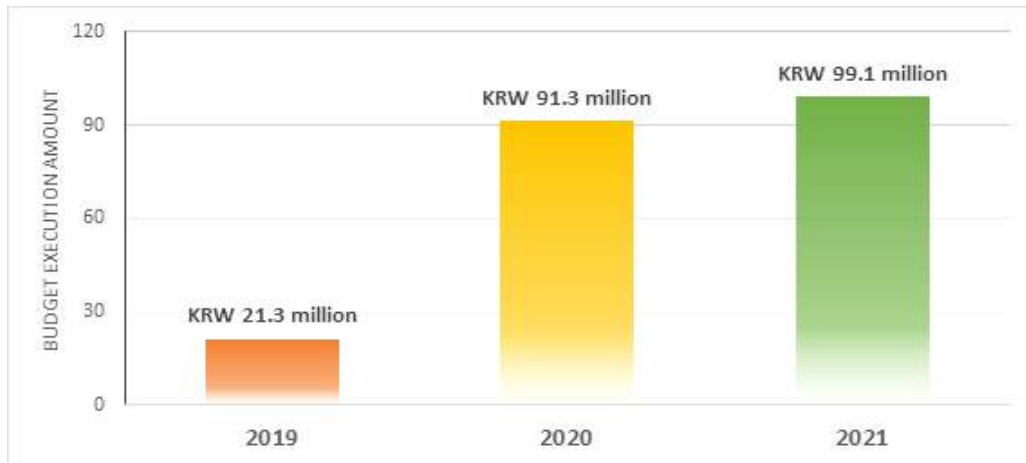
<Annual performance of social participation area>

(Units: number, people)

No.	Detailed Project	Achievement Index (number)	2019		2020		2021		Achievement (%)
			Goal	Result	Goal	Result	Goal	Result	
1	Making a good village led by residents	Villages	7	5					71.4
2	Operating a multiple academy program to prepare for the future	Programs	4	6	6	8	6	7	131.3
3	Traditional folk game contest in senior citizen center	Participants	300	300	300		300		33.3
4	Operation and support for programs of welfare center-type senior citizen center base	Bases	1	1	2	2	3	3	100
5	Strengthening the function of senior class (elderly college)	Classes	7	10	2	2	2	2	127.3
6	Operation of the senior specialization program by cultural facility	Programs/ Participants	11/ 4,000	8/ 10,939	12/ 4,300	10/ 4,301	13/ 4,600	10/ 6,938	77.8/ 171.9
7	Writing an autobiography of older people	Issues	1,200	960			1,000	1,000	89.1
8	Let's play in our local park with a park activist.	Participants	5,000	7,221	2,000	2,570	2,000	3,507	147.8
9	Operation of forest education program and forests for older people	Participants	10	15	15	20	20	14	108.9
10	Support for senior sports activities	Participants	100	100			100	100	100
11	Operation of visiting wandering theater	Users	168	144	200	63	50	30	56.7
12	Senior Park Playground	Operations			17		17	2	5.9
13	Exciting Yudeok hair shop	Users					78	78	100
14	Support for non-face-to-face leisure (non-contact) for the elderly	Supports			33	33	21	21	100
Total			6,808	19,709	2,587	7,009	3,610	11,712	295.5

7) Respect and social inclusion

- Respect and social inclusion area was 5 projects and 5 indicators in 2019, 5 projects and 5 indicators in 2020, 7 projects and 7 indicators in 2021, and the total budget was KRW 211.7 million.
 - Budget execution amount for 2019: KRW 21.3 million
 - Budget Execution Amount for 2020: KRW 91.3 million
 - Budget execution amount for 2021: KRW 99.1 million
 - The budget execution in respect and social inclusion area was from KRW 21.3 million in 2019 to KRW 91.3 million in 2020 and KRW 99.1 million in 2021, up 465.2% from 2019.



<Changes in the annual budget execution amount of respect and social inclusion area>

- Among the budgets in respect and social inclusion area, the budget execution amount of visiting human rights education was the highest in 2019, and the budget execution amount of filial duty subsidy support project increased from 2020.

<Annual budget execution details of respect and social inclusion area>

(Units : 1 million KRW)

No.	Detailed Project	Achievement Index (number)	2019		2020		2021		Achievement (%)
			Goal	Result	Goal	Result	Goal	Result	
1	Visiting human rights education	Participants	14	14	9	7	11	10	91.2
2	Project supporting the celebration of 70-year-old birthday	Supports	Non-budget	Non-budget					
3	Senior Leader Leadership Training	Participants	4	4			4	4	100
4	Project to create sympathy among generations for resolving conflicts and harmonizing of generations	Participants	0.3	0.3	2.2	1.3	0.5	0.1	56.7
5	Operation of bandages for senior citizens in cooperation between the public and private sectors	Stores			Non-budget	Non-budget	Non-budget	Non-budget	Non-budget
6	Filial duty subsidy support project	Households			100	81	100	72	76.5
7	Warm birthday party because we're together	Participants	3	3	2	2	3	3	100
8	Program that connects a single elderly family	Programs					10	10	100
Total			21.3	21.3	113.2	91.3	128.5	89.1	76.7

- Project performance in respect and social inclusion area is continuously maintained by year, with 2,818 in 2019, 3,422 in 2020, and 2,941 in 2021.
- The performance of visiting human rights education is the highest in 2019 with 2,390, 1,655, 1,108 participants per year.
 - The performance of project to create sympathy among generations for resolving conflicts and harmonizing of generations is the highest in 2020 with 147, 152, 110 participating senior citizen per year.
 - The operation performance of filial duty subsidy support project is 1,574 households in 2020 and 1,421 households in 2021

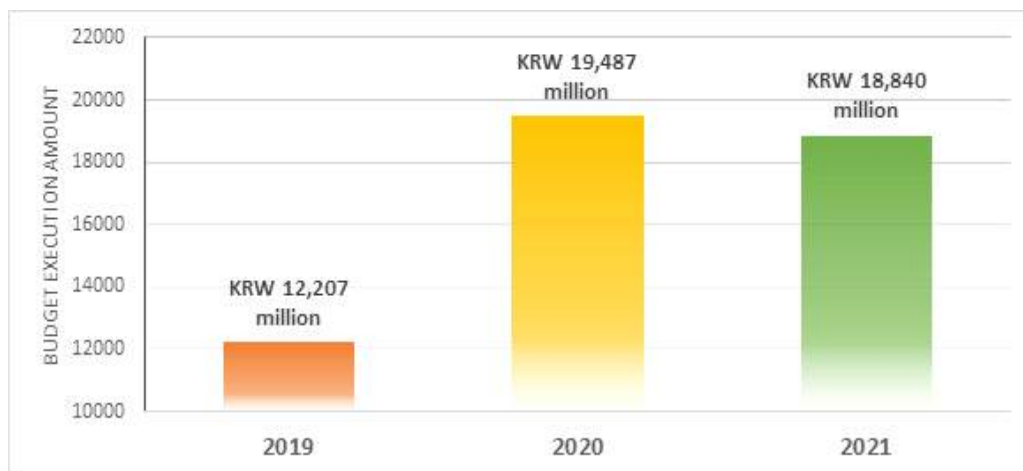
<Annual performance of respect and social inclusion area>

(Units: number, people)

No.	Detailed Project	Achievement Index (number)	2019		2020		2021		Achievement (%)
			Goal	Result	Goal	Result	Goal	Result	
1	Visiting human rights education	Participants	2,300	2,390	1,600	1,655	1,100	1,108	103.1
2	Project supporting the celebration of 70-year-old birthday	Supports	28	28					100
3	Senior Leader Leadership Training	Participants	225	225			228	228	100
4	Project to create sympathy among generations for resolving conflicts and harmonizing of generations	Participants	180	147	500	152	110	110	51.8
5	Operation of bandages for senior citizens in cooperation between the public and private sectors	Stores			10	17	20	17	113.3
6	Filial duty subsidy support project	Households			2,000	1,574	2,000	1,421	74.9
7	Warm birthday party because we're together	Participants	30	28	25	24	36	35	95.6
8	Program that connects a single elderly family	Programs					22	22	100
Total			2,763	2,818	4,135	3,422	3,516	2,919	87.9

8) Civic participation and employment

- Civic participation and employment area was 5 projects and 5 indicators in 2019, 4 projects and 4 indicators in 2020, and 5 projects and 5 indicators in 2021, and the total budget was KRW 50,534 million
 - Budget execution amount for 2019: KRW 12,207 million
 - Budget Execution Amount for 2020: KRW 19,487 million
 - Budget execution amount for 2021: KRW 18,840 million
 - The budget execution amount of civic participation and employment area increased by 154.3% from KRW 12,207 million in 2019 to KRW 19,487 million in 2020 and KRW 18,840 million in 2021.



<Changes in the annual budget execution amount of civic participation and employment area>

- Among the budgets for civic participation and employment area, the budget execution amount of expansion of projects to support older people's jobs and social activities continued to increase, and the budget execution amount of job support projects in preparation for old age decreased.

<Annual budget execution details of civic participation and employment area>

(Units : KRW 1 million)

No.	Detailed Project	Achievement Index (number)	2019		2020		2021		Achievement (%)
			Goal	Result	Goal	Result	Goal	Result	
1	Project of developing and sending senior teacher to read picture books	dispatched people/ Places	0.9	0.9	16	15			84.1
2	Expansion of projects to support older people's jobs and social activities	Employee	11,963	11,963	19,256	19,256	18,669	18,669	100
3	Silver volunteer activities 'Young as hundred years old'	Senior citizen center	Non-budget	Non-budget	Non-budget	Non-budget	Non-budget	Non-budget	Non-budget
4	Job support projects in preparation for old age	Supported people	162	162	175	135	98	98	90.8
5	Downtown culture and arts activities through sharing talents of older people	Participants	81	81	81	81	57	57	100
6	Project to dispatch lifelong education activists for the second act of life	dispatched people					16	16	100
Total			12,206.9	12,206.9	19,528	19,487	18,824	18,824	99.9

○ Project performance in civic participation and employment area is 4,470 in 2019, 5,527 in 2020, and 5,762 in 2021, which is stable and continuously maintained by year.

- The operation performance of expansion of projects to support older people's jobs and social activities continues to increase to 4,261, 5,342, and 5,562.
- The operation performance of job support projects in preparation for old age was 71 , 60, and 51 people, with the highest performance in 2019.

<Annual performance of civic participation and employment area>

(Units: number, people)

No.	Detailed Project	Achievement Index (number)	2019		2020		2021		Achievement (%)
			Goal	Result	Goal	Result	Goal	Result	
1	Project of developing and sending senior teacher to read picture books	dispatched people/ Places	20	20	38	25			77.6
2	Expansion of projects to support older people's jobs and social activities	Employee	4,000	4,261	5,200	5,342	5,300	5,562	104.6
3	Silver volunteer activities 'Young as hundred years old'	Senior citizen center	10	18			10	15	165.0
4	Job support projects in preparation for old age	Supported people	64	71	70	60	39	51	105.2
5	Downtown culture and arts activities through sharing talents of older people	Participants	100	100	100	100	100	100	100
6	Project to dispatch lifelong education activists for the second act of life	dispatched people					30	34	113.3
Total			4,194	4,470	5,408	5,527	5,479	5,728	104.3