



# Assessing the Livability Needs of Older Adults in Alachua County

## 2019 Alachua County Age-Friendly Community Survey Results

Prepared by Jeff Satine, MPH  
Florida Department of Health in Alachua County  
University of Florida, College of Public Health and Health Professions

In consultation with Michael Moorhouse, PHD and Kourtney Oliver, MS



## Table of Contents

---

	<b>Page</b>
<b>Executive Summary</b> -----	<b>2</b>
<b>Purpose and Background</b> -----	<b>3</b>
<b>Methodology</b> -----	<b>3</b>
<b>Participants Profile</b> -----	<b>4</b>
<b>Limitation</b> -----	<b>4</b>
<b>Survey Results</b> -----	<b>6</b>
<b>Survey Demographic</b> -----	<b>19</b>
<b>Appendix</b> -----	<b>21</b>
<b>References</b> -----	<b>26</b>

## Executive Summary

To meet the needs of older adults in Alachua County, a partnership was formed between Florida Department of Health in Alachua, Elder Options of North Central Florida and Community Coalition of Older Adults (CCOA). A needs assessment in the form of a survey was conducted to understand the needs of older adults 50 years or older in Alachua County compared to the World Health Organizations' eight domains of livability. The findings show:

- Participants lived in Alachua County for an average of 29 years (Ranging from 2 months to 85 Years)
- Approximately 79 percent of residents 50 years and older rated Alachua County as either “Good”, “Very good “or “Excellent” place to live as they age.
- 2 out 3 (69%) of residents 50 years and older reported it is "very important or extremely important" for them to remain in Alachua county for as long as possible.
- Among the eight domains; community and health services, housing, outdoor spaces and buildings, and transportation were ranked most important.
- “Employment” “housing” and “transportation” had the poorest community perception among all the eight domains.
- “Housing”, “transportation”, “respect and social inclusion” were identified as the three domains with the greatest gap when comparing perception to importance.
- Housing was identified as the domain with the greatest gap when comparing perception to importance across all districts in Alachua County.

## Purpose

The Age-Friendly Alachua County surveys' primary purpose is to assess the needs of residents in Alachua County who are 50 years or older in relationship with WHO eight-domains of livability. The survey results will serve as a guide to inform stakeholders and community leaders in developing a 3-5 years community age-friendly action plan.

## Background

In response to an aging population and increase of urbanization, World Health Organization (WHO) researchers have developed eight indicators that communities should tackle in pursuit of an age-friendly community. These indicators include outdoor space and buildings, housing, transportation, respect and social inclusion, civil participation and employment, social participation, communication and information, community and health services. Communities across the globe including in the state of Florida are committed to improve the lives of their older residents and have joined WHO Global Network for Age-Friendly Cities and Communities.

Led by Community Coalition of Older Adults (CCOA) and collaboration between Elder Options of North Central Florida and Florida Department of Health in Alachua, Alachua County joined WHO AARP/Age-Friendly Network of Community and Cities on April 2019. As a requirement to join the Age-Friendly Community Network, Alachua County had to first apply with the support of Alachua County Commissioners and commit to assess the need of their older residents in order to create a 3-5-year action plan to address those needs.

## Methodology

To assess the needs of older adults, Age-Friendly Alachua used a modified AARP Age-Friendly survey. The original AARP Age-Friendly survey contained over 40 questions and was created to capture information consistent with WHO's eight-domains of livability. Age-Friendly Miami-Dade later modified the survey to create a shorter-version that contained 22 questions. The survey was modified to broadly reflect each livability domain. The modified AARP Age-Friendly survey contains 19 closed-ended questions and 3 open-ended questions which assess: (1) residents' **perception** about aging in their current community, and (2) how **important** it is for them to have certain domains in their community. In addition, the survey also measures the number of individuals who volunteer or have limitations due to disability or chronic illnesses. Lastly, the survey also focused on how older adults receive information in their community.

The researcher collected data from individuals 50 years or older who live in Alachua County. Subjects were recruited using a convenience sampling strategy whereby the researchers partnered with various organizations to distribute the survey online and during in person interaction with community partners venues. The survey was open for a total of eight weeks. Community partners who distributed the survey included: Florida Department of Health-Alachua, Elder Options of North Central Florida, Eldercare/Senior Center, Community Coalition

of Older Adults (CCOA), Alachua County Social Services, Alachua County Libraries, and Partnership for Strong Families, local African American Churches, and WCJB TV 20 News.

While 641 surveys were collected, only 602 were analyzed. Surveys that were left completely blank or surveys missing 25% responses on questions that asked about the eight domains were removed during the data cleaning process. Descriptive statistics were used to analyze the survey via Qualtrics and Microsoft Excel. Topical survey was used to support quantitative data using Nvivo.

## **Participants Profile**

According to the Florida Department of Health (FDOH), in 2017 there were 77,078 individuals 50 years or older living in Alachua County. In 2017, the population of adults 50 years or older in Alachua County made up of 17.1% Black, 73.1% White and 4.8% other races (FDOH, 2017). A detailed breakdown of the survey demographic is available on page 19 and 20. Meanwhile, the racial composition of those who participated in the survey include 14% Black, 81% White, 4% other races. About 4% of the survey participants identified as Hispanic or Latino. The language spoken at home for majority (99%) of participants was English.

Furthermore, in 2017 according to the FDOH, 10.9% of Alachua County population were between 50 to 59 years old, 15.6% were between 60 to 79 years old and 6.4% were 80 years or older. Among survey participants, about 18.52% were between age 50 to 59. The majority of the participants (73.4%) were between 60 to 79 years old. About 8.08% of participants were 80 years or older.

## **Limitations**

Since the survey was done using convenience sampling, the major limitation for the survey was selection bias. The survey was available online, therefore people with limited access to internet may have been less represented. Moreover, the survey was primarily distributed using the Senior Center and Florida Department of Health in Alachua County listservs. Individuals on the listserv who participated may be individuals who are more active in their community and have more to say. To address a few of the limitations several outreaches and tabling events were conducted in rural and in lower income communities, to provide individuals without computer access to take the survey in person. Meanwhile, since the survey was convenience sampled, the results may not be generalizable to the entire older adult population in Alachua County.



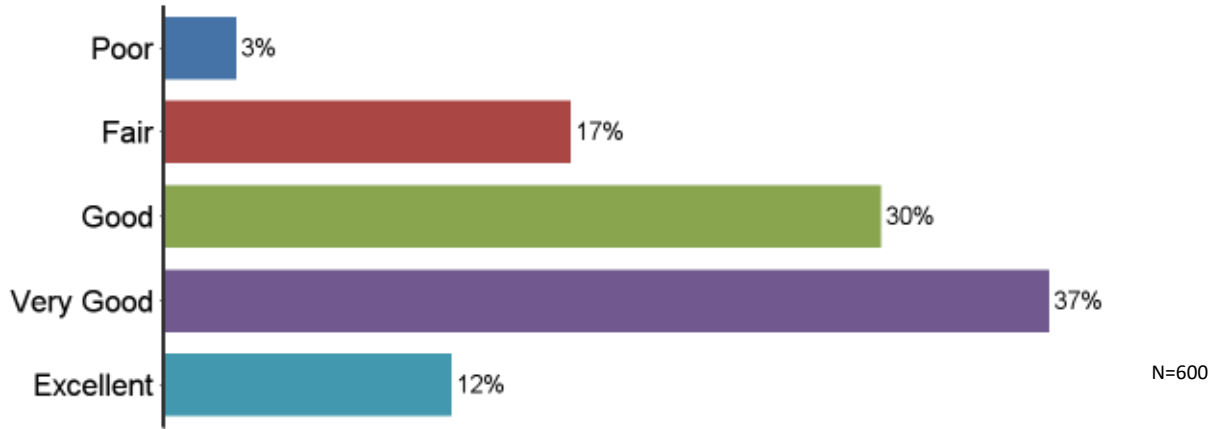
AARP. (n.d.). Introduction to the 8 Domains of Livability.

29 years

The average time residents reported living in Alachua County with a range of 2 month to 85 years.

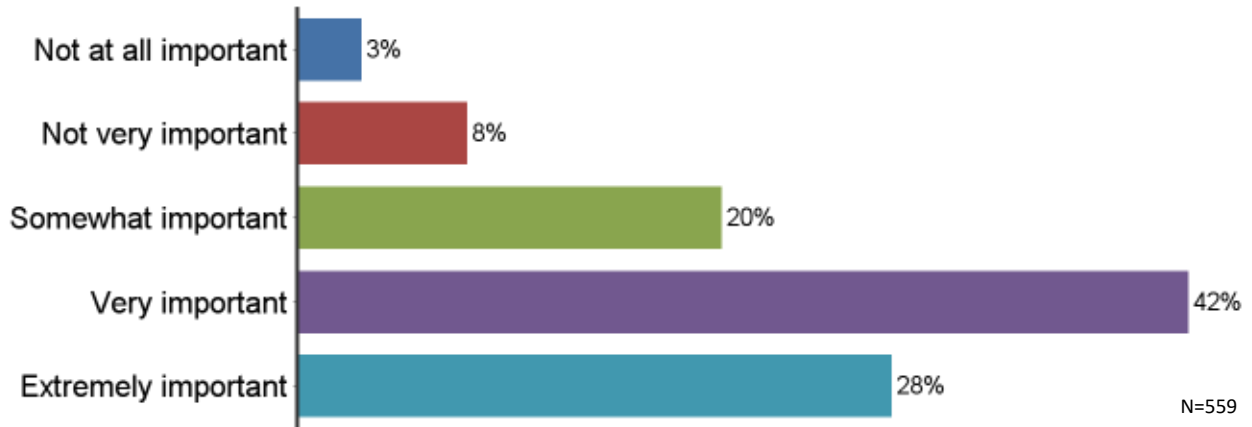
**Community Rating: How would you rate Alachua County as a place for people to live as they age?**

About 80 percent of residents 50 years or older rated Alachua County as either "Good", "Very Good" or "Excellent" place to live as they age.



**Aging in Alachua County: How important is it for you to remain in Alachua County for as long as possible?**

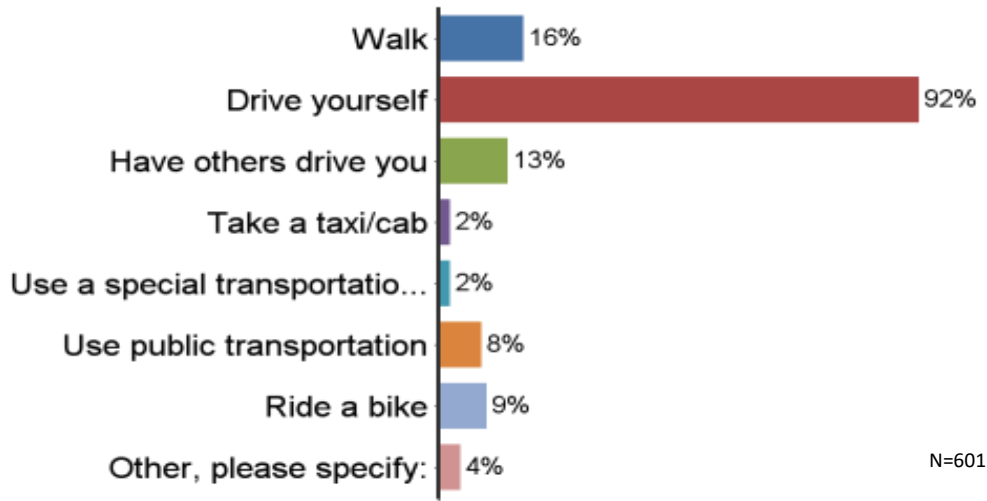
Approximately 2 out 3 (70%) of residents 50 years or older said it is "very important" or "extremely important" for them to remain in Alachua county for as long as possible.



**Local Commute: How do you usually get around in Alachua County for shopping, visiting the doctor, running errands?**

Majority (92%) of residents 50 years or older report that they drive themselves for things such as shopping, doctor’s appointment and running errands.

*\*Responders could choose more than one mode of transportation*



**Community Priority (Important): How important is it for you to have the following in Alachua County?**

Question	Not at all important	Not very important	Somewhat important	Very important	Extremely important
a) Safe and enjoyable parks, places and buildings for you to live and be active.	0%	1%	11%	39%	48%
b) Reliable, accessible and safe transportation options for you to get around including walking, biking, transit, as well as driving.	1%	3%	10%	38%	49%
c) Housing that is affordable, accessible, and adapted to your needs.	1%	2%	12%	29%	56%
d) A wide range of opportunities for you to be social and interact with your neighbors and community.	1%	2%	19%	38%	40%



e) A sense that older adults are welcomed and valued in all settings.	1%	1%	12%	37%	48%
f) A wide range of employment and entrepreneurship opportunities	8%	16%	28%	28%	20%
g) Opportunities to get involved in your local government and advocate for issues you care about.	3%	10%	32%	36%	20%
h) Access to information about services and opportunities.	1%	1%	12%	43%	43%
i) Quality health care and community-based wellness and supportive services (senior centers, etc).	0%	1%	4%	27%	68%

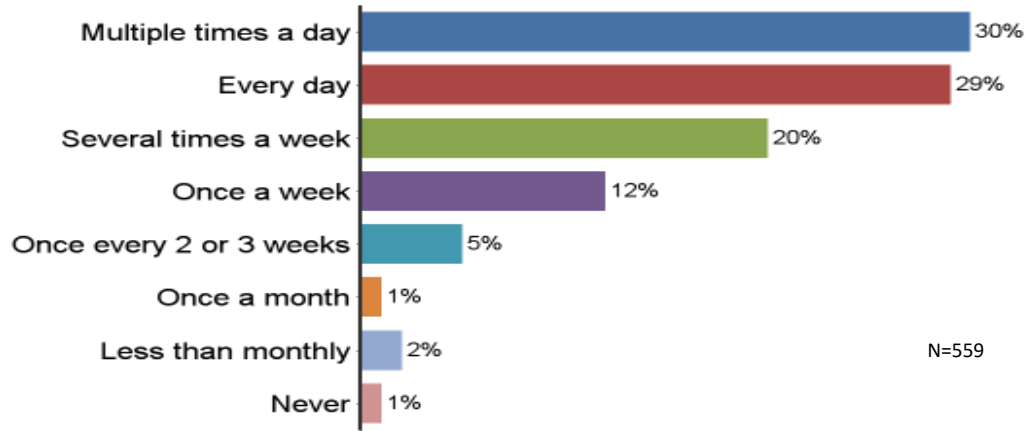
**Community Perception: How would you rate the following CURRENTLY in Alachua County?**

Question	Poor	Fair	Good	Very Good	Excellent
a) Safe and enjoyable parks, places and buildings for you to live and be active.	3%	10%	34%	38%	15%
b) Reliable, accessible and safe transportation options for you to get around including walking, biking, transit, as well as driving.	11%	25%	36%	20%	7%
c) Housing that is affordable, accessible, and adapted to your needs.	17%	28%	35%	15%	6%
d) A wide range of opportunities for you to be social and interact with your neighbors and community.	6%	17%	39%	27%	11%
e) A sense that older adults are welcomed and valued in all settings.	9%	22%	37%	23%	9%
f) A wide range of employment and entrepreneurship opportunities.	13%	33%	37%	12%	5%
g) Opportunities to volunteer and get involved in your local government.	4%	14%	35%	34%	13%
h) Access to information about services and opportunities.	6%	18%	37%	29%	9%
i) Quality health care and community-based wellness and supportive services (senior centers, etc).	5%	15%	25%	32%	24%

**Social Interaction: How often do you have contact with family, friends, or neighbors who do not live with you?**

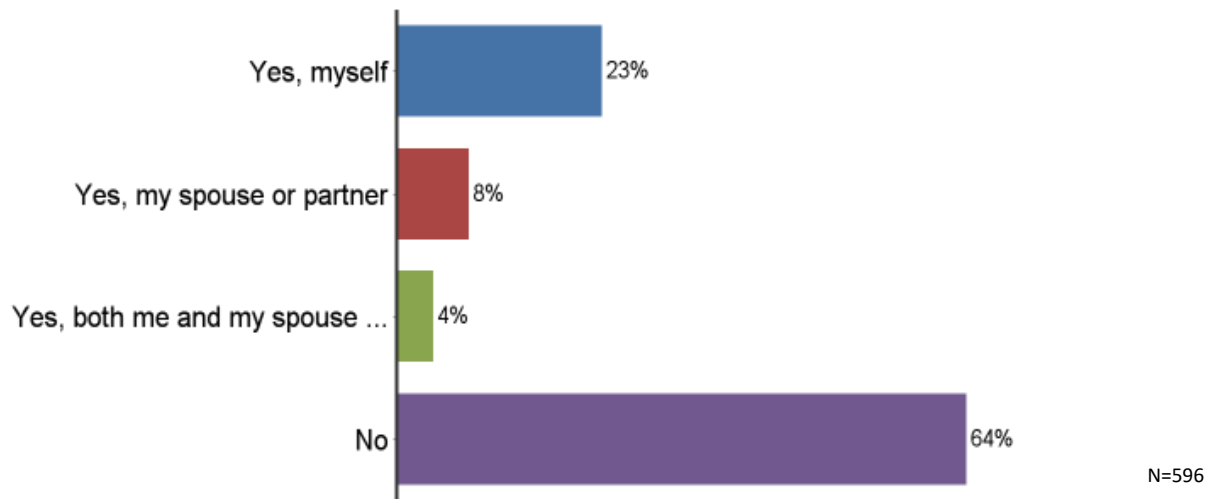
About 59% of residents 50 years or older report they have had contact with people outside their home including family member and friends “multiple times a day” or “every day”

*\*This interaction could be by phone, in person, email or social media (such as Facebook).*



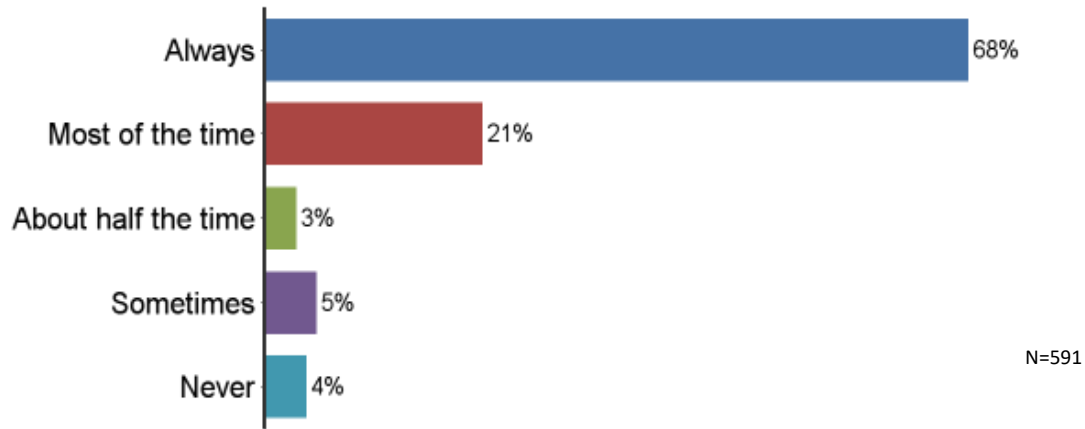
**Mobility: Does any disability or chronic disease keep you and/or your spouse or partner from fully participating in work, school, housework or other activities?**

Majority (64%) of residents 50 years or older report disability or chronic disease didn't keep them from fully participating in activity at work, school, or their' home.



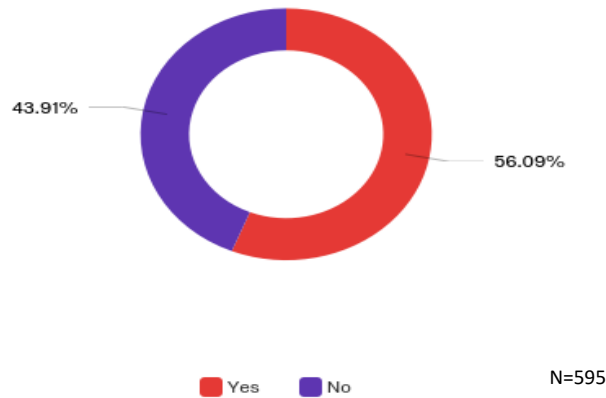
**Civil Participation: Thinking about local elections in Alachua County, in the last five years, how often would you say you voted?**

About 89% of residents 50 years or older report they have “Always” or “Most of the Time” voted in local elections the past five years.



**Community Engagement: Do you currently volunteer in the community?**

56% of residents reported they are currently volunteering in their community.

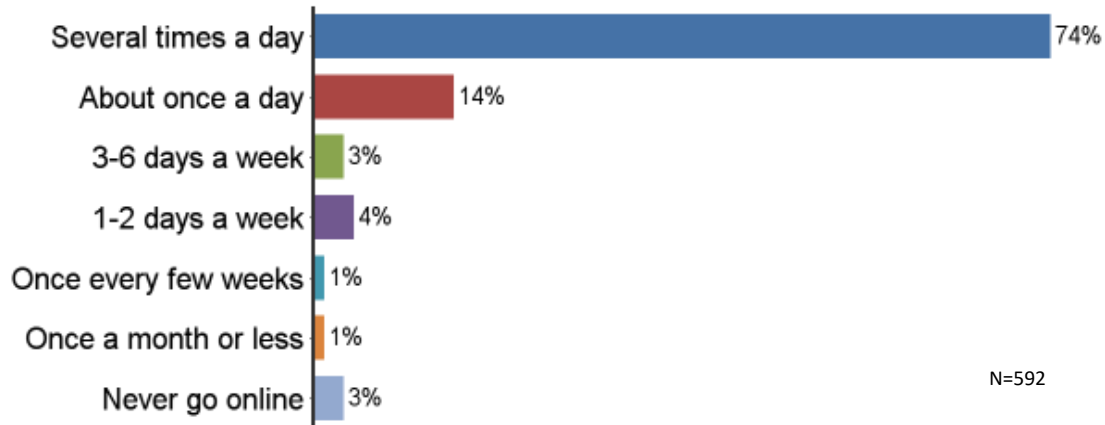


**Reason for not volunteering were:**

- Health issues
- Limited mobility
- Busy working schedule
- Lack of transportations

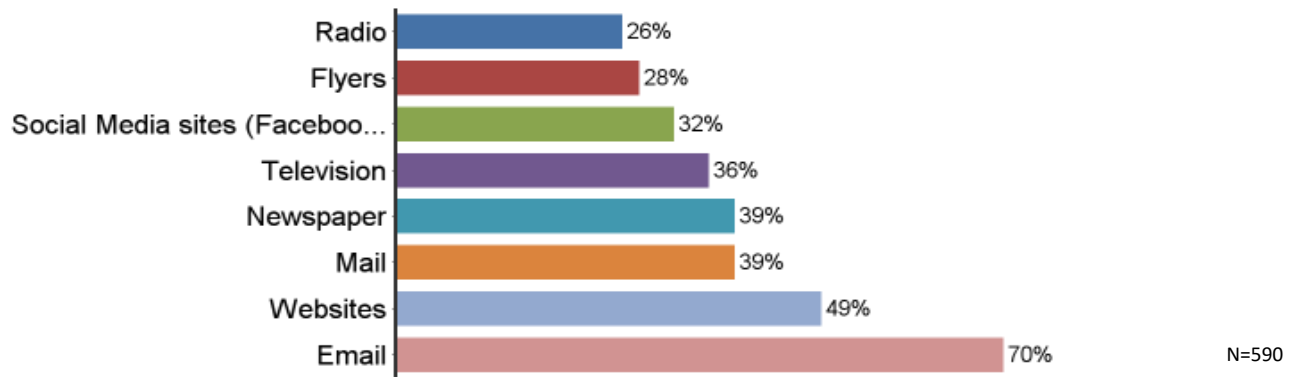
**Internet Access: In general, how often do you go online to access the Internet?**

Over 80% of residents report that they access the internet at least once a day. Only 3% report they never go online.



**Preferred Methods of Communication: In general, what ways do you prefer to learn about opportunities, services, events or programs available to you in Alachua County?**

Majority (70%) of residents prefer to receive information about opportunities, services, events or program in their community via emails, websites and newsletters.



	<i>Domains</i>	<i>Questions Asked</i>
	Respect and Social Inclusion	A sense that older adults are welcomed and valued in all settings
	*Civic Participation and Employment	A wide range of employment and entrepreneurship opportunities
	Social Participation	A wide range of opportunities for you to be social and interact with your neighbors and community
	Communication and Information	Access to information about services and opportunities
	Housing	Housing that is affordable, accessible, and adapted to your needs
	*Civic Participation and Employment	Opportunities to get involved in your local government and advocate for issues you care about
	Community Support & Health Services	Quality health care and community-based wellness and supportive services (senior centers, etc.)
	Transportation	Reliable, accessible, and safe transportation options for you to get around including walking, biking, transit, as well as driving
	Outdoor Space and Buildings	Safe and enjoyable parks, places and buildings for you to live and be active

\*Employment and Civic Participation are one domain, but were asked separately

## Community Perception

Residents ranked each domain of livability in their community from poor to excellent. The score is listed least to greatest.

*Scored from “Poor” (1) to “Excellent” (5)*

Domains	Questions	M	SD
Employment*	A wide range of employment and entrepreneurship opportunities.	2.63	1.00
Housing	Housing that is affordable, accessible, and adapted to your needs.	2.63	1.09
Transportation	Reliable, accessible and safe transportation options for you to get around including walking, biking, transit, as well as driving.	2.87	1.10
Respect and Social Inclusion	A sense that older adults are welcomed and valued in all settings.	3.00	1.09
Communication and Information	Access to information about services and opportunities.	3.18	1.03
Social Participation	A wide range of opportunities for you to be social and interact with your neighbors and community.	3.20	1.00
Civic Participation*	Opportunities to get involved in your local government and advocate for issues you care about.	3.39	1.01
Outdoor Space and Buildings	Safe and enjoyable parks, places and buildings for you to live and be active.	3.52	1.09
Community and Health Services	Quality health care and community-based wellness and supportive services (senior centers, etc.).	3.56	1.14
<b>*Employment and Civic Participation are one domain, but were asked separately</b>			

## Community Priority (Important)

Residents ranked the importance of each domain of livability. The score is listed from greatest to least.

*Scored from "Not at all important" (1) to "Extremely important" (5)*

Domain	Questions	M	SD
Community and Health Services	Quality health care and community-based wellness and supportive services (senior centers, etc.).	4.62	0.61
Housing	Housing that is affordable, accessible, and adapted to your needs.	4.37	0.84
Outdoor Space and Buildings	Safe and enjoyable parks, places and buildings for you to live and be active.	4.34	0.75
Transportation	Reliable, accessible and safe transportation options for you to get around including walking, biking, transit, as well as driving.	4.3	0.84
Respect and Social Inclusion	A sense that older adults are welcomed and valued in all settings.	4.31	0.81
Communication and Information	Access to information about services and opportunities.	4.28	0.74
Social Participation	A wide range of opportunities for you to be social and interact with your neighbors and community.	4.16	0.84
Civic Participant*	Opportunities to get involved in your local government and advocate for issues you care about.	3.61	1.00
Employment*	A wide range of employment and entrepreneurship opportunities.	3.38	1.19
<b>*Employment and Civic Participation are one domain, but were asked separately</b>			

## Community Need Gap

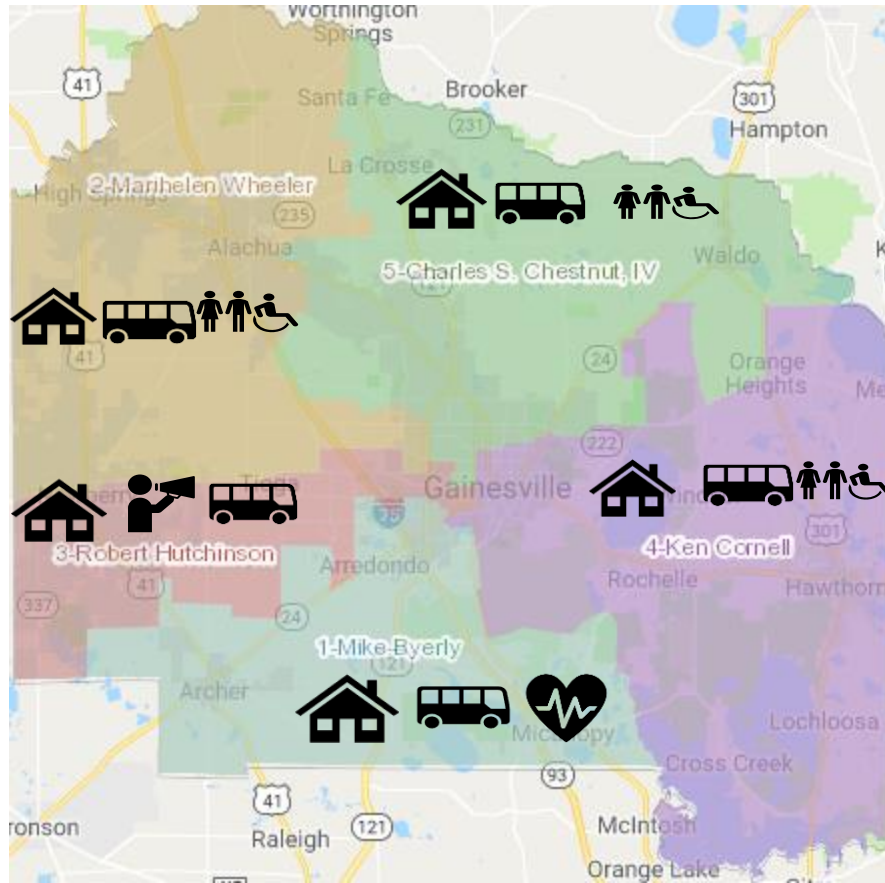
The highest rate differences were seen in housing, transportation, respect/social inclusion.

Domains Of Livability	Substantially Unmet -2.00-(-1.01)	Slightly Unmet -1.00-(- 0.01)	Slightly Met 0.01-1.00	Substantially Met 1.01-2.00	
	Current Status		Importance		
	M	SD	M	SD	Difference
<b>Housing</b>	2.63	1.09	4.37	0.84	-1.74
<b>Transportation</b>	2.87	1.10	4.30	0.84	-1.43
<b>Respect and Social Inclusion</b>	3.00	1.09	4.31	0.81	-1.31
<b>Communication and Information</b>	3.18	1.03	4.28	0.74	-1.11
<b>Community &amp; Health Services</b>	3.56	1.14	4.62	0.61	-1.06
<b>Social Participation</b>	3.20	1.00	4.16	0.84	-0.96
<b>Outdoor Space and Buildings</b>	3.52	1.09	4.34	0.75	-0.78
<b>Employment*</b>	2.63	1.00	3.38	1.19	-0.75
<b>Civic Participation*</b>	3.39	1.01	3.61	1.00	-0.22

*\*Employment and Civic Participation are one domain, but were asked separately*



# Community Need Gap by District



District	Commissioner	N
1	Mike Byerly	69
2	Marihelen Wheeler	53
3	Robert Hutchinson	69
4	Ken Cornell	100
5	Charles Chestnut, IV	295

## Selected quotes and comments from surveys

### **Housing- Lack of affordable housing**

- “Alachua county does not have affordable housing for anyone 59 and older with a medium income. Not low and not high. Everything is catered to the college students and it is not fair! Rent is super expensive and the apartment is run down. It’s a shame.”
- “My only problem here is finding low income housing for really low income senior citizens”
- “Gainesville has a critical need for affordable housing for seniors and rather than move them away from shopping and services, I hope this kind of housing can be integrated into the Gainesville community.”

### **Transportation- Poor roads, and limited access to transportation for people in rural areas**

- “I would like to see improved public transit for the outlying areas of the county. I live in LaCrosse, which is about 15 miles from the nearest bus stop. When I have had injuries that prevented me from riding my motorcycle to work, I had to scramble to get rides from friends or neighbors. Many of my neighbors who are elderly or can't drive for any reason have a lot of trouble taking care of basic needs (such as buying groceries or getting to a job) & lose independence because there is no public transit outside of Gainesville.”
- “There are many poor road conditions, with potholes and uneven surfaces inside and outside the town of Alachua. Driving is dangerous on rainy days.”
- “Gainesville still needs more bike lanes or at least ramps to get up onto the sidewalk where there is no lane. There are ramps at every corner, but corners are sometimes far apart.”

### **Respect and Social Inclusion: Age Discrimination/exploitation**

- “Definite age discrimination frequently occurs in this community”
- “Please educate law enforcement on the importance of recognizing exploitation as the felony it is.”

### **Communication and Information: A need to improve the dissemination of resources**

- “Unfortunately we have seniors living in our community who lack family support as well as financial means to obtain needed services. If resources are available they don’t know about it or the resource is limited.”
- “Seniors need information about aca and choices with specific conditions especially aging seniors with hiv. A growing group of people in need”

### **Positive Feedback from Resident**

- “Nothing else to add except this is a great place to live!”
- “Alachua is a good place for seniors to live and thrive. Health care is good and necessary.”

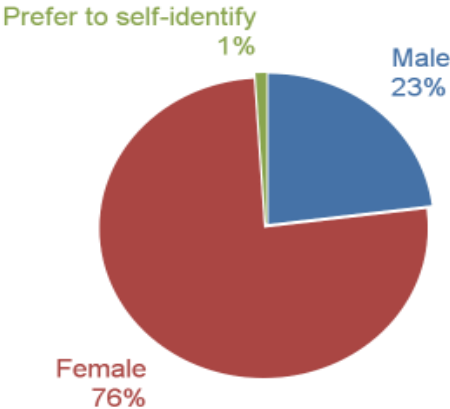
- “I am attending Aging Well and Planning Ahead at the Senior Center in Gainesville. This program is excellent. I have learned so much about resources. Resources in FL are complicated and confusing so this seminar was necessary.”
- We love Gainesville and Alachua County. It is a very special place to live!

### **Community Suggestions for Age-Friendly Alachua County**

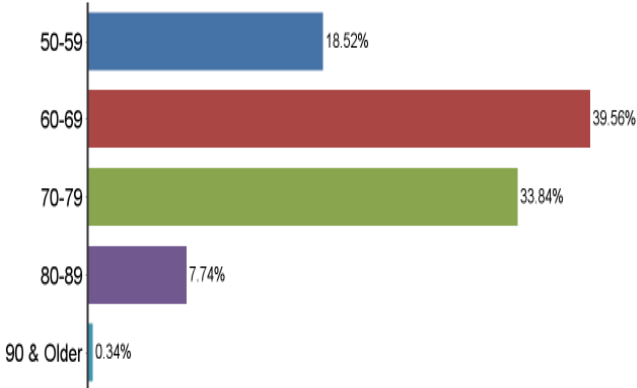
- “Alachua is, without doubt, generally unfriendly for seniors, more so for low and moderate income seniors. Housing costs are excessive. There is a grand total of one (1) 55+ housing community in the county (Turkey Creek Forest). While the senior center is nice, it is about 10 miles from me one way, which is too far and going there involves too much traffic. If Alachua County wishes to be senior-friendly it needs to create a lot more affordable senior housing communities with senior-oriented activities that are conveniently located.”
- “Suggestions...each small town has a branch library. Why can't the senior center programs be offered there or at the schools or rec center? Same goes for health fairs, mobile clinics, programs on assisted living options senior services fairs etc. The venues are available but the effort is not coordinated. Progress Energy park is also a great site that probably has many willing corporate sponsors.”
- “We need an aging in place support club, like the Villages movement!”
- “It would really be nice if there was some type of exchange for goods and services related to us older citizens.”
- “Need more store and restaurant on Eastside Gainesville”
- “Gainesville needs ACTIVE over 55 communities to attract and keep (younger) retirees in Gainesville. I don't mean the Village or Oak Hammock which tends to attract older seniors. I'm referring to communities in Ocala or South Florida of homes and condominiums with amenities like Clubhouses, pools and golf courses. Butler Plaza should build condos where older adults could live and be able to walk places to eat or get groceries and not have to depend on driving to meet daily needs.”
- “We need to construct a Senior Center in the SW section of Gainesville.”

# Survey Demographic

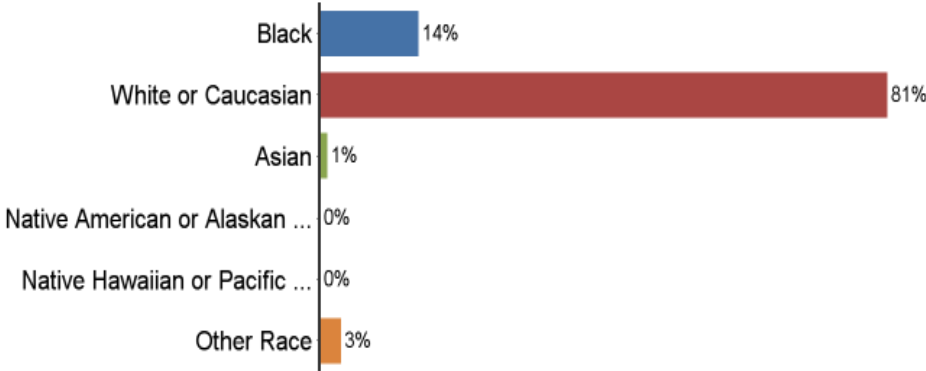
## Gender



## Age



## Race



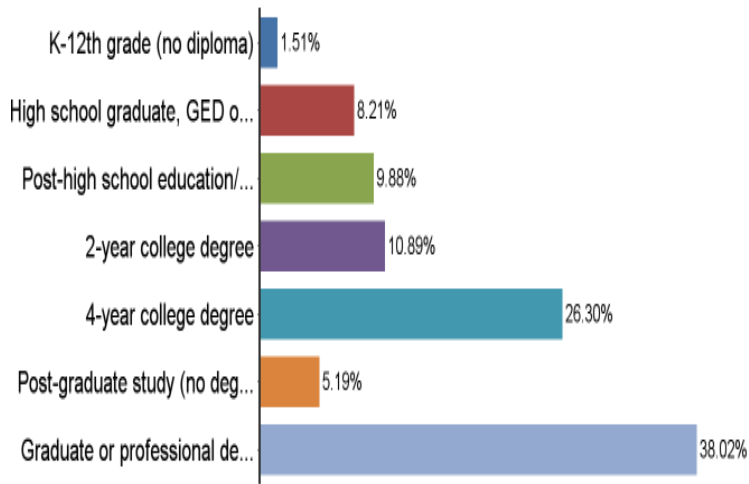
## Language Spoken at Home



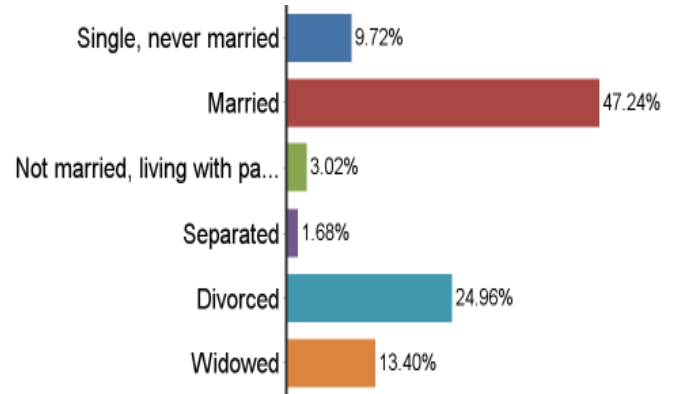
## Hispanic Descent



## Education Levels



## Marital Status



Zip codes	Number of Participants
<b>32605</b>	113
<b>32608</b>	68
<b>32653</b>	62
<b>32606</b>	56
<b>32609</b>	48
<b>32601</b>	44
<b>32641</b>	44
<b>32607</b>	40
<b>32615</b>	39
<b>32669</b>	22
<b>32643</b>	13
<b>32618</b>	7
<b>32667</b>	6
<b>32640</b>	5
<b>32694</b>	5
<b>32603</b>	4
<b>32622</b>	3
<b>32604</b>	2
<b>32658</b>	2
<b>32616</b>	1
<b>32631</b>	1
<b>32696</b>	1
<i>16 zip codes were unrecognizable</i>	

## **Appendix: Survey Instrument**

### **AGE-FRIENDLY COMMUNITY SURVEY Alachua County, FL 2019**

#### **Introduction:**

Alachua County Age-Friendly Initiative is conducting this survey among residents age 50 and over to understand your needs as you age and to make our community a great place to live, work, and play. An age-friendly community is designed to keep everyone active, engaged, and healthy with dignity and joy as you age. This is a benefit to residents of all ages and abilities. Your responses will help inform our Age-Friendly Action Plan.

#### **Participation:**

The survey is completely anonymous and doesn't ask any personal health information. Your participation is voluntary, and you can decline to participate, or withdraw consent at any time, with no consequences.

#### **Confidentiality:**

There is a minimal risk that security of any online data may be breached, but our survey host (QUALTRICS) uses strong encryption and other data security methods to protect your information. Only the researchers will have access to your information on the Qualtrics server. No identifying information will be collected or connected with your responses.

#### **Time Required:**

The survey contains 22 questions. The estimated completion time is 10 minutes.

#### **Contact Information:**

For more information about this survey, please contact Jeff Satine at (352) 225-4195 or at [Jsatine@ufl.edu](mailto:Jsatine@ufl.edu). To learn more or get involved with Alachua County Age-Friendly Initiative, please contact [griffisk@agingresources.org](mailto:griffisk@agingresources.org).

University of Florida Institutional Review Board Number: IRB201900686

#### **Electronic Consent:**

If you would like to participate, please click "Yes" to begin

**YES**

1. How long have you lived in Alachua County? Months \_\_\_\_\_ Years \_\_\_\_\_

2. What is your 5-digit zip code? (For Example, 32601 or 32641) \_\_\_\_\_

3. How would you rate Alachua County as a place for people to live as they age?

Poor	Fair	Good	Very Good	Excellent
<input type="checkbox"/> <sub>1</sub>	<input type="checkbox"/> <sub>2</sub>	<input type="checkbox"/> <sub>3</sub>	<input type="checkbox"/> <sub>4</sub>	<input type="checkbox"/> <sub>5</sub>

4. How important is it for you to remain in Alachua County for as long as possible?

Not at all important	Not very important	Somewhat important	Very important	Extremely important
<input type="checkbox"/> <sub>1</sub>	<input type="checkbox"/> <sub>2</sub>	<input type="checkbox"/> <sub>3</sub>	<input type="checkbox"/> <sub>4</sub>	<input type="checkbox"/> <sub>5</sub>

5. How do you usually get around in Alachua County and surrounding communities for shopping, visiting the doctor, running errands, etc? CHECK ALL THAT APPLY

- <sub>1</sub> Walk
- <sub>2</sub> Drive yourself
- <sub>3</sub> Have others drive you
- <sub>4</sub> Take a taxi/cab
- <sub>5</sub> Use a special transportation service, such as one for seniors or persons with disabilities
- <sub>6</sub> Use public transportation
- <sub>7</sub> Ride a bike
- <sub>8</sub> Other, please specify: \_\_\_\_\_

6. How important is it for you to have the following in Alachua County?

	Not at all important	Not very important	Somewhat important	Very important	Extremely important
a. Safe and enjoyable parks, places and buildings for you to live and be active.	<input type="checkbox"/> <sub>1</sub>	<input type="checkbox"/> <sub>2</sub>	<input type="checkbox"/> <sub>3</sub>	<input type="checkbox"/> <sub>4</sub>	<input type="checkbox"/> <sub>5</sub>
b. Reliable, accessible and safe transportation options for you to get around including walking, biking, transit, as well as driving.	<input type="checkbox"/> <sub>1</sub>	<input type="checkbox"/> <sub>2</sub>	<input type="checkbox"/> <sub>3</sub>	<input type="checkbox"/> <sub>4</sub>	<input type="checkbox"/> <sub>5</sub>
c. Housing that is affordable, accessible, and adapted to your needs.	<input type="checkbox"/> <sub>1</sub>	<input type="checkbox"/> <sub>2</sub>	<input type="checkbox"/> <sub>3</sub>	<input type="checkbox"/> <sub>4</sub>	<input type="checkbox"/> <sub>5</sub>
d. A wide range of opportunities for you to be social and interact with your neighbors and community.	<input type="checkbox"/> <sub>1</sub>	<input type="checkbox"/> <sub>2</sub>	<input type="checkbox"/> <sub>3</sub>	<input type="checkbox"/> <sub>4</sub>	<input type="checkbox"/> <sub>5</sub>
e. A sense that older adults are welcomed and valued in all settings.	<input type="checkbox"/> <sub>1</sub>	<input type="checkbox"/> <sub>2</sub>	<input type="checkbox"/> <sub>3</sub>	<input type="checkbox"/> <sub>4</sub>	<input type="checkbox"/> <sub>5</sub>
f. A wide range of employment and entrepreneurship opportunities	<input type="checkbox"/> <sub>1</sub>	<input type="checkbox"/> <sub>2</sub>	<input type="checkbox"/> <sub>3</sub>	<input type="checkbox"/> <sub>4</sub>	<input type="checkbox"/> <sub>5</sub>

g. Opportunities to get involved in your local government and advocate for issues you care about.	<input type="checkbox"/> <sub>1</sub>	<input type="checkbox"/> <sub>2</sub>	<input type="checkbox"/> <sub>3</sub>	<input type="checkbox"/> <sub>4</sub>	<input type="checkbox"/> <sub>5</sub>
h. Access to information about services and opportunities.	<input type="checkbox"/> <sub>1</sub>	<input type="checkbox"/> <sub>2</sub>	<input type="checkbox"/> <sub>3</sub>	<input type="checkbox"/> <sub>4</sub>	<input type="checkbox"/> <sub>5</sub>
i. Quality health care and community based wellness and supportive services (senior centers, etc).	<input type="checkbox"/> <sub>1</sub>	<input type="checkbox"/> <sub>2</sub>	<input type="checkbox"/> <sub>3</sub>	<input type="checkbox"/> <sub>4</sub>	<input type="checkbox"/> <sub>5</sub>

**7. How would you rate the following CURRENTLY in Alachua County?**

	Poor	Fair	Good	Very Good	Excellent
a. Safe and enjoyable parks, places and buildings for you to live and be active.	<input type="checkbox"/> <sub>1</sub>	<input type="checkbox"/> <sub>2</sub>	<input type="checkbox"/> <sub>3</sub>	<input type="checkbox"/> <sub>4</sub>	<input type="checkbox"/> <sub>5</sub>
b. Reliable, accessible and safe transportation options for you to get around including walking, biking, transit, as well as driving.	<input type="checkbox"/> <sub>1</sub>	<input type="checkbox"/> <sub>2</sub>	<input type="checkbox"/> <sub>3</sub>	<input type="checkbox"/> <sub>4</sub>	<input type="checkbox"/> <sub>5</sub>
c. Housing that is affordable, accessible, and adapted to your needs.	<input type="checkbox"/> <sub>1</sub>	<input type="checkbox"/> <sub>2</sub>	<input type="checkbox"/> <sub>3</sub>	<input type="checkbox"/> <sub>4</sub>	<input type="checkbox"/> <sub>5</sub>
d. A wide range of opportunities for you to be social and interact with your neighbors and community.	<input type="checkbox"/> <sub>1</sub>	<input type="checkbox"/> <sub>2</sub>	<input type="checkbox"/> <sub>3</sub>	<input type="checkbox"/> <sub>4</sub>	<input type="checkbox"/> <sub>5</sub>
e. A sense that older adults are welcomed and valued in all settings.	<input type="checkbox"/> <sub>1</sub>	<input type="checkbox"/> <sub>2</sub>	<input type="checkbox"/> <sub>3</sub>	<input type="checkbox"/> <sub>4</sub>	<input type="checkbox"/> <sub>5</sub>
f. A wide range of employment and entrepreneurship opportunities.	<input type="checkbox"/> <sub>1</sub>	<input type="checkbox"/> <sub>2</sub>	<input type="checkbox"/> <sub>3</sub>	<input type="checkbox"/> <sub>4</sub>	<input type="checkbox"/> <sub>5</sub>
g. Opportunities to volunteer and get involved in your local government.	<input type="checkbox"/> <sub>1</sub>	<input type="checkbox"/> <sub>2</sub>	<input type="checkbox"/> <sub>3</sub>	<input type="checkbox"/> <sub>4</sub>	<input type="checkbox"/> <sub>5</sub>
h. Access to information about services and opportunities.	<input type="checkbox"/> <sub>1</sub>	<input type="checkbox"/> <sub>2</sub>	<input type="checkbox"/> <sub>3</sub>	<input type="checkbox"/> <sub>4</sub>	<input type="checkbox"/> <sub>5</sub>
i. Quality health care and community based wellness and supportive services (senior centers, etc).	<input type="checkbox"/> <sub>1</sub>	<input type="checkbox"/> <sub>2</sub>	<input type="checkbox"/> <sub>3</sub>	<input type="checkbox"/> <sub>4</sub>	<input type="checkbox"/> <sub>5</sub>

**8. How often do you have contact with family, friends, or neighbors who do not live with you? This interaction could be by phone, in person, email or social media (such as Facebook).**

- |  |   |   |
|--|---|---|
| <input type="checkbox"/> <sub>7</sub> Multiple times a day | <input type="checkbox"/> <sub>4</sub> Once a week             | <input type="checkbox"/> <sub>1</sub> Less than monthly |
| <input type="checkbox"/> <sub>6</sub> Every day            | <input type="checkbox"/> <sub>3</sub> Once every 2 or 3 weeks | <input type="checkbox"/> <sub>0</sub> Never             |
| <input type="checkbox"/> <sub>5</sub> Several times a week | <input type="checkbox"/> <sub>2</sub> Once a month            |   |

**9. What is your gender?**

- <sub>1</sub> Male                      <sub>2</sub> Female                      <sub>3</sub> Prefer to self identify \_\_\_\_\_



10. What is your age as of your last birthday?    [AGE IN YEARS]

11. What is your current marital status?

- <sub>1</sub> Single, never married <sub>4</sub> Separated  
<sub>2</sub> Married <sub>5</sub> Divorced  
<sub>3</sub> Not married, living with partner or significant other <sub>6</sub> Widowed

12. Does any disability or chronic disease keep you and/or your spouse or partner from fully participating in work, school, housework or other activities?

- <sub>1</sub> Yes, myself <sub>3</sub> Yes, both me and my spouse or partner  
<sub>2</sub> Yes, my spouse or partner <sub>4</sub> No

13. What is the highest level of education you have completed?

- <sub>1</sub> K-12<sup>th</sup> grade (no diploma) <sub>5</sub> 4-year college degree  
<sub>2</sub> High school graduate, GED or equivalent <sub>6</sub> Post-graduate study (no degree)  
<sub>3</sub> Post-high school education/training (no degree) <sub>7</sub> Graduate or professional degree(s)  
<sub>4</sub> 2-year college degree

14. Do you currently volunteer in the community?

- <sub>1</sub> Yes <sub>2</sub> No

If No, why? \_\_\_\_\_

15. Are you of Hispanic, Spanish, Latino origin or descent?

- <sub>1</sub> Yes <sub>2</sub> No

16. What is the main language spoken in your home?

- <sub>1</sub> English <sub>2</sub> Spanish <sub>3</sub> Other \_\_\_\_\_

17. What is your race?

- <sub>1</sub> Black <sub>4</sub> Native American or Alaskan Native  
<sub>2</sub> White or Caucasian <sub>5</sub> Native Hawaiian or Pacific Islander  
<sub>3</sub> Asian <sub>6</sub> Or are you some other race? \_\_\_\_\_

18. Thinking about local elections in Alachua County, in the last five years, how often would you say you voted?

- <sub>5</sub> Always <sub>3</sub> About half of the time <sub>1</sub> Never  
<sub>4</sub> Most of the time <sub>2</sub> Seldom

19. What was your annual household income before taxes in 2018?

- |  |  |  |
|--|--|--|
| <input type="checkbox"/> <sub>1</sub> Less than \$10,000   | <input type="checkbox"/> <sub>4</sub> \$30,000 to \$49,999 | <input type="checkbox"/> <sub>7</sub> \$100,000 to \$149,999 |
| <input type="checkbox"/> <sub>2</sub> \$10,000 to \$19,999 | <input type="checkbox"/> <sub>5</sub> \$50,000 to \$74,999 | <input type="checkbox"/> <sub>8</sub> \$150,000 or more      |
| <input type="checkbox"/> <sub>3</sub> \$20,000 to \$29,999 | <input type="checkbox"/> <sub>6</sub> \$75,000 to \$99,999 |  |

**20. In general, how often do you go online to access the Internet for things like sending or receiving email, getting news and information, paying bills or managing finances or buying products or services? This includes access from home, work, a mobile device (such as a smartphone), or somewhere else, like the library.**

- |   |  |   |
|---|--|---|
| <input type="checkbox"/> <sub>7</sub> Several times a day | <input type="checkbox"/> <sub>4</sub> 1-2 days a week      | <input type="checkbox"/> <sub>1</sub> Never go online |
| <input type="checkbox"/> <sub>6</sub> About once a day    | <input type="checkbox"/> <sub>3</sub> Once every few weeks |   |
| <input type="checkbox"/> <sub>5</sub> 3-6 days a week     | <input type="checkbox"/> <sub>2</sub> Once a month or less |   |

**21. In general, what ways do you prefer to learn about opportunities, services, events or programs available to you in Alachua County? (Please check all that apply).**

- |   |  |   |
|---|--|---|
| <input type="checkbox"/> <sub>1</sub> Flyers    | <input type="checkbox"/> <sub>4</sub> Radio      | <input type="checkbox"/> <sub>7</sub> Websites                      |
| <input type="checkbox"/> <sub>2</sub> Mail      | <input type="checkbox"/> <sub>5</sub> Television | <input type="checkbox"/> <sub>8</sub> Social Media sites (Facebook, |
| <input type="checkbox"/> <sub>3</sub> Newspaper | <input type="checkbox"/> <sub>6</sub> Email      |   |

**22. Please use the space below for any additional comments.**

## References

- Aarp. (n.d.). Introduction to the 8 Domains of Livability. Retrieved from <https://www.aarp.org/livable-communities/network-age-friendly-communities/info-2016/8-domains-of-livability-introduction.html>
- Florida Department of Health. (n.d.). Aging in Florida. Retrieved from <http://www.flhealthcharts.com/ChartsReports/rdPage.aspx?rdReport=ChartsProfiles.AgingInFloridaProfile>