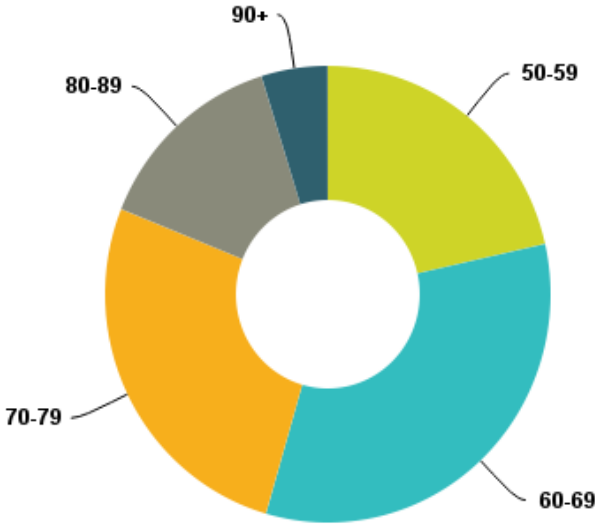


# Age-Friendly Community Survey- Preliminary Summary

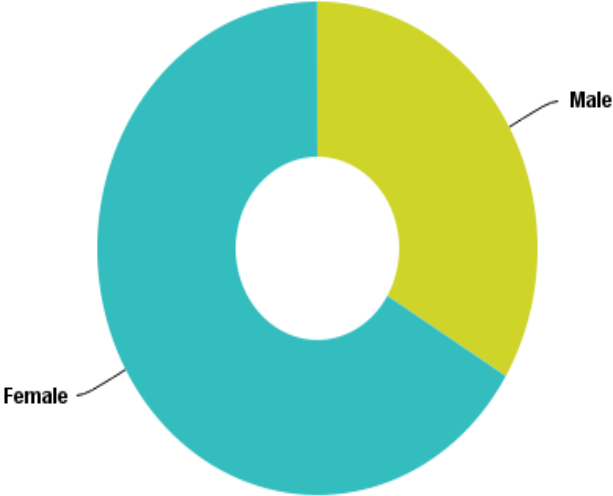
August 9, 2016

# 1k. What is your age



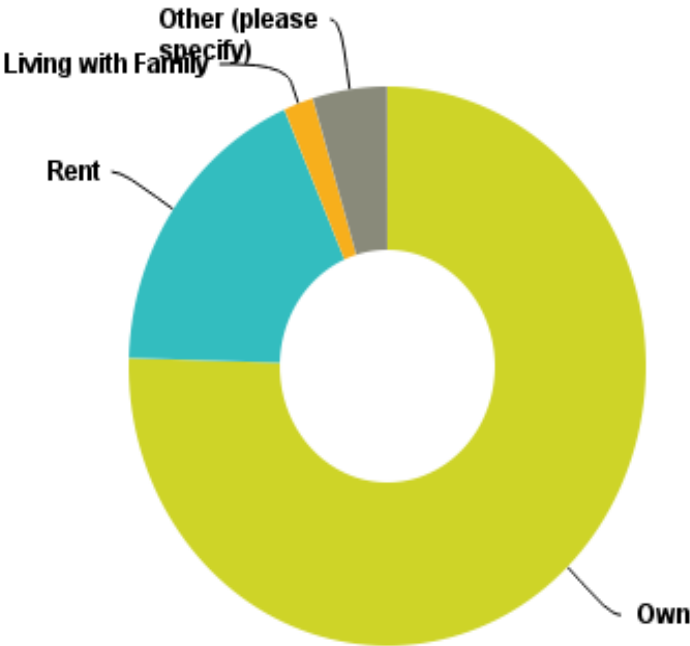
Answer Choices	Responses	
50-59	21.47%	67
60-69	33.01%	103
70-79	26.60%	83
80-89	14.10%	44
90+	4.81%	15
<b>Total</b>		<b>312</b>

# 2k. What is your gender?



Answer Choices	Responses	
Male	33.65%	105
Female	66.35%	207
<b>Total</b>		<b>312</b>

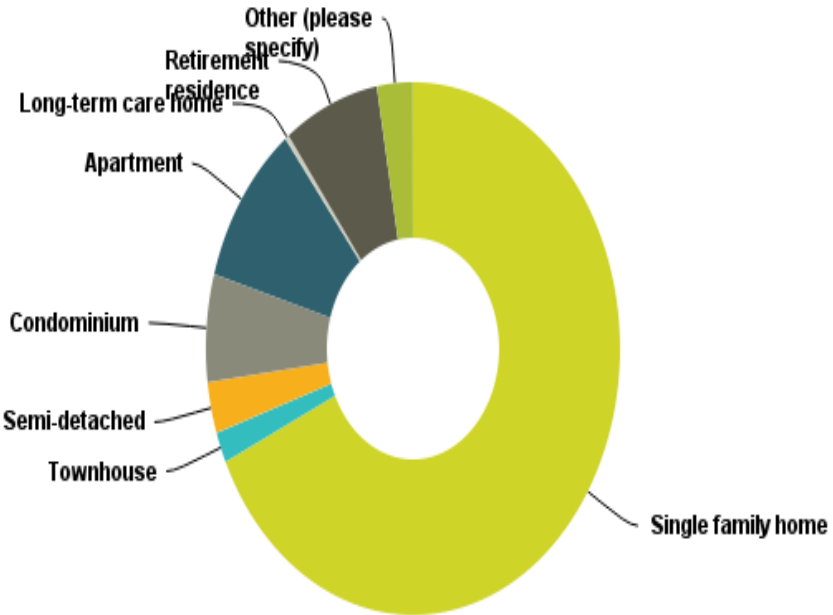
# D1. Please tell us your current housing situation



Answer Choices	Responses
Own	75.47% 243
Rent	18.01% 58
Living with Family	1.86% 6
Other (please specify)	4.66% 15
<b>Total</b>	<b>322</b>

# D2. Which best describes your current home?

---



# D3. Which best describes your home location?

---



Answer Choices	Responses
Rural	18.63% 60
Urban	81.37% 262
<b>Total</b>	<b>322</b>

# Survey Results

---

'Agree' and 'Strongly Agree' responses were combined. The following scale provided guidance in establishing priority areas of focus.



# A. Outdoor Spaces and Facilities

Please give us your opinion about how you think the Municipality of Port Hope currently meets the following Age-Friendly Outdoor Spaces and Buildings Features

Answer Options	Don't Know or Not applicable %	Strongly Disagree %	Disagree %	Somewhat Disagree %	Agree %	Strongly Agree %	Strongly Agree and Agree Total
1. Neighbourhoods and pathways are well-lit.	17.1	4.3	11.2	34.4	43.1	6.9	50.0
2. Pedestrian crossings are safe for people with any level of ability.	9.0	7.3	8.9	33.0	44.2	6.6	50.8
3. Public buildings are accessible.	15.9	2.5	5.7	20.0	61.1	10.7	71.8
4. Public washrooms are clean, well-maintained and accessible.	27.3	4.1	8.7	25.2	52.1	9.9	62.0
5. Public washrooms are adequately located in outdoor spaces.	24.0	11.9	24.1	27.3	31.6	5.1	36.8
6. Parks are well maintained and safe.	9.0	1.3	5.0	16.8	64.4	12.5	76.9
7. Snow removal is prompt.	7.2	9.4	12.9	29.4	43.7	4.5	48.2
8. Snow removal at public buildings takes into consideration the mobility needs of people of all abilities.	30.0	6.0	11.2	31.3	45.9	5.6	51.5
9. Shelters are adequately available when using parks and trails.	42.6	8.9	23.0	35.1	28.8	4.2	33.0
10. Benches are conveniently located along sidewalks, paths and trails.	13.5	5.2	10.4	23.6	54.2	6.6	60.8
11. Parks and outdoor spaces are important.	3.0	0.3	0.9	3.1	31.0	64.7	95.7

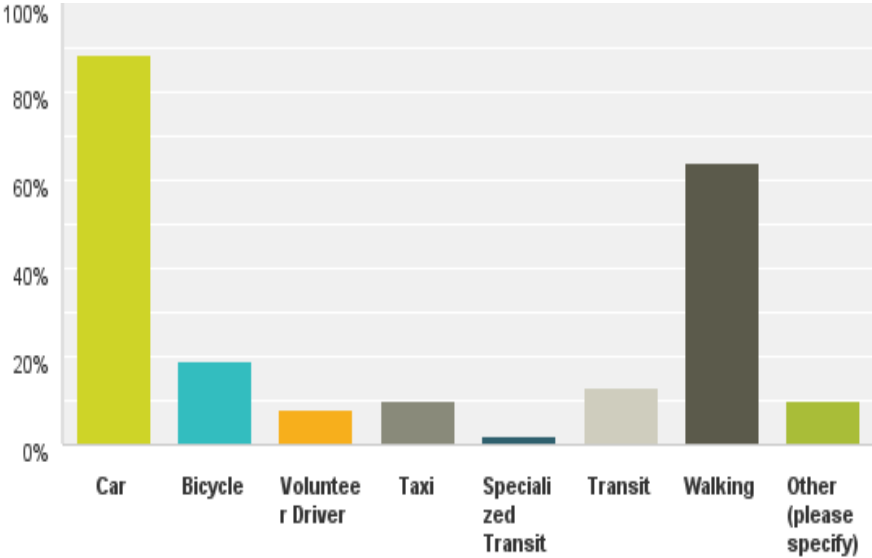


# B. Transportation

Please give us your opinion about how you think the Municipality of Port Hope currently meets the following Age-Friendly Transportation Features.

Answer Options	Don't know or Not Applicable %	Strongly Disagree %	Disagree %	Somewhat Agree %	Agree %	Strongly Agree %	Strongly Agree and Agree %
2. Information is available about transportation services, including information on how and where to access them, timetables and cost.	33.8	3.4	10.6	34.1	46.1	4.1	50.2
3. Specialized transportation is available for people with special needs.	37.2	1.5	4.4	23.8	61.2	8.3	69.4
4. Roads are well-maintained.	3.7	9.1	18.0	35.8	32.0	4.7	36.7
5. Sidewalks are well-maintained and easy for all people to use	5.5	13.1	23.2	38.1	22.6	2.3	24.8
6. Cycling and walking trails are well connected and maintained.	33.2	4.6	15.5	38.4	36.5	2.7	39.3
7. Priority parking and drop-off spots for people with special needs are available.	25.0	2.1	6.5	33.7	50.4	6.5	56.9
8. Directional signs are in good locations and easy to read	11.0	2.4	7.9	26.0	56.5	6.8	63.4
9. Public transportation is convenient.	38.1	5.2	17.2	31.5	36.9	5.9	42.9
10. Bus stops are conveniently located and accessible.	38.1	1.2	12.3	32.5	45.3	7.9	53.2
11. I feel I can easily get around the community.	7.6	1.5	7.9	24.4	53.1	12.9	66.0

# B. 1 What forms of transportation do you use? (Select all that apply)



Answer Choices	Responses
Car	88.41% 290
Bicycle	18.90% 62
Volunteer Driver	8.23% 27
Taxi	9.76% 32
Specialized Transit	1.83% 6
Transit	12.80% 42
Walking	64.02% 210
Other (please specify)	9.76% 32
<b>Total Respondents: 328</b>	

# C. Civic Engagement and Employment

Please give us your opinion about how you think the Municipality of Port Hope currently meets the following Age-Friendly Civic Participation and Employment Features

Answer Options	Don't Know or Not Applicable %	Strongly Disagree %	Disagree %	Somewhat Agree %	Agree %	Strongly Agree %	Total Strongly Agree and Agree %
1. The community promotes a range of flexible older adult volunteer opportunities.	27.9	3.4	10.7	33.0	43.8	9.0	52.8
2. Volunteer opportunities are supported with training,	49.8	1.9	9.9	38.3	42.6	7.4	50.0
3. Employment opportunities for older adults are available.	55.7	23.8	32.2	33.6	9.8	0.7	10.5
4. Training is available to assist with new workplace opportunities (e.g. resume writing, interview skills,	55.4	3.5	14.6	45.1	32.6	4.2	36.8
5. Older adults are well represented on councils, boards and committees.	31.3	3.2	11.7	35.6	41.0	8.6	49.5
6. Information about volunteer and employment opportunities is well communicated.	33.1	9.3	32.4	35.6	21.3	1.4	22.7

# 7. Are you presently looking for Employment?

---



Answer Choices	Responses
Yes	8.36% 27
No	91.64% 296
<b>Total</b>	<b>323</b>

# D. Housing

Please give us your opinion about how you think the Municipality of Port Hope currently meets the following Age-Friendly Housing Features.

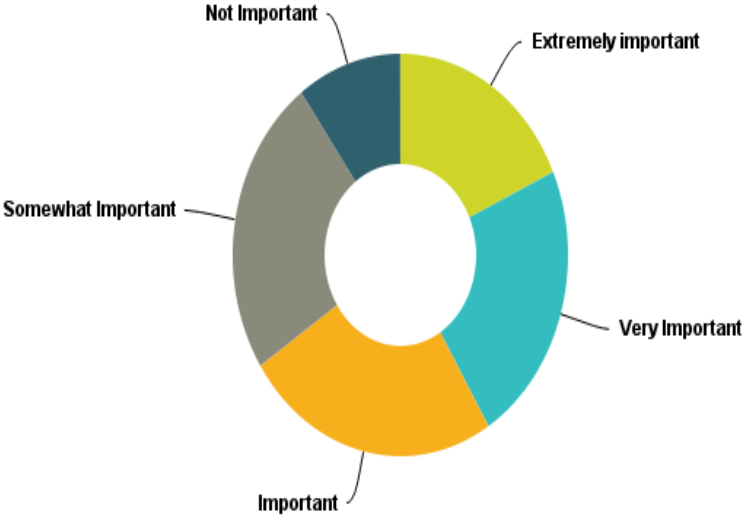
Answer Options	Don't Know or Not applicable %	Strongly Disagree %	Disagree %	Somewhat Agree %	Agree %	Strongly Agree %	Total Agree and Strongly Agree %
4. Affordable housing is available for all.	30.1	29.3	36	25.3	7.1	2.2	9.3
5. Affordable supports are available to enable older adults to remain at home (e.g. Personal support workers, Meals on Wheels, etc).	23.3	12.1	11.3	44.9	28.3	3.2	31.6
6. Information is available on home modification options and subsidies.	45.7	18.3	21.7	37.1	21.1	1.7	22.9
7. Maintenance services are available for older adults (e.g. grass cutting, snow removal).	47.5	15.4	20.1	36.1	26.0	2.4	28.4
8. Sufficient and affordable housing dedicated to older people (e.g., long-term care homes, retirement homes) is provided locally.	21.7	13.5	21.0	32.9	30.6	2.0	32.5
9. When researching housing options (for yourself, family member or friend), the information was accessible and comprehensive.	43.2	7.1	19.1	41.0	28.4	4.4	32.8
10. I feel confident that if I were to move, that I would be able to find accommodation that meets my needs.	19.3	18.5	20.0	28.5	28.1	5.0	33.1

# E. Respect and Social Inclusion

Please give us your opinion about how you think the Municipality of Port Hope currently meets the following Age-Friendly Respect and Social Inclusion Features

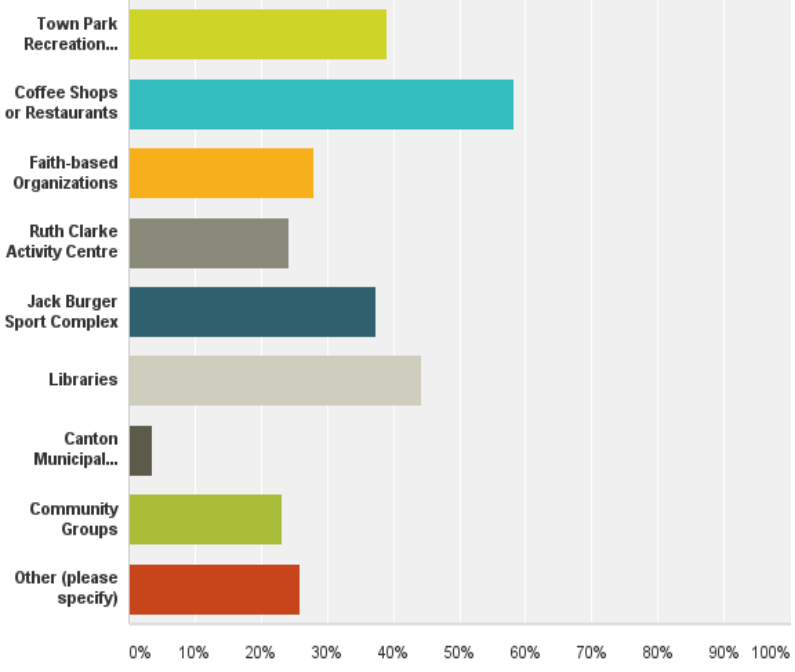
Answer Options	Don't Know or Not available %	Strongly Disagree %	Disagree %	Somewhat agree %	Agree %	Strongly Agree %	Total Agree and Strongly Agree %
1. Older adults are consulted regularly on how to serve them better.	30.2	8.5	34.8	42.4	12.5	1.8	14.3
2. Older adults are treated respectfully by the community as a whole.	10.0	2.8	3.5	40.1	47.1	6.6	53.6
3. Contributions of older adults are honoured in the community through events and/or awards.	21.2	0.8	3.6	41.5	47.0	7.1	54.2
4. Programs and events that combine youth and older adult participation are available.	44.5	4.5	24.2	37.1	29.8	4.5	34.3
5. Programs are available and participation is encouraged for any level of income.	29.6	7.1	13.7	33.6	39.8	5.8	45.6
6. I feel respected and part of the community.	9.0	2.4	5.1	27.4	54.8	10.3	65.1

# F2. How important is participating in social activities to you?



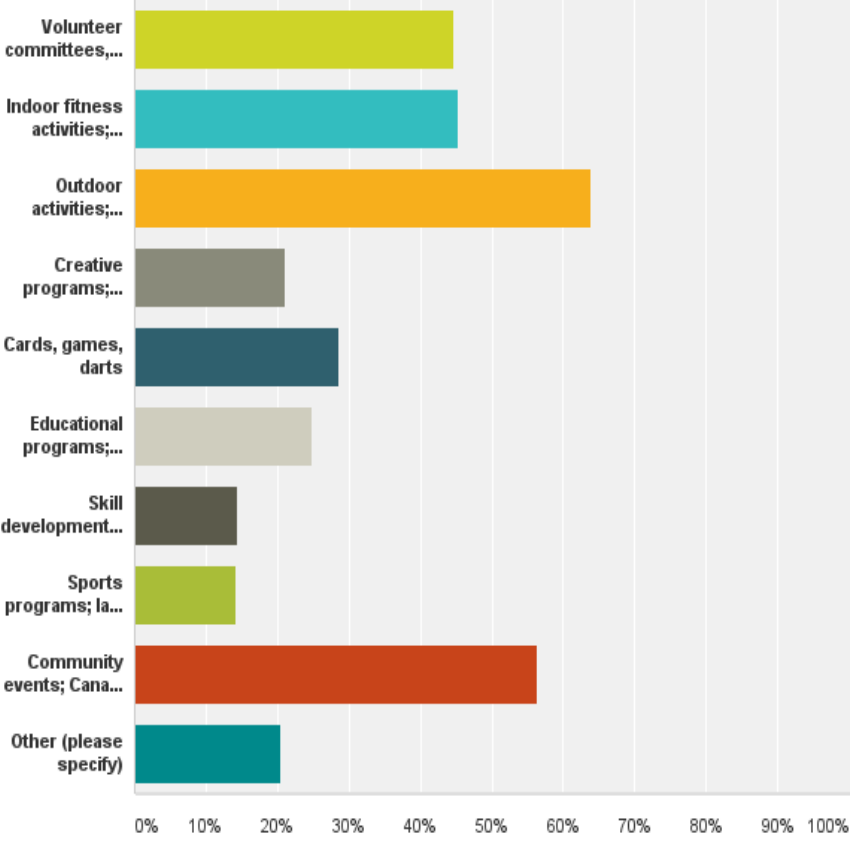
Answer Choices	Responses	
Extremely important	18.24%	58
Very Important	22.96%	73
Important	24.53%	78
Somewhat Important	24.21%	77
Not important	10.06%	32
<b>Total</b>		<b>318</b>

# F1. Where do you go to participate in social activities and events?

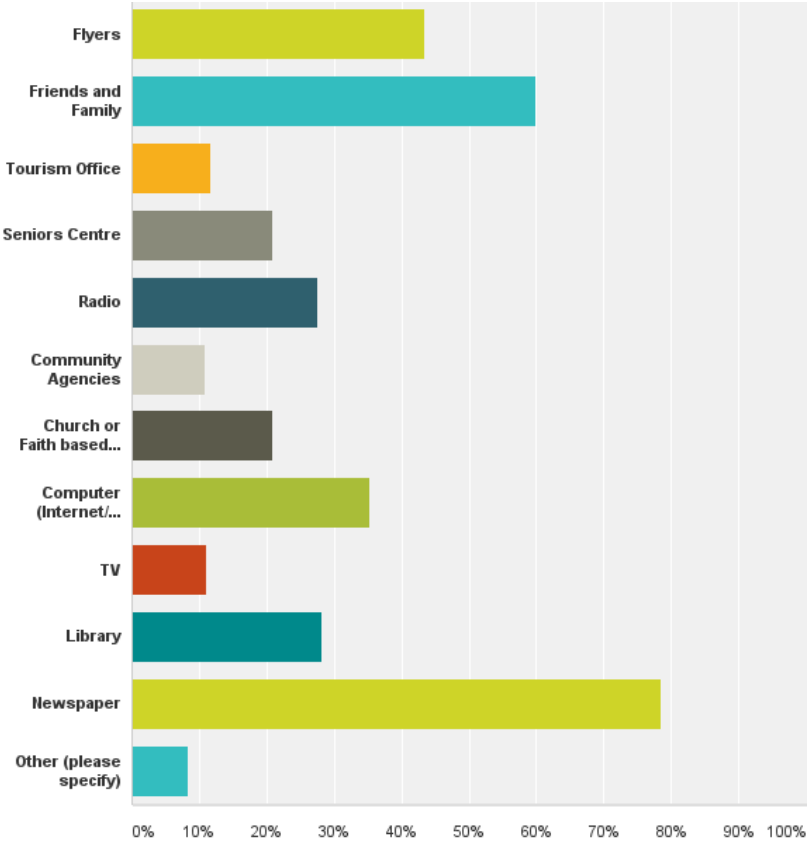




### 3. What types of activities do you participate in?



# G1. How do you find out about activities, events and services in Port Hope?



# G. Communication and Information

Please give us your opinion about how you think the Municipality of Port Hope currently meets the following Age-Friendly Communication and Information Features

Answer Options	Don't know or Not applicable %	Strongly Disagree %	Disagree %	Somewhat Agree %	Agree %	Strongly Agree %	Total Agree and Strongly Agree %
2. Information is accessible, timely, and well distributed to reach residents of all ages.	17.5	6.5	20.4	46.5	25.8	0.8	26.5
3. Print and spoken communication is easy to understand.	15.2	1.1	3.4	31.1	59.9	4.5	64.4
4. Older adults know where to go or who to call to get community information.	28.6	8.0	24.9	36.9	28.4	1.8	30.2
5. Access to computers and the Internet, at no or minimal charge, is available in a variety of public places.	35.2	3.4	9.3	34.3	45.6	7.4	52.9
6. Information for socially isolated older adults is delivered by phone, or through personal visits.	65.7	14.8	25.9	36.1	23.1	0.0	23.1
7. I can easily access information about activities, programs, and services that are important to me	12.1	3.2	11.6	33.6	43.7	7.9	51.6

# H. Community and Health Services

Please give us your opinion about how you think the Municipality of Port Hope currently meets the following Age-Friendly Community and Health Services Features

Answer Options	Don't Know or Not applicable %	Strongly Disagree %	Disagree %	Somewhat Agree %	Agree %	Strongly Agree %	Strongly Agree and Agree %
1. A range of health and support services are offered for promoting, maintaining, and restoring physical and mental health.	21.3	4.5	6.9	41.3	41.7	5.7	47.4
2. Home care services including health and personal care are available.	32.5	2.4	9.4	30.2	51.4	6.6	58.0
3. Clear and accessible information is provided about health and social services.	29.6	6.8	21.3	39.4	30.8	1.8	32.6
4. Delivery services are available and convenient to arrange for meals, groceries, medications, etc.	45.5	2.9	15.8	37.4	39.2	4.7	43.9
5. Affordable meal programs are available to older adults in the community.	50.6	4.5	9.7	34.8	47.7	3.2	51.0
6. Home support, day programs, and respite stays are adequately available.	48.1	12.9	17.2	36.8	30.1	3.1	33.1
7. Support staff are respectful, helpful, and trained to serve older people.	46.2	2.4	4.1	31.4	55.6	6.5	62.1
8. I feel confident that my present health needs are being met by existing services.	18.8	3.5	9.4	29.0	48.2	9.8	58.0