

# Evaluation of the Lifelong Montclair Aging in Place Initiative

## Summary of Community Findings

---

The Lifelong Montclair initiative commissioned an evaluation to learn about changes happening to make Montclair a place where residents can live comfortably, safely and independently. The sections below summarize the findings from this evaluation.

### OVERALL FINDINGS

Findings from the evaluation suggest that older adults surveyed want to age in Montclair (89.5%) (Figure 1). Nearly two-thirds (61.5%) of respondents are not confident or are unsure that they will be able to continue living in Montclair in 10 years (Figure 2). Respondents' perceptions about both the desire to age in Montclair and the ability to continue living in Montclair did not differ by age group, income group or racial group.\*

Figure 1. Percentage who plan to continue living in Montclair (N=86)\*

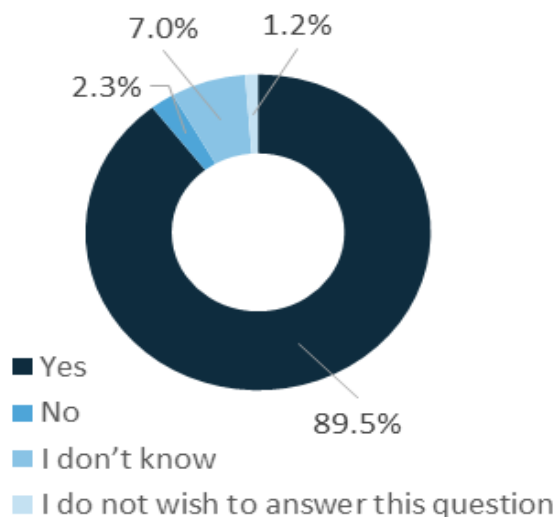
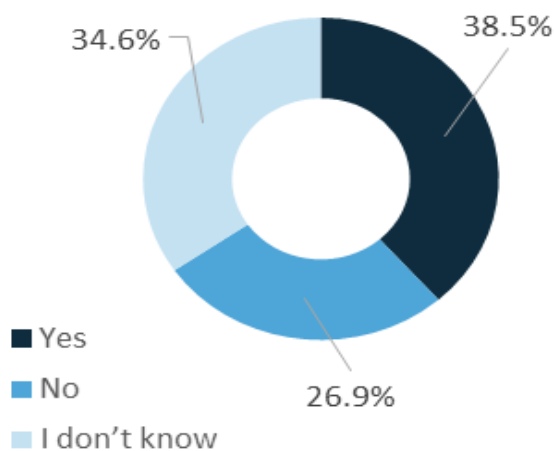


Figure 2. Percentage who are confident they will be able to live in Montclair (N=78)\*



\*No significant difference noted for age, income or race (p-values: .09-.76)

## LIVABILITY FINDINGS

The evaluation assessed changes happening in Montclair in seven of the World Health Organization 8 Domains of Livability that impact the overall quality of life of older adults. Figures 3-5 summarize the strategies that Lifelong Montclair and its partner organizations have implemented.

Figure 3. Lifelong Montclair and Partner Organization Strategies and Relevant Evaluation Findings



Livability Domain	What Lifelong Montclair and its Partners Did	What the Evaluation Found
Transportation 	<ul style="list-style-type: none"><li>• Ride Training</li><li>• Connect to Transit Transportation Seminar</li><li>• Senior Walkability Conference</li><li>• Taxi Voucher Program</li></ul>	<ul style="list-style-type: none"><li>• 32% of respondents positively rated the availability of transportation options in Montclair.</li><li>• 65% of respondents reported walking to and from their desired locations.</li></ul>
Respect and Inclusion 	<ul style="list-style-type: none"><li>• Community Calendar</li><li>• Montclair Institute for Lifelong Learning</li><li>• Life Transitions for Seniors</li></ul>	<ul style="list-style-type: none"><li>• 77% of respondents rated older adults being respected in Montclair as “average” or better.</li><li>• 10% of respondents positively rated the extent to which they felt the Township of Montclair provides tailored services to older adults.</li></ul>

Figure 4. Lifelong Montclair and Partner Organization Strategies and Relevant Evaluation Findings

## Livability Domain

### Housing



Created by Edward Boatman from Noun Project

## What Lifelong Montclair and its Partners Did

- Home sharing program

## What the Evaluation Found

- 71% of respondents reported owning their home, and 24% reported renting their residence.
- 49% of respondents rated the availability of housing options that met their needs as “average” or better.

### Communication and Information



Created by Lorenzo Stella from Noun Project

- Lifelong Montclair Guide to Public Transportation
- Directory of Senior Services
- Community Calendar

- 61% of respondents had heard about the Lifelong Montclair Guide to Public Transportation, and of those, 65% learned something new from it.
- 43% had heard about the Lifelong Montclair Directory of Senior Services, and of those, 56% learned something new from it.

### Civic Participation and Employment





Created by Ryan Beck from Noun Project

- Montclair Institute for Lifelong Learning

- 56% of respondents positively rated opportunities for volunteer work in Montclair.
- 54% of respondents reported that they actively volunteer in 92 organizations throughout Montclair and neighboring towns.

Figure 5. Lifelong Montclair and Partner Organization Strategies and Relevant Evaluation Findings

Livability Domain	What Lifelong Montclair and its Partners Did	What the Evaluation Found
<p>Health and Community</p>  <p><small>Created by Timothy Miller from Noun Project</small></p>	<ul style="list-style-type: none"> <li>Life Transitions for Seniors</li> </ul>	<ul style="list-style-type: none"> <li>70% of respondents reported that physical health concerns have not prevented them from participating in their normal activities.</li> <li>77% of respondents reported that mental health concerns have not prevented them from participating in their normal activities.</li> </ul>
<p>Social Participation</p>  <p><small>Created by Megan Mitchell from Noun Project</small></p>	<ul style="list-style-type: none"> <li>Community Calendar</li> <li>Montclair Institute for Lifelong Learning</li> </ul>	<ul style="list-style-type: none"> <li>95% of respondents socialized with friends and/or neighbors during the previous 7 days.</li> <li>42% of respondents positively rated the affordability of events, activities and services in Montclair.</li> </ul>

## NEXT STEPS

As Lifelong Montclair continues to evolve and expand its work, future efforts are planned in several areas, including the following:

- improve the quality of service on the Montclair Senior Citizen Bus,
- implement and optimize Senior Activities at Edgemont Park House and
- develop and disseminate a real-time online Directory of Senior Services.

*Lifelong Montclair is an aging in place initiative of the Partners for Health Foundation in collaboration with the Township of Montclair. The initiative is a collaboration among partner organizations and the Project Director to implement senior-focused strategies.*

*This evaluation was conducted by the Center for Research and Evaluation on Education and Human Services (CREEHS) at Montclair State University.*